CANBERRA LIGHT RAIL 2A
PACKAGE 15.00 - PROPOSED UTILITIES

DRAWING INDEX

NAME	DESCRIPTION	NOTES
S210-WSC-DRW-UTL-GE-2001	PROPOSED UTILITIES - COVER SHEET	
S210-WSC-DRW-UTL-GE-2010	PROPOSED UTILITIES - KEY PLAN	
S210-WSC-DRW-UTL-GE-2015	PROPOSED UTILITIES - GENERAL NOTES	
S210-WSC-DRW-UTL-GE-2020	PROPOSED UTILITIES - LEGEND	
S210-WSC-DRW-UTL-GE-2101	PROPOSED UTILITIES - SHEET 1	
S210-WSC-DRW-UTL-GE-2102	PROPOSED UTILITIES - SHEET 2	
S210-WSC-DRW-UTL-GE-2103	PROPOSED UTILITIES - SHEET 3	
S210-WSC-DRW-UTL-GE-2104	PROPOSED UTILITIES - SHEET 4	
S210-WSC-DRW-UTL-GE-2105	PROPOSED UTILITIES - SHEET 5	
S210-WSC-DRW-UTL-GE-2106	PROPOSED UTILITIES - SHEET 6	
S210-WSC-DRW-UTL-GE-2107	PROPOSED UTILITIES - SHEET 7	NO WORKS FOUND WITHIN THIS AREA
S210-WSC-DRW-UTL-GE-2108	PROPOSED UTILITIES - SHEET 8	
S210-WSC-DRW-UTL-GE-2109	PROPOSED UTILITIES - SHEET 9	
S210-WSC-DRW-UTL-GE-2110	PROPOSED UTILITIES - SHEET 10	
S210-WSC-DRW-UTL-GE-2111	PROPOSED UTILITIES - SHEET 11	
S210-WSC-DRW-UTL-GE-2112	PROPOSED UTILITIES - SHEET 12	
S210-WSC-DRW-UTL-GE-2113	PROPOSED UTILITIES - SHEET 13	
S210-WSC-DRW-UTL-GE-2121	PROPOSED UTILITIES - LONG SECTIONS SHEET 1	
S210-WSC-DRW-UTL-GE-2122	PROPOSED UTILITIES - LONG SECTIONS SHEET 2	
S210-WSC-DRW-UTL-GE-2123	PROPOSED UTILITIES - LONG SECTIONS SHEET 3	
S210-WSC-DRW-UTL-GE-2124	PROPOSED UTILITIES - LONG SECTIONS SHEET 4	
S210-WSC-DRW-UTL-GE-2125	PROPOSED UTILITIES - LONG SECTIONS SHEET 5	
S210-WSC-DRW-UTL-GE-2126	PROPOSED UTILITIES - LONG SECTIONS SHEET 6	
S210-WSC-DRW-UTL-GE-2127	PROPOSED UTILITIES - LONG SECTIONS SHEET 7	
S210-WSC-DRW-UTL-GE-2128	PROPOSED UTILITIES - LONG SECTIONS SHEET 8	
S210-WSC-DRW-UTL-GE-2129	PROPOSED UTILITIES - LONG SECTIONS SHEET 9	
S210-WSC-DRW-UTL-GE-2130	PROPOSED UTILITIES - TRENCH DETAILS SHEET 1	
S210-WSC-DRW-UTL-GE-2131	PROPOSED UTILITIES - TRENCH DETAILS SHEET 2	
S210-WSC-DRW-UTL-GE-2132	PROPOSED UTILITIES - TRENCH DETAILS SHEET 3	
S210-WSC-DRW-UTL-GE-2141	PROPOSED UTILITIES - PIT PLAN SHEET 1	NOT IN USE
S210-WSC-DRW-UTL-GE-2142	PROPOSED UTILITIES - PIT PLAN SHEET 2	NOT IN USE
S210-WSC-DRW-UTL-GE-2143	PROPOSED UTILITIES - PIT PLAN SHEET 3	NOT IN USE
S210-WSC-DRW-UTL-GE-2144	PROPOSED UTILITIES - PIT PLAN SHEET 4	NOT IN USE
S210-WSC-DRW-UTL-GE-2145	PROPOSS5D UTILITIES - PIT PLAN SHEET 5	NOT IN USE
S210-WSC-DRW-UTL-GE-2146	PROPOSED UTILITIES - PIT PLAN SHEET 6	NOT IN USE
S210-WSC-DRW-UTL-GE-2151	PROPOSED UTILITIES - PIT PLAN SHEET 11	NOT IN USE
S210-WSC-DRW-UTL-GE-2161	PROPOSED UTILITIES - SECTIONS SHEET 2	

NOT FOR CONSTRUCTION

AMD	DESCRIPTION	DESIGNER SIGN./DATE	VERIFIED SIGN./DATE	APPROVED SIGN./DATE
F	APPROVALS ISSUE	SY 10.02.23	JB 10.02.23	PG 10.02.23
E	APPROVALS ISSUE	SY 16.12.22	JB 16.12.22	PG 16.12.22
D	COORDINATION SET - WORK IN PROGRESS	SY 04.11.22	JB 04.11.22	PG 04.11.22
C	PSP DESIGN ISSUE	SY 14.04.22	TK 14.04.22	TK 14.04.22
B	DRAFT PSP ISSUE	SY 02.03.22	TK 02.03.22	TK 02.03.22

CO-ORDINATE SYSTEM: STROMLO | HEIGHT DATUM: AHD | SCALE: AS SHOWN

ACT Government
Major Projects Canberra

This drawing is confidential and shall only be used for the purpose of this project.
The signing of this title block confirms the design and drafting of this project have been prepared and checked in accordance with the Canberra Light Rail Stage 2 Design Management Plan.

WARREN SMITH CONSULTING ENGINEERS
SINCE 1961.
NSW: 9/233 Castlereagh St, Sydney 2000 NSW, Australia, PH +61 (2) 9295 1352
VIC: Suite 7.03, 366 Little Collins St Melbourne 3000 VIC Australia, PH +61 (3) 8648 9942
wsp@warrensmith.com.au
www.warrensmith.com.au
ACN 002 957 088 ABN 36 300 430 126
Hydraulic Fire Civil Utilities Infrastructure

DRAWN E. BERRY
DESIGNED S. YENIKAPATI
DRG CHECK J. BLAINE
DESIGN CHECK J. BLAINE
APPROVED P. GOVENDER

CANBERRA LIGHT RAIL 2A
UTILITIES AND COMMUNICATIONS
PACKAGE 15.00 - PROPOSED UTILITIES
PROPOSED UTILITIES COVER SHEET

DESIGN LOT No: S210-STAGE2A | SHEET: 01 OF 37 | A1
STATUS: APPROVALS ISSUE | ©
DRG No. S210-WSC-DRW-UTL-GE-2001 | F

DRAWING COLOUR CODED - PRINT ALL COPIES IN COLOUR

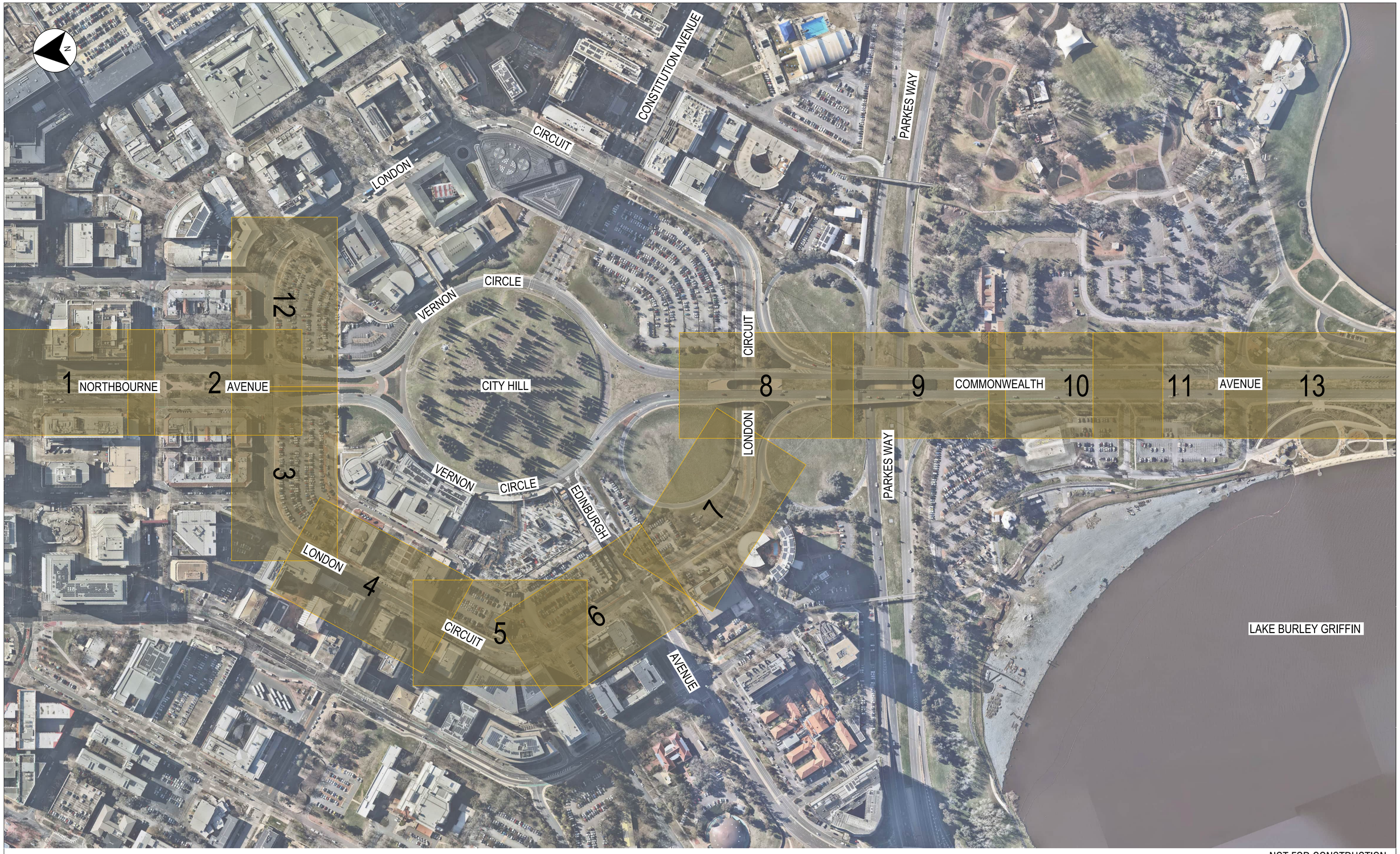

NOT FOR CONSTRUCTION

20 0 20 40 60 80m
1 : 2000 FULL SIZE A1

DRAWING COLOUR CODED - PRINT ALL COPIES IN COLOUR

AMD	DESCRIPTION	DESIGNER SIGN./DATE	VERIFIED SIGN./DATE	APPROVED SIGN./DATE
E	APPROVALS ISSUE	SY 16.12.22	JB 16.12.22	PG 16.12.22
D	COORDINATION SET - WORK IN PROGRESS	SY 04.11.22	JB 04.11.22	PG 04.11.22
C	PSP DESIGN ISSUE	SY 14.04.22	TK 14.04.22	TK 14.04.22
B	DRAFT PSP ISSUE	SY 02.03.22	TK 02.03.22	TK 02.03.22
A	PRELIMINARY DRAFT PSP ISSUE	SY 03.12.21	VC 03.12.21	TK 03.12.21

CO-ORDINATE SYSTEM: STROMLO | HEIGHT DATUM: AHD | SCALE: AS SHOWN

ACT Government
Major Projects Canberra

This drawing is confidential and shall only be used for the purpose of this project.
The signing of this title block confirms the design and drafting of this project have been prepared and checked in accordance with the Canberra Light Rail Stage 2 Design Management Plan.

Warren Smith Consulting Engineers

WARREN SMITH CONSULTING ENGINEERS
SINCE 1981
NSW: N1220 Castlereagh St, Sydney 2000 NSW, Australia | PH: +61 (2) 9290 5352
VIC: Suite 1 RSL Bldg 1/16 Collins St Melbourne 3000 VIC Australia | PH: +613 (3) 8648 9842
wsp@warrensmith.com.au
www.warrensmith.com.au
ACN 002 592 688 ABN 36 300 420 126
Hydraulic Fire Civil Utilities Infrastructure

DRAWN	E. BERRY
DESIGNED	S. YENIKAPATI
DRG CHECK	J. BLAINE
DESIGN CHECK	J. BLAINE
APPROVED	P. GOVENDER

CANBERRA LIGHT RAIL 2A

UTILITIES AND COMMUNICATIONS

PACKAGE 15.00 - PROPOSED UTILITIES KEY PLAN

DESIGN LOT No: S210-STAGE2A | SHEET: 02 OF 37 | A1

STATUS: APPROVALS ISSUE | ©

DRG No. S210-WSC-DRW-UTL-GE-2010 | E

GENERAL NOTES

1. THIS DRAWING SETS TO BE READ IN CONJUNCTION WITH AECOM DRAWINGS.
2. EXISTING SERVICES HAVE BEEN PLOTTED FROM SUPPLIED DATA. THE PRINCIPAL DOES NOT GUARANTEE THE ACCURACY OF THIS INFORMATION AND IT IS THE CONTRACTORS RESPONSIBILITY TO ESTABLISH THE LOCATION OF ALL EXISTING SERVICES PRIOR TO COMMENCING WORK. CLEARANCES SHALL BE OBTAINED FROM THE RELEVANT SERVICE AUTHORITIES.
3. PRIOR TO COMMENCING CONSTRUCTION, THE CONTRACTOR SHALL CONFIRM THE POSITION AND LEVEL OF ALL EXISTING SERVICE CONNECTION POINTS AND NOTIFY THE PAD IMMEDIATELY IF A DISCREPANCY IS FOUND.
4. ALL SURVEY SET-OUT SHALL BE UNDERTAKEN BY A REGISTERED SURVEYOR.
5. ALL EXISTING AND FINISHED SURFACE LEVELS ARE TO THE AUSTRALIAN HEIGHT DATUM (AHD).
6. WHERE NEW WORK ABUTS EXISTING WORK THE CONTRACTOR SHALL ENSURE THAT A SMOOTH EVEN PROFILE, FREE FROM ABRUPT CHANGES IS OBTAINED.
7. ALL EARTHWORKS, BATTERS AND TRENCH LINES TO BE STABILISED WITH BITUMEN STRAW MULCH UNLESS NOTED OTHERWISE.
8. THE CONTRACTOR IS RESPONSIBLE FOR THE DESIGN AND INSTALLATION OF ALL TEMPORARY SUPPORT OF EXISTING SERVICES DURING EXCAVATION OF TRENCHES TO THE SATISFACTION OF THE SERVICE OWNER/AUTHORITY.
9. ALL TREE PROTECTION FENCING TO BE CHAINWIRE FENCE TYPE, 1.8m HIGH AND ERECTED 2.0m-5.0m OUTSIDE THE TREE CANOPY AS AGREED WITH THE PAD.
10. THE CONTRACTOR SHALL MARK ALL TREES IN THE WORK AREA FOR RETENTION. OTHER TREES AND VEGETATION MAY BE REMOVED FOR CONSTRUCTION ACCESS WHERE APPROVED BY THE PAD.
11. ALL DIMENSIONS, LEVELS, METRAGES, STATIONS, GEOMETRY AND COORDINATES ARE EXPRESSED IN METRES UNLESS SHOWN OTHERWISE.
12. OTHER PACKAGES PROPOSED DESIGNS ARE SHOWN INDICATIVELY FOR INFORMATION.
13. ALL DIMENSIONS RELEVANT TO SETTING OUT AND OFF-SITE WORK SHALL BE VERIFIED BEFORE CONSTRUCTION AND FABRICATION IS COMMENCED. THE ENGINEER'S DRAWINGS SHALL NOT BE SCALED.
14. REDUCED LEVELS ARE RELATED TO THE AUSTRALIAN HEIGHT DATUM.
15. THE CO-ORDINATE SYSTEM USED IN ALL DRAWINGS IS THE CANBERRA MAP GRID (STROMLO).
16. THE LOCATION OF EXISTING SERVICES DEPICTED ON THE DRAWINGS IS INDICATIVE ONLY. THE CONSTRUCTION TEAM IS REQUIRED TO VERIFY THE LOCATION OF ALL EXISTING SERVICES PRIOR TO THE COMMENCEMENT OF WORK.
17. ALL DISTURBED SURFACES SHALL BE REINSTATED TO ORIGINAL CONDITION, UNLESS NOTED OTHERWISE.
18. SHOULD ANY ABORIGINAL ARTIFACTS BE DISCOVERED IN THE WORK SITE THE CONTRACTOR SHALL REFER TO THE CONSTRUCTION ENVIRONMENT MANAGEMENT PLAN (CEMP).
19. ALL EXISTING PITS WITHIN NEW PAVEMENT ZONES TO BE ALIGNED WITH PAVERS AND PAVER INFILL PROVIDED UNLESS NOTED OTHERWISE.
20. TRENCH BEDDING AND BACKFILL MATERIAL AND COMPACTION SHALL CONFORM TO THE UTILITY OWNER SPECIFICATIONS AND PROCEDURES.
21. FILL MATERIAL SHOULD BE OF SIMILAR OR BETTER STRENGTH AND OF SIMILAR OR LOWER PERMEABILITY THAN THE SURROUNDING GROUND WHERE TRENCHES ARE REQUIRED TO BE BACKFILLED WITHIN THE PAVEMENT AND TRACK SLAB FOOTPRINT.
22. REFER TO JEMENA PROTECTION REQUIREMENTS WHERE THERE WILL BE VIBRATION FROM COMPACTION.

TELECOMMUNICATION GENERAL NOTES

1. ALL WORKS SHALL COMPLY WITH THE CURRENT EDITION OF RELEVANT AUSTRALIAN STANDARDS, COMMUNICATIONS ALLIANCE, AUSTRALIAN COMMUNICATIONS AND MEDIA AUTHORITY TECHNICAL STANDARDS, STANDARDS AUSTRALIA COMMUNICATIONS CABLING MANUAL, AND THE MANUFACTURER'S INSTALLATION REQUIREMENTS.
2. ALL EXISTING UNDERGROUND SERVICES WITHIN THE PROPOSED WORK ZONE SHALL BE IDENTIFIED VIA BEFORE YOU DIG AUSTRALIA (BYDA), COUNCIL PLANS AND ALL OTHER RELEVANT PARTIES OR SERVICES.
3. ALL PITS AND CONDUITS MUST BE INSTALLED AS INDICATED IN THE UTILITIES COORDINATION PLAN AND WITHIN THE DESIGNATED TELECOMMUNICATIONS ALIGNMENT ESTABLISHED BY STATE AND FEDERAL GOVERNMENTS, STREET OPENING CONFERENCES, LOCAL COUNCILS OR IN ANY SHARED TRENCH.
4. WHERE POSSIBLE, CONDUITS (INSTALLED IN TRENCHES) SHOULD BE INSTALLED IN A STRAIGHT LINE VERTICALLY AND HORIZONTALLY BETWEEN PITS AND AT A GRADE WHICH WILL ALLOW DRAINAGE TO AT LEAST ONE PIT OR HUMPED NEAR THE CENTRE OF THEIR LENGTH TO ALLOW DRAINAGE TO BOTH PITS. A GRADE IN EXCESS OF 1 IN 300 IS NORMALLY SUFFICIENT.
5. NEW PVC OR PE CONDUITS ARE TO BE INSTALLED BETWEEN PITS/MANHOLES, PROPERTY ENTRY POINTS (PEP) OR BUILDING ENTRY POINTS (BEP). ALL CONDUITS ARE TO BE INSPECTED BY THE CONSTRUCTOR PRIOR TO INSTALLATION TO ENSURE THEY ARE FREE OF DEFECTS AND THE CONDUIT ENDS SHALL BE SMOOTH AND CLEANLY CUT.
6. TRENCHING FOR CONDUITS SHALL BE IN ACCORDANCE WITH THE UNDERGROUND SERVICES IN A SHARED TRENCH AGREEMENT BETWEEN THE RESPECTIVE SERVICE AUTHORITIES. THESE SHALL BE SUFFICIENT FULLY EXCAVATED TRENCHES AND MAINTAINED AHEAD OF ALL INCOMPLETE CONDUIT INSTALLATION WORK TO AVOID UNDERGROUND OBSTRUCTION. CONDUIT ROUTES ARE TO BE DESIGNED TO MINIMISE THE NUMBER OF BENDS.
7. ALL NEW SERVICES OR SERVICES TO BE RETAINED ARE SUBJECT TO PROTECTION AGAINST CONSTRUCTION ACTIVITIES. PRINCIPAL CONTRACTOR TO PREPARE THE CONSTRUCTION METHODOLOGY TO PROTECT THE SERVICES IN ACCORDANCE WITH EACH INDIVIDUAL SERVICE PROVIDER'S REQUIREMENTS.
8. UNLESS OTHERWISE SPECIFIED, DO NOT EXCAVATE BY MACHINE WITHIN ONE METRE OF EXISTING SERVICES OR WITHIN THREE METRES OF EXISTING TREES MARKED TO REMAIN.
9. ALL PIPES AND FITTINGS SHALL BE SUPPORTED DURING TRANSPORTATION (INCLUDING UNLOADING, HANDLING AND INSTALLATION) IN A MANNER RECOMMENDED BY THE MANUFACTURER. THE PIPES AND FITTINGS SHOULD BE INSPECTED INTERNALLY AND EXTERNALLY UPON DELIVERY TO ENSURE NO DAMAGE HAS OCCURRED.
10. SHARE TRENCH 1 (ST1) TO SHARE TRENCH 13 (ST13) WILL BE UNDERTAKEN IN RLC STAGE. SHARE TRENCH 14 (ST14) TO SHARE TRENCH 20 (ST20) WILL BE CONSTRUCTED STAGE 2A.
11. PROPOSED ASSETS THAT ARE TO CONNECT TO LIVE ASSETS ARE TO STOP 500mm SHORT OF THE LIVE ASSETS. WORKS ON LIVE ASSETS ARE TO BE UNDERTAKEN BY THE ASSET AUTHORITY AT THE CONTRACTOR'S EXPENSE.

PROPOSED UTILITIES NOTES

1. ALL DN100 PVC TELECOMMUNICATIONS CONDUITS HAVE OD114.1 & ID107.8 IN REFERENCE TO IPLEX PIPELINES PRODUCT CATALOGUE 'TELECOMMUNICATIONS AND ELECTRICAL' AND IN ACCORDANCE WITH AS/NZS 2053.2.
2. IN RESPECTIVE TO ALL LONG SECTIONS, DEPTH TO INVERT HAS BEEN TAKEN TO THE BOTTOM LAYER OF THE CONDUITS.

PIT LID FINISHES

UTILITY AUTHORITY	PIT SIZE	FINISHING
TELSTRA	ALL SIZES	CAST IRON
NBN	P2 / P5	COMPOSITE
	ALL OTHER SIZES	COMPOSITE
OPTUS	ALL SIZES	SIKA TYPE (CLASS B OR D) OR BURDEN TYPE (ONLY CLASS B) LIDS
VOCUS / NEXTGEN	ALL SIZES	SIKA PRODUCT
ICON FIBRE	ALL SIZES	SCEC ENDORSED STEEL LID
DDTS	ALL SIZES	SCEC ENDORSED STEEL LID
AAPT / TRANSACT	<J8	CAST IRON
	J1000 / J1500	STEEL LID

NOT FOR CONSTRUCTION

AMD	DESCRIPTION	DESIGNER SIGN./DATE	VERIFIED SIGN./DATE	APPROVED SIGN./DATE
E	APPROVALS ISSUE	SY 16.12.22	JB 16.12.22	PG 16.12.22
D	COORDINATION SET - WORK IN PROGRESS	SY 04.11.22	JB 04.11.22	PG 04.11.22
C	PSP DESIGN ISSUE	SY 14.04.22	TK 14.04.22	TK 14.04.22
B	DRAFT PSP ISSUE	SY 02.03.22	TK 02.03.22	TK 02.03.22
A	PRELIMINARY DRAFT PSP ISSUE	SY 03.12.21	VC 03.12.21	TK 03.12.21

CO-ORDINATE SYSTEM: STROMLO | HEIGHT DATUM: AHD | SCALE: AS SHOWN

DRAWING COLOUR CODED - PRINT ALL COPIES IN COLOUR

ACT Government Major Projects Canberra

This drawing is confidential and shall only be used for the purpose of this project.
The signing of this title block confirms the design and drafting of this project have been prepared and checked in accordance with the Canberra Light Rail Stage 2 Design Management Plan.

Warren Smith Consulting Engineers
WARREN SMITH CONSULTING ENGINEERS SINCE 1987
NSW N/123 Castlereagh St, Sydney 2000 NSW, Australia PH: +61 (2) 9290 3332
VIC Suite 7.03, 366 Little Collins St Melbourne 3000 VIC Australia PH: +61 (3) 8648 9942
wsp@warrensmith.com.au www.warrensmith.com.au
ACN 002 997 088 ABN 36 300 430 126
Hydraulic Fire Civil Utilities Infrastructure

DRAWN E. BERRY
DESIGNED S. YENIKAPATI
DRG CHECK J. BLAINE
DESIGN CHECK J. BLAINE
APPROVED P. GOVENDER

CANBERRA LIGHT RAIL 2A

UTILITIES AND COMMUNICATIONS
PACKAGE 15.00 - PROPOSED UTILITIES GENERAL NOTES

DESIGN LOT No: S210-STAGE2A | SHEET: 03 OF 37 | A1
STATUS: APPROVALS ISSUE | ©
DRG No. S210-WSC-DRW-UTL-GE-2015 | E

GENERAL CIVIL & CSR

- MAINLINE CSR
- PROPOSED CSR ROUTE
- LOCAL SIGNAL ROUTE
- PROPOSED SIGNAL ROUTE
- LOCAL COMMS OF ROUTE
- LOCAL LOW VOLTAGE ROUTE
- PROPSED LOW VOLTAGE ROUTE
- LOCAL MULTI-SERVICE ROUTE
- PROPOSED MULTI-SERVICE ROUTE
- TRENCH OUTLINE
- CSR PITS (P1ASIG, P1SIG, P1B, P1A, P4B, P4LV, P1LV, P2B, P2SIG, P4A, P3A, P3LV)
- SEWER MANHOLE
- ISC — INTELLIGENT SYSTEMS CABINET
- WSC — WAYSIDE CABINET
- LVSB — LOW VOLTAGE SWITCHBOARD
- MSB — MAIN SWITCHBOARD
- ph 00.0 — POT HOLE NUMBER
- PROJECT BOUNDARY
- KERB & GUTTER
- KERB ONLY
- PEDESTRIAN HAND RAIL
- CADASTRAL BOUNDARY
- LRV DEVELOPED KINEMATIC ENVELOPE (DKE)
- ACT SPECIAL CHAMBERED MANHOLE
- ACT STANDARD MANHOLE
- ACT TYPE QS SUMP SINGLE
- ACT TYPE R SUMP SINGLE
- ACT TYPE R SUMP DOUBLE
- ACT TYPE KI SUMP (NSW GRATE)
- TfNSW TYPE S01/MGSG SUMP
- ACT PLANTATION SUMP SINGLE
- ACT PLANTATION SUMP DOUBLE
- TRACK DRAIN
- RODDING POINT
- INDICATIVE DIVERSION SWALE/CATCH DRAIN
- SW — ATTENUATION CULVERT STORAGE
- SW — STORMWATER DRAINAGE

GENERAL CIVIL & CSR (CONTINUED)

- RODDING POINT
- INDICATIVE DIVERSION SWALE/CATCH DRAIN
- DRAINAGE FLOW
- EXISTING TREE
- EXISTING TREE TO BE REMOVED
- PROPOSED TREE
- GOLDEN SUN MOTH (GSM) BOUNDARY
- EXISTING CONTOUR
- PROPOSED CONTOUR
- IMPACT BOUNDARY
- EXISTING CADASTRAL BOUNDARY
- PROPOSED CADASTRAL BOUNDARY
- FUTURE CADASTRAL BOUNDARY
- DA_WA BOUNDARY
- EPBC BOUNDARY
- PROPOSED LIGHT RAIL ALIGNMENT
- EXISTING LIGHT RAIL ALIGNMENT
- STRATA VAULT
- STRUCTURAL SOIL
- CP TEST POINT
- HDD BORE LOCATION
- POT HOLE
- ph 00.0 — POT HOLE NUMBER
- STREET LIGHT

RLC WORKS

- W — PROPOSED WATER MAIN
- ST — SHARED TRENCH
- TPG — TRANSACT LINE
- T — TELSTRA LINE
- DDTS — DDTS LINE
- C — COMMUNICATION CONDUIT
- OPT — OPTUS LINE
- NBN — NBN LINE
- TELECOMMUNICATION PITS
- GAS — GAS LINE
- SEW — SEWER LINE
- BORE — PROPOSED HDD DESIGN ALONG COMMONWEALTH AV
- OPEN TRENCH FOR COMMS AND HV ALONG COMMONWEALTH AV

UTILITIES

EXISTING

- T/NBN/OPT/NXG/AAPT/TR — TELECOMMUNICATIONS (TELSTRA/NBN/OPTUS/NEXTGEN/AAPT/TRANSACT)
- TR — TPG
- C (NBN) — TELSTRA/NBN
- C (DOF) — DOF
- C (TEL) — TELSTRA
- C (NG) — NEXTGEN
- C (AAPT) — AAPT
- C (TPG) — TPG/AAPT
- C (OPT) — OPTUS
- C (DDTS) — DDTS
- C (V) — VOCUS
- T/NXG — T/NXG — TELSTRA/NEXTGEN
- E (EVD-LV) — ELECTRICAL LOW VOLTAGE LINE
- E (EVD-HV) — ELECTRICAL HIGH VOLTAGE LINE
- E(SVC/UG) — ELECTRICAL SERVICE
- E(SL) — ELECTRICAL STREETLIGHT
- E(LV/SL) — ELECTRICAL LOW VOLTAGE/STREET LIGHT
- E(HV/SL/SVC) — ELECTRICAL HV/SL/SVC
- E(HV/SL) — ELECTRICAL HIGH VOLTAGE/STREET LIGHT
- ~~exETS~~ — EXISTING ELECTRICAL TRAFFIC SIGNALS
- ~~E (ABAN)~~ — EXISTING TO BE ABANDONED
- OF — OPTIC FIBER
- W — WATER
- ~~W~~ — WATER TO BE ABANDONED
- eSW — STORMWATER
- G (HP) — GAS
- ~~G (HP)~~ — GAS TO BE ABANDONED
- S — SEWER
- ~~S~~ — SEWER TO BE ABANDONED
- T/NBN/OPT/NXG/AAPT/TR — EXISTING TELECOMM LINE TO BE ABANDONED
- UTILITY SERVICE PITS & STREETLIGHT

XXXX-01-0000
- ASSET ID
- STAGE
- ASSET TYPE

(+) PIT BREAKOUT ZONE
THE LOCATION WHERE CONDUITS DEVIATE FROM THE SHARE TRENCH ALIGNMENT TO ENTER THEIR RESPECTIVE PIT/MANHOLE AND THEN REJOIN THE SHARE TRENCH ALIGNMENT.

UTILITIES

PROPOSED

- W — PROPOSED WATER MAIN
- PROPOSED WATER MAIN ENCASED
- STOP VALVE
- THRUST BLOCK
- ST14 — SHARED TRENCH TYPE 14
- ST15 — SHARED TRENCH TYPE 15
- ST16 — SHARED TRENCH TYPE 16
- ST17 — SHARED TRENCH TYPE 17
- ST18 — SHARED TRENCH TYPE 18
- ST19 — SHARED TRENCH TYPE 19
- ST20 — SHARED TRENCH TYPE 20
- ST21 — SHARED TRENCH TYPE 21
- ST22 — SHARED TRENCH TYPE 22
- ST23 — SHARED TRENCH TYPE 23
- ST24 — SHARED TRENCH TYPE 24
- ST25 — SHARED TRENCH TYPE 25
- ST26 — SHARED TRENCH TYPE 26
- ST27 — SHARED TRENCH TYPE 27
- ST28 — SHARED TRENCH TYPE 28
- ST29 — SHARED TRENCH TYPE 29
- ST30 — SHARED TRENCH TYPE 30
- ST31 — SHARED TRENCH TYPE 31
- ST32 — SHARED TRENCH TYPE 32
- ST33 — SHARED TRENCH TYPE 33
- ST34 — SHARED TRENCH TYPE 34
- TT — TRENCH TRANSITION LINE
- PB — PIT BREAKOUT LINE (+)
- C (TPG) — TRANSACT LINE
- C (AAPT) — AAPT LINE
- C (TEL) — TELSTRA LINE
- C (DDTS) — DDTS LINE
- C (DOF) — COMMUNICATIONS CONDUIT
- C (OPT) — OPTUS LINE
- C (NG) — NEXTGEN LINE
- C (NBN) — NBN LINE
- C (SP) — SPARE CONDUIT LINE
- TELECOMMUNICATION PITS
- GAS — GAS LINE
- SEW — SEWER LINE
- SEWER TO BE RELINED

XXXX-2A-0000
- ASSET ID
- STAGE
- ASSET TYPE

- LV — ELECTRICAL LOW VOLTAGE
- HV — ELECTRICAL HIGH VOLTAGE

NOT FOR CONSTRUCTION

AMD	DESCRIPTION	DESIGNER SIGN./DATE	VERIFIED SIGN./DATE	APPROVED SIGN./DATE
F	APPROVALS ISSUE	SY 10.02.23	JB 10.02.23	PG 10.02.23
E	APPROVALS ISSUE	SY 16.12.22	JB 16.12.22	PG 16.12.22
D	COORDINATION SET - WORK IN PROGRESS	SY 04.11.22	JB 04.11.22	PG 04.11.22
C	PSP DESIGN ISSUE	SY 14.04.22	TK 14.04.22	TK 14.04.22
B	DRAFT PSP ISSUE	SY 02.03.22	TK 02.03.22	TK 02.03.22

CO-ORDINATE SYSTEM: STROMLO | HEIGHT DATUM: AHD | SCALE: AS SHOWN

ACT Government — Major Projects Canberra

This drawing is confidential and shall only be used for the purpose of this project.
The signing of this title block confirms the design and drafting of this project have been prepared and checked in accordance with the Canberra Light Rail Stage 2 Design Management Plan.

WARREN SMITH CONSULTING ENGINEERS SINCE 1981
NSW: N-223-Castlereagh St, Sydney 2000 NSW Australia — PH: +61 (2) 9299 1332
VIC: Suite 7.03, 366 Little Collins St Melbourne 3000 VIC Australia — PH: +61 (3) 8648 4842
wsp@warrensmith.com.au
www.warrensmith.com.au
ACN 002 957 088 ABN 36 300 430 126
Hydraulic · Fire · CIVIL · Utilities Infrastructure

DRAWN: E. BERRY
DESIGNED: S. YENIKAPATI
DRG CHECK: J. BLAINE
DESIGN CHECK: J. BLAINE
APPROVED: P. GOVENDER

CANBERRA LIGHT RAIL 2A

UTILITIES AND COMMUNICATIONS

PACKAGE 15.00 - PROPOSED UTILITIES LEGEND

DESIGN LOT No: S210-STAGE2A | SHEET: 04 OF 37 | A1
STATUS: APPROVALS ISSUE | ©
DRG No. S210-WSC-DRW-UTL-GE-2020 | F

DRAWING COLOUR CODED - PRINT ALL COPIES IN COLOUR

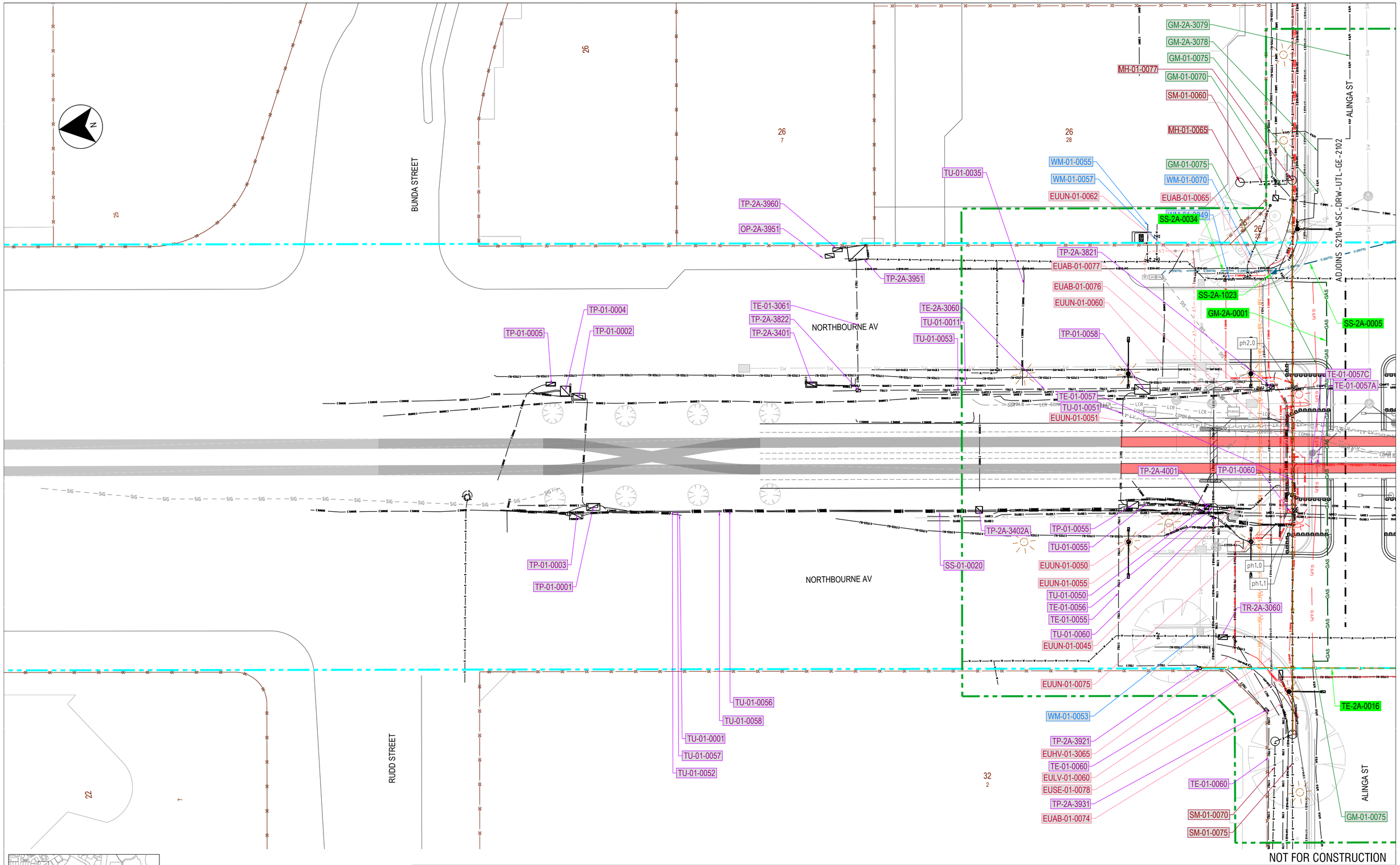

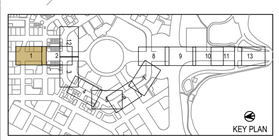

2.5 0 2.5 5 7.5m

1 : 250 FULL SIZE A1

DRAWING COLOUR CODED - PRINT ALL COPIES IN COLOUR

NOT FOR CONSTRUCTION

AMD	DESCRIPTION	DESIGNER SIGN./DATE	VERIFIED SIGN./DATE	APPROVED SIGN./DATE
F	APPROVALS ISSUE	SY 10.02.23	JB 10.02.23	PG 10.02.23
E	APPROVALS ISSUE	SY 16.12.22	JB 16.12.22	PG 16.12.22
D	COORDINATION SET - WORK IN PROGRESS	SY 04.11.22	JB 04.11.22	PG 04.11.22
C	PSP DESIGN ISSUE	SY 14.04.22	TK 14.04.22	TK 14.04.22
B	DRAFT PSP ISSUE	SY 02.03.22	TK 02.03.22	TK 02.03.22

CO-ORDINATE SYSTEM: STROMLO | HEIGHT DATUM: AHD | SCALE: AS SHOWN

ACT Government Major Projects Canberra

This drawing is confidential and shall only be used for the purpose of this project.
The signing of this title block confirms the design and drafting of this project have been prepared and checked in accordance with the Canberra Light Rail Stage 2 Design Management Plan.

Warren Smith Consulting Engineers

WARREN SMITH CONSULTING ENGINEERS SINCE 1981.
NSW: 9/233 Castlereagh St, Sydney 2000 NSW, Australia PH +61 (2) 9290 3302
VIC: Suite 7.03, 365 Little Collins St Melbourne 3000 VIC Australia PH +61 (3) 8648 9942
wsp@warrensmith.com.au
www.warrensmith.com.au
ACN 002 957 085 ABN 36 300 430 126
Hydraulic Fire Civil Utilities Infrastructure

DRAWN E. BERRY
DESIGNED S. YENIKAPATI
DRG CHECK J. BLAINE
DESIGN CHECK J. BLAINE
APPROVED P. GOVENDER

CANBERRA LIGHT RAIL 2A

UTILITIES AND COMMUNICATIONS

PACKAGE 15.00 - PROPOSED UTILITIES PLAN

SHEET 1

DESIGN LOT No: S210-STAGE2A | SHEET: 05 OF 37 | A1

STATUS: APPROVALS ISSUE | ©

DRG No. S210-WSC-DRW-UTL-GE-2101 | F

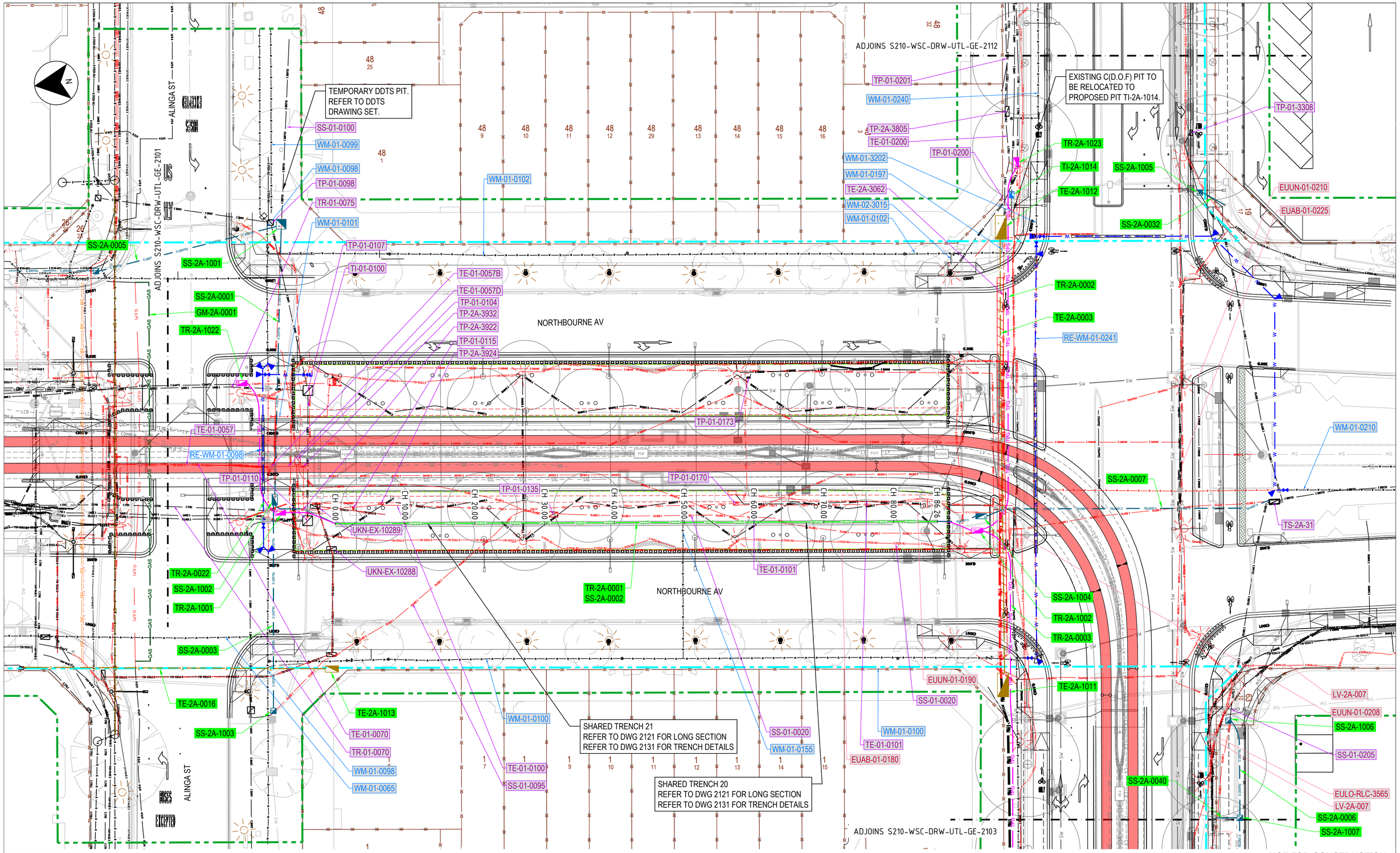

NOT FOR CONSTRUCTION

DRAWING COLOUR CODED - PRINT ALL COPIES IN COLOUR

AMD	DESCRIPTION	DESIGNER SIGN./DATE	VERIFIED SIGN./DATE	APPROVED SIGN./DATE
F	APPROVALS ISSUE	SY 10.02.23	JB 10.02.23	PG 10.02.23
E	APPROVALS ISSUE	SY 16.12.22	JB 16.12.22	PG 16.12.22
D	COORDINATION SET - WORK IN PROGRESS	SY 04.11.22	JB 04.11.22	PG 04.11.22
C	PSP DESIGN ISSUE	SY 14.04.22	TK 14.04.22	TK 14.04.22
B	DRAFT PSP ISSUE	SY 02.03.22	TK 02.03.22	TK 02.03.22

CO-ORDINATION SYSTEM: STROMLO | HEIGHT DATUM: AHD | SCALE: AS SHOWN

ACT Government
Major Projects Canberra

This drawing is confidential and shall only be used for the purpose of this project.
The signing of this title block confirms the design and drafting of this project have been prepared and checked in accordance with the Canberra Light Rail Stage 2 Design Management Plan.

WARREN SMITH CONSULTING ENGINEERS
SINCE 1961
NSW: N/223 Castlereagh St, Sydney 2000 NSW Australia. PH +61 (2) 9299 5333
VIC: Suite 7.03,365 Little Collins St Melbourne 3000 VIC Australia. PH +61 (3) 8648 9942
wsp@warrensmith.com.au
www.warrensmith.com.au
ACN 002 997 088 ABN 36 002 430 126
Hydraulic Fire CIVIL Utilities Infrastructure

DRAWN E. BERRY
DESIGNED S. YENIKAPATI
DRG CHECK J. BLAINE
DESIGN CHECK J. BLAINE
APPROVED P. GOVENDER

CANBERRA LIGHT RAIL 2A

UTILITIES AND COMMUNICATIONS

PACKAGE 15.00 - PROPOSED UTILITIES PLAN

SHEET 2

DESIGN LOT No: S210-STAGE2A | SHEET: 06 OF 37 | A1

STATUS: APPROVALS ISSUE | ©

DRG No. S210-WSC-DRW-UTL-GE-2102 | F

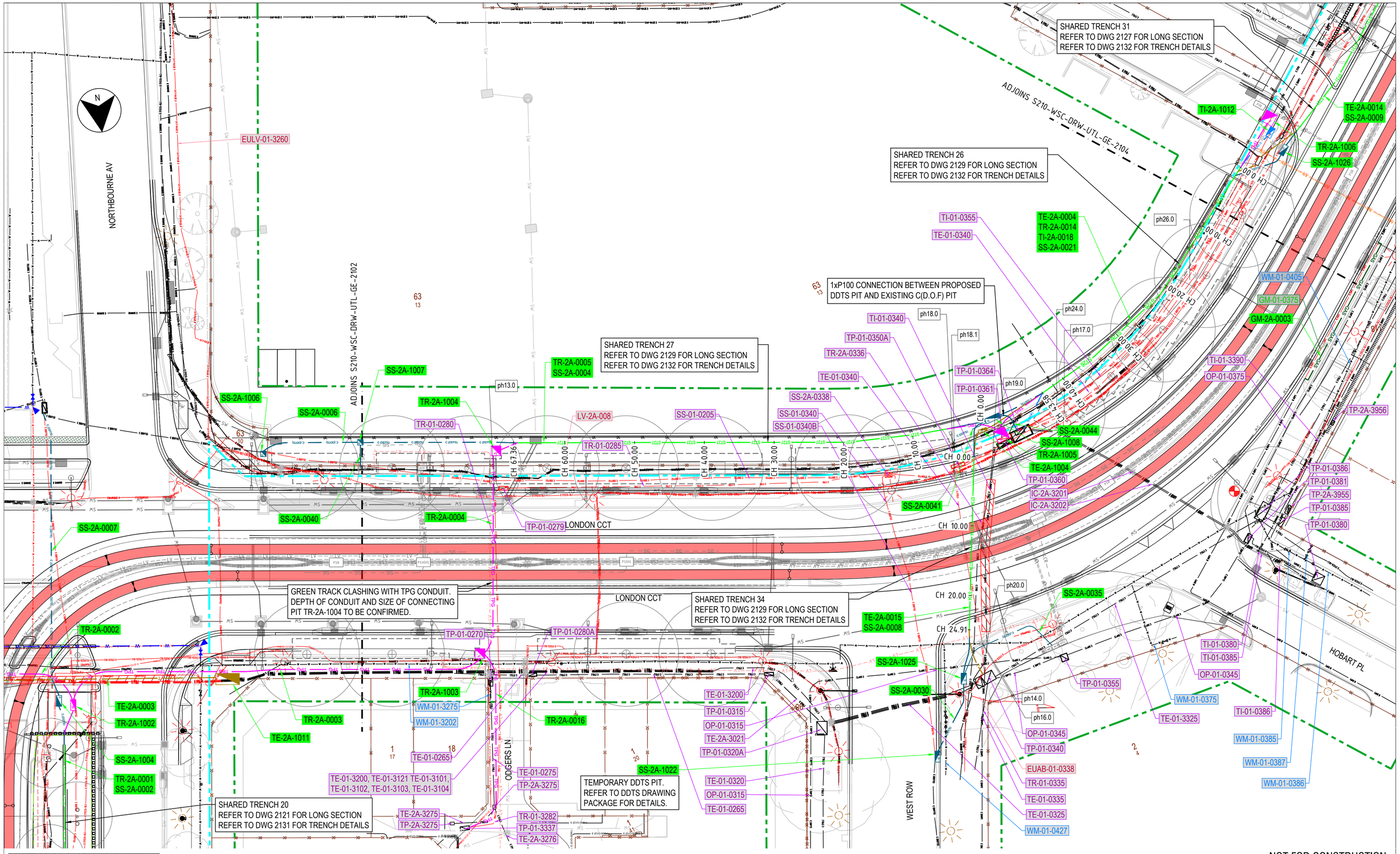

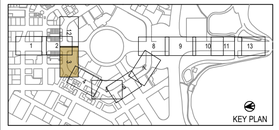

2.5 0 2.5 5 7.5m
1 : 250 FULL SIZE A1

DRAWING COLOUR CODED - PRINT ALL COPIES IN COLOUR

NOT FOR CONSTRUCTION

AMD	DESCRIPTION	DESIGNER SIGN./DATE	VERIFIED SIGN./DATE	APPROVED SIGN./DATE
F	APPROVALS ISSUE	SY 10.02.23	JB 10.02.23	PG 10.02.23
E	APPROVALS ISSUE	SY 16.12.22	JB 16.12.22	PG 16.12.22
D	COORDINATION SET - WORK IN PROGRESS	SY 04.11.22	JB 04.11.22	PG 04.11.22
C	PSP DESIGN ISSUE	SY 14.04.22	TK 14.04.22	TK 14.04.22
B	DRAFT PSP ISSUE	SY 02.03.22	TK 02.03.22	TK 02.03.22

CO-ORDINATE SYSTEM: STROMLO | HEIGHT DATUM: AHD | SCALE: AS SHOWN

ACT Government
Major Projects Canberra

This drawing is confidential and shall only be used for the purpose of this project.
The signing of this title block confirms the design and drafting of this project have been prepared and checked in accordance with the Canberra Light Rail Stage 2 Design Management Plan.

Warren Smith Consulting Engineers

WARREN SMITH CONSULTING ENGINEERS
SINCE 1981
NSW: N/123 Castlereagh St, Sydney 2000 NSW, Australia — PH: +61 (2) 9290 3322
VIC: Suite 1 F.03, 360 Little Collins St, Melbourne 3000 VIC Australia — PH: +61 (3) 8648 9942
wsp@warrensmith.com.au
www.warrensmith.com.au
ACN 002 997 088 ABN 36 300 430 126
Hydraulic Fire Civil Utilities Infrastructure

DRAWN E. BERRY
DESIGNED S. VENIKAPATI
DRG CHECK J. BLAINE
DESIGN CHECK J. BLAINE
APPROVED P. GOVENDER

CANBERRA LIGHT RAIL 2A

UTILITIES AND COMMUNICATIONS

PACKAGE 15.00 - PROPOSED UTILITIES PLAN

SHEET 3

DESIGN LOT No: S210-STAGE2A | SHEET: 07 OF 37 | A1

STATUS: APPROVALS ISSUE | ©

DRG No. S210-WSC-DRW-UTL-GE-2103 | F

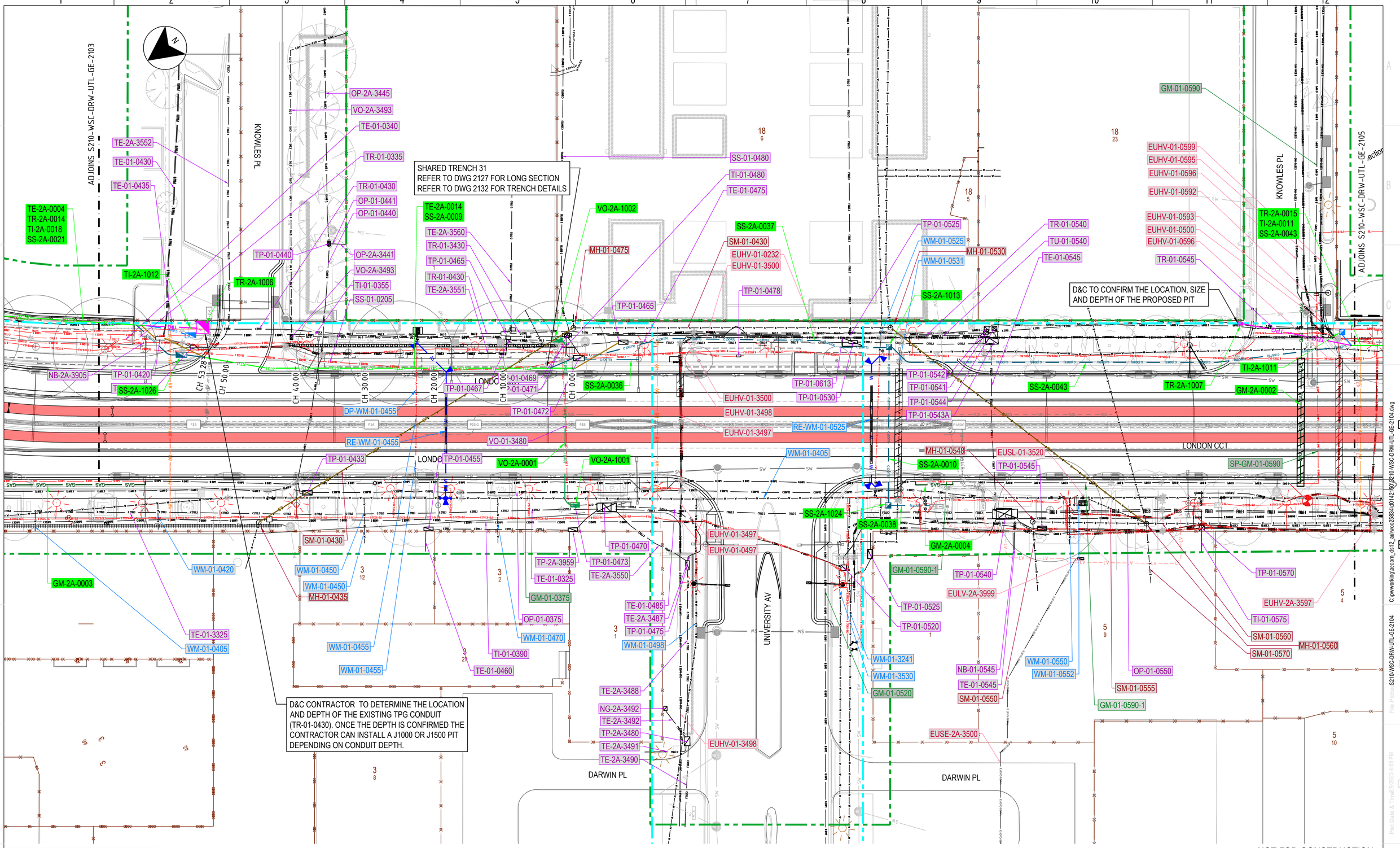

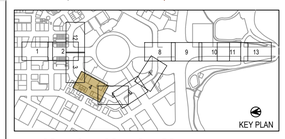

2.5 0 2.5 5 7.5m

1 : 250 FULL SIZE A1

DRAWING COLOUR CODED - PRINT ALL COPIES IN COLOUR

AMD	DESCRIPTION	DESIGNER SIGN./DATE	VERIFIED SIGN./DATE	APPROVED SIGN./DATE
F	APPROVALS ISSUE	SY 10.02.23	JB 10.02.23	PG 10.02.23
E	APPROVALS ISSUE	SY 16.12.22	JB 16.12.22	PG 16.12.22
D	COORDINATION SET - WORK IN PROGRESS	SY 04.11.22	JB 04.11.22	PG 04.11.22
C	PSP DESIGN ISSUE	SY 14.04.22	TK 14.04.22	TK 14.04.22
B	DRAFT PSP ISSUE	SY 02.03.22	TK 02.03.22	TK 02.03.22

CO-ORDINATE SYSTEM: STROMLO HEIGHT DATUM: AHD SCALE: AS SHOWN

ACT Government Major Projects Canberra

This drawing is confidential and shall only be used for the purpose of this project.
The signing of this title block confirms the design and drafting of this project have been prepared and checked in accordance with the Canberra Light Rail Stage 2 Design Management Plan.

Warren Smith Consulting Engineers

WARREN SMITH CONSULTING ENGINEERS SINCE 1961.
NSW: 9/233 Castlereagh St, Sydney 2000 NSW, Australia. PH +61 (2) 9296 1392
VIC: Suite 7.03, 365 Little Collins St Melbourne 3000 VIC Australia. PH +61 (3) 9648 9942
wsp@warrensmith.com.au
www.warrensmith.com.au
ACN 002 957 088 ABN 36 300 430 126
Hydraulic Fire Civil Utilities Infrastructure

DRAWN E. BERRY
DESIGNED S. YENIKAPATI
DRG CHECK J. BLAINE
DESIGN CHECK J. BLAINE
APPROVED P. GOVENDER

CANBERRA LIGHT RAIL 2A

UTILITIES AND COMMUNICATIONS

PACKAGE 15.00 - PROPOSED UTILITIES PLAN

SHEET 4

DESIGN LOT No: S210-STAGE2A SHEET: 08 OF 37 A1

STATUS: APPROVALS ISSUE ©

DRG No. S210-WSC-DRW-UTL-GE-2104 F

NOT FOR CONSTRUCTION

DF 801*554

Plotted by:EBERRY

Plot Date & Time:2/9/2023 4:08 PM

File Path: S210-WSC-DRW-UTL-GE-2104

C:\pwworking\aecom_ds12_au\woo25834\d0142150\S210-WSC-DRW-UTL-GE-2104.dwg

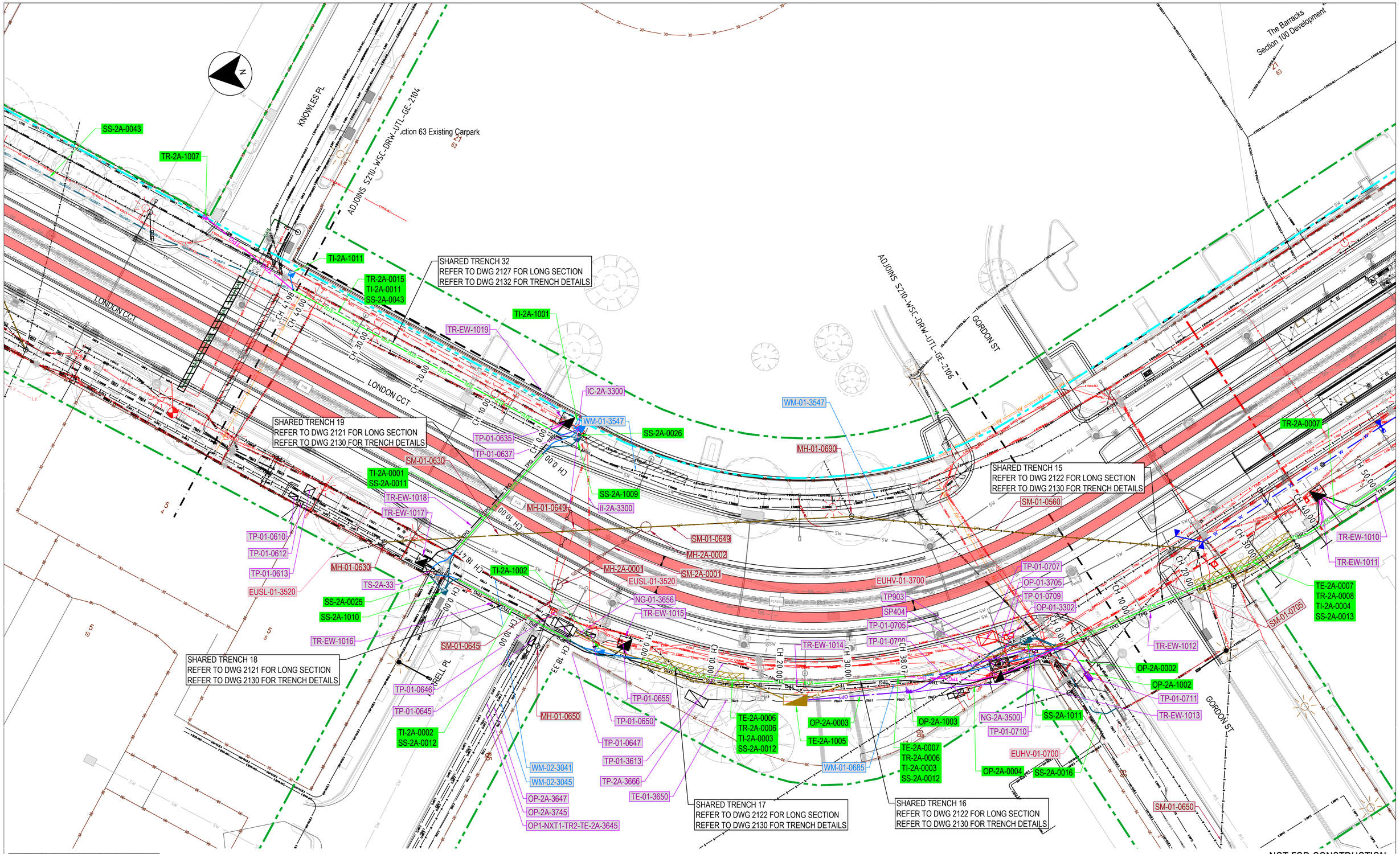

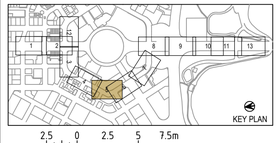

DRAWING COLOUR CODED - PRINT ALL COPIES IN COLOUR

NOT FOR CONSTRUCTION

AMD	DESCRIPTION	DESIGNER SIGN./DATE	VERIFIED SIGN./DATE	APPROVED SIGN./DATE
F	APPROVALS ISSUE	SY 10.02.23	JB 10.02.23	PG 10.02.23
E	APPROVALS ISSUE	SY 16.12.22	JB 16.12.22	PG 16.12.22
D	COORDINATION SET - WORK IN PROGRESS	SY 04.11.22	JB 04.11.22	PG 04.11.22
C	PSP DESIGN ISSUE	SY 14.04.22	TK 14.04.22	TK 14.04.22
B	DRAFT PSP ISSUE	SY 02.03.22	TK 02.03.22	TK 02.03.22

CO-ORDINATE SYSTEM: STROMLO | HEIGHT DATUM: AHD | SCALE: AS SHOWN

ACT Government
Major Projects Canberra

This drawing is confidential and shall only be used for the purpose of this project.
The signing of this title block confirms the design and drafting of this project have been prepared and checked in accordance with the Canberra Light Rail Stage 2 Design Management Plan.

Warren Smith Consulting Engineers
WARREN SMITH CONSULTING ENGINEERS SINCE 1961.
NSW: 9/233 Castlereagh St, Sydney 2000 NSW, Australia. PH +61 (2) 9299 1352
VIC: Suite 7.03, 365 Little Collins St Melbourne 3000 VIC Australia. PH +61 (3) 8648 9942
wsp@warrensmith.com.au
www.warrensmith.com.au
ACN 002 957 088 ABN 36 300 430 126
Hydraulic Fire Civil Utilities Infrastructure

DRAWN E. BERRY
DESIGNED S. YENIKAPATI
DRG CHECK J. BLAINE
DESIGN CHECK J. BLAINE
APPROVED P. GOVENDER

CANBERRA LIGHT RAIL 2A
UTILITIES AND COMMUNICATIONS
PACKAGE 15.00 - PROPOSED UTILITIES PLAN
SHEET 5

DESIGN LOT No: S210-STAGE2A | SHEET: 09 OF 37 | A1
STATUS: APPROVALS ISSUE ©
DRG No. S210-WSC-DRW-UTL-GE-2105 | F

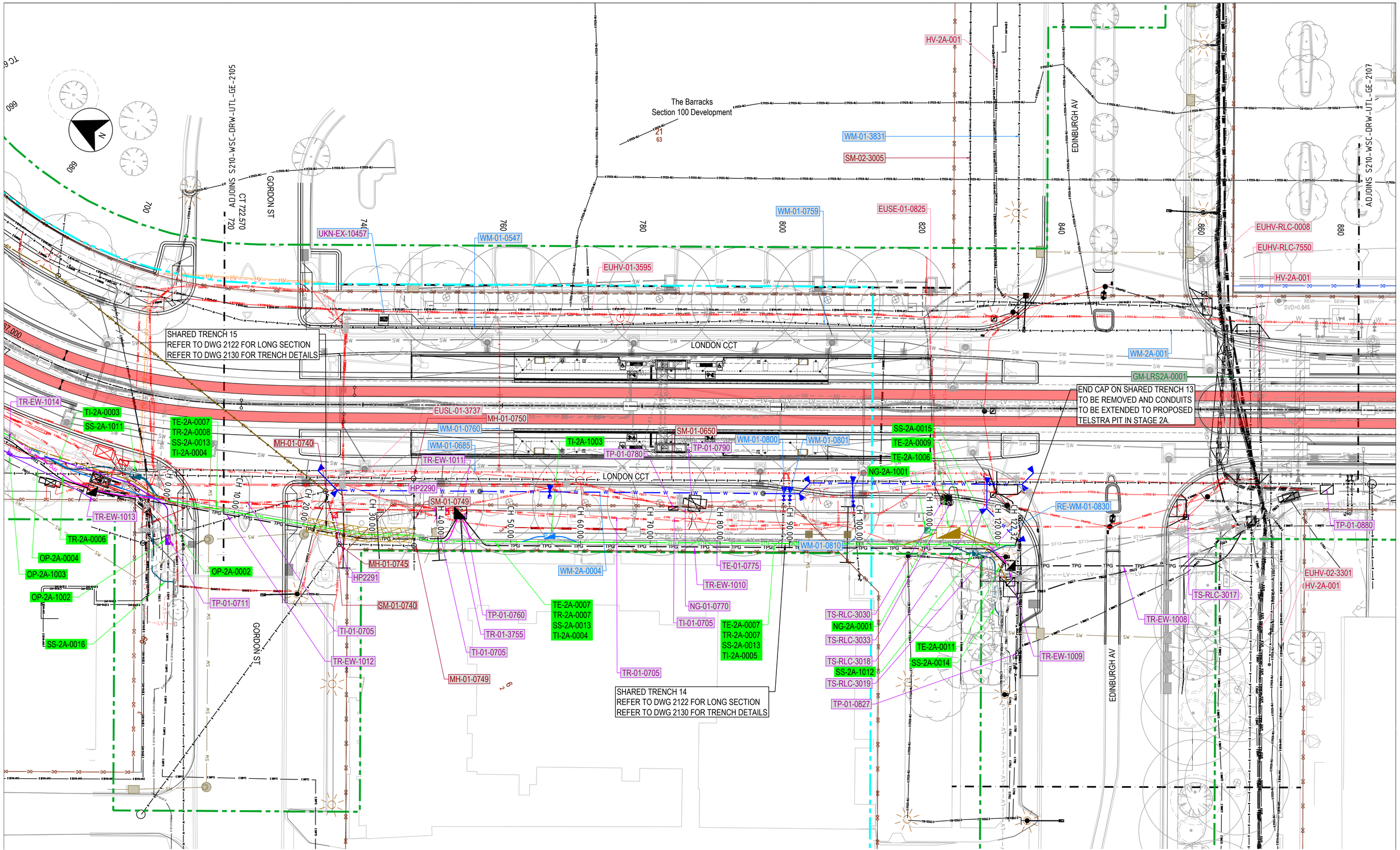

NOT FOR CONSTRUCTION

AMD	DESCRIPTION	DESIGNER SIGN./DATE	VERIFIED SIGN./DATE	APPROVED SIGN./DATE
F	APPROVALS ISSUE	SY 10.02.23	JB 10.02.23	PG 10.02.23
E	APPROVALS ISSUE	SY 16.12.22	JB 16.12.22	PG 16.12.22
D	COORDINATION SET - WORK IN PROGRESS	SY 04.11.22	JB 04.11.22	PG 04.11.22
C	PSP DESIGN ISSUE	SY 14.04.22	TK 14.04.22	TK 14.04.22
B	DRAFT PSP ISSUE	SY 02.03.22	TK 02.03.22	TK 02.03.22

CO-ORDINATE SYSTEM: STROMLO | HEIGHT DATUM: AHD | SCALE: AS SHOWN

2.5 0 2.5 5 7.5m
1 : 250 FULL SIZE A1

DRAWING COLOUR CODED - PRINT ALL COPIES IN COLOUR

ACT Government
Major Projects Canberra

This drawing is confidential and shall only be used for the purpose of this project.
The signing of this title block confirms the design and drafting of this project have been prepared and checked in accordance with the Canberra Light Rail Stage 2 Design Management Plan.

Warren Smith Consulting Engineers
WARREN SMITH CONSULTING ENGINEERS
SINCE 1961.
NSW: S1233 Castlereagh St, Sydney 2000 NSW, Australia. Ph: +61 (2) 9290 3362
VIC: Suite 7.03, 365 Little Collins St Melbourne 3000 VIC Australia. Ph: +61 (3) 8648 9942
wsp@warrensmith.com.au
www.warrensmith.com.au
ACN 002 957 086 ABN 36 300 430 126
Hydraulic Fire Civil Utilities Infrastructure

DRAWN E. BERRY
DESIGNED S. YENIKAPATI
DRG CHECK J. BLAINE
DESIGN CHECK J. BLAINE
APPROVED P. GOVENDER

CANBERRA LIGHT RAIL 2A

UTILITIES AND COMMUNICATIONS

PACKAGE 15.00 - PROPOSED UTILITIES PLAN

SHEET 6

DESIGN LOT No: S210-STAGE2A | SHEET: 10 OF 37 | A1

STATUS: APPROVALS ISSUE | ©

DRG No. S210-WSC-DRW-UTL-GE-2106 | F

NOTE: WORKS IN THIS AREA TO BE COMPLETED AS PART OF RLC

ADJOINS S210-WSC-DRW-UTL-GE-2106

ADJOINS S210-WSC-DRW-UTL-GE-2108

LONDON CCT

LONDON CCT

NOT FOR CONSTRUCTION

2.5 0 2.5 5 7.5m

1 : 250 FULL SIZE A1

DRAWING COLOUR CODED - PRINT ALL COPIES IN COLOUR

AMD	DESCRIPTION	DESIGNER SIGN./DATE	VERIFIED SIGN./DATE	APPROVED SIGN./DATE
E	APPROVALS ISSUE	SY 16.12.22	JB 16.12.22	PG 16.12.22
D	COORDINATION SET - WORK IN PROGRESS	SY 04.11.22	JB 04.11.22	PG 04.11.22
C	PSP DESIGN ISSUE	SY 14.04.22	TK 14.04.22	TK 14.04.22
B	DRAFT PSP ISSUE	SY 02.03.22	TK 02.03.22	TK 02.03.22
A	PRELIMINARY DRAFT PSP ISSUE	SY 03.12.21	VC 03.12.21	TK 03.12.21

CO-ORDINATE SYSTEM: STROMLO | HEIGHT DATUM: AHD | SCALE: AS SHOWN

ACT Government
Major Projects Canberra

This drawing is confidential and shall only be used for the purpose of this project.
The signing of this title block confirms the design and drafting of this project have been prepared and checked in accordance with the Canberra Light Rail Stage 2 Design Management Plan.

Warren Smith Consulting Engineers
WARREN SMITH CONSULTING ENGINEERS
SINCE 1961
NSW
9/233 Castlereagh St,
Sydney 2000 NSW, Australia
PH +61 (2) 9299 1193
VIC
Suite 7.03, 365 Little Collins St
Melbourne 3000 VIC Australia
PH +61 (3) 8648 9942
wsg@warrensmith.com.au
www.warrensmith.com.au
ACN 052 972 085 ABN 36 300 430 126
Hydraulic Fire Civil Utilities Infrastructure

DRAWN E. BERRY
DESIGNED S. YENIKAPATI
DRG CHECK J. BLAINE
DESIGN CHECK J. BLAINE
APPROVED P. GOVENDER

CANBERRA LIGHT RAIL 2A

UTILITIES AND COMMUNICATIONS

PACKAGE 15.00 - PROPOSED UTILITIES PLAN

SHEET 7

DESIGN LOT No: S210-STAGE2A | SHEET: 11 OF 37 | A1

STATUS: APPROVALS ISSUE | ©

DRG No. S210-WSC-DRW-UTL-GE-2107 | E

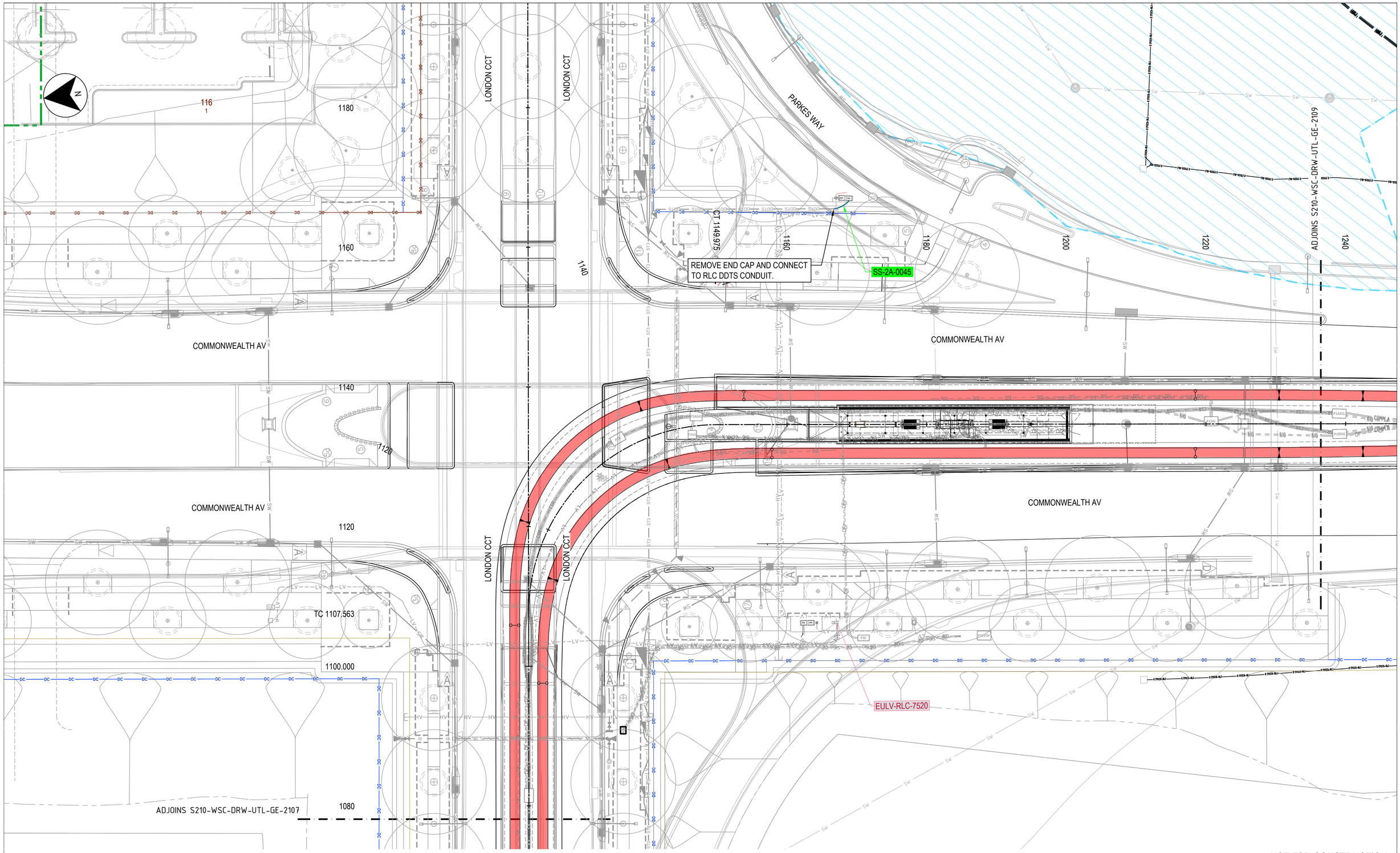

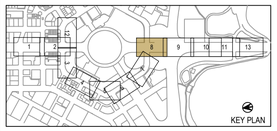

2.5 0 2.5 5 7.5m

1 : 250 FULL SIZE A1

DRAWING COLOUR CODED - PRINT ALL COPIES IN COLOUR

NOT FOR CONSTRUCTION

AMD	DESCRIPTION	DESIGNER SIGN./DATE	VERIFIED SIGN./DATE	APPROVED SIGN./DATE
F	APPROVALS ISSUE	SY 10.02.23	JB 10.02.23	PG 10.02.23
E	APPROVALS ISSUE	SY 16.12.22	JB 16.12.22	PG 16.12.22
D	COORDINATION SET - WORK IN PROGRESS	SY 04.11.22	JB 04.11.22	PG 04.11.22
C	PSP DESIGN ISSUE	SY 14.04.22	TK 14.04.22	TK 14.04.22
B	DRAFT PSP ISSUE	SY 02.03.22	TK 02.03.22	TK 02.03.22

CO-ORDINATE SYSTEM: STROMLO | HEIGHT DATUM: AHD | SCALE: AS SHOWN

ACT Government
Major Projects Canberra

This drawing is confidential and shall only be used for the purpose of this project.
The signing of this title block confirms the design and drafting of this project have been prepared and checked in accordance with the Canberra Light Rail Stage 2 Design Management Plan.

Warren Smith Consulting Engineers

WARREN SMITH CONSULTING ENGINEERS
SYNC | TRI |
NSW: 9/233 Castlereagh St, Sydney 2000 NSW, Australia. PH +61 (2) 9299 1193
VIC: Suite 7.03, 365 Little Collins St Melbourne 3000 VIC Australia. PH +61 (3) 8648 9942
wsg@warrensmith.com.au
www.warrensmith.com.au
ACN 072 972 085 ABN 36 300 430 126
Hydraulic Fire Civil Utilities Infrastructure

DRAWN E. BERRY
DESIGNED S. YENIKAPATI
DRG CHECK J. BLAINE
DESIGN CHECK J. BLAINE
APPROVED P. GOVENDER

CANBERRA LIGHT RAIL 2A

UTILITIES AND COMMUNICATIONS

PACKAGE 15.00 - PROPOSED UTILITIES PLAN

SHEET 8

DESIGN LOT No: S210-STAGE2A | SHEET: 12 OF 37 | A1

STATUS: APPROVALS ISSUE | ©

DRG No. S210-WSC-DRW-UTL-GE-2108 | F

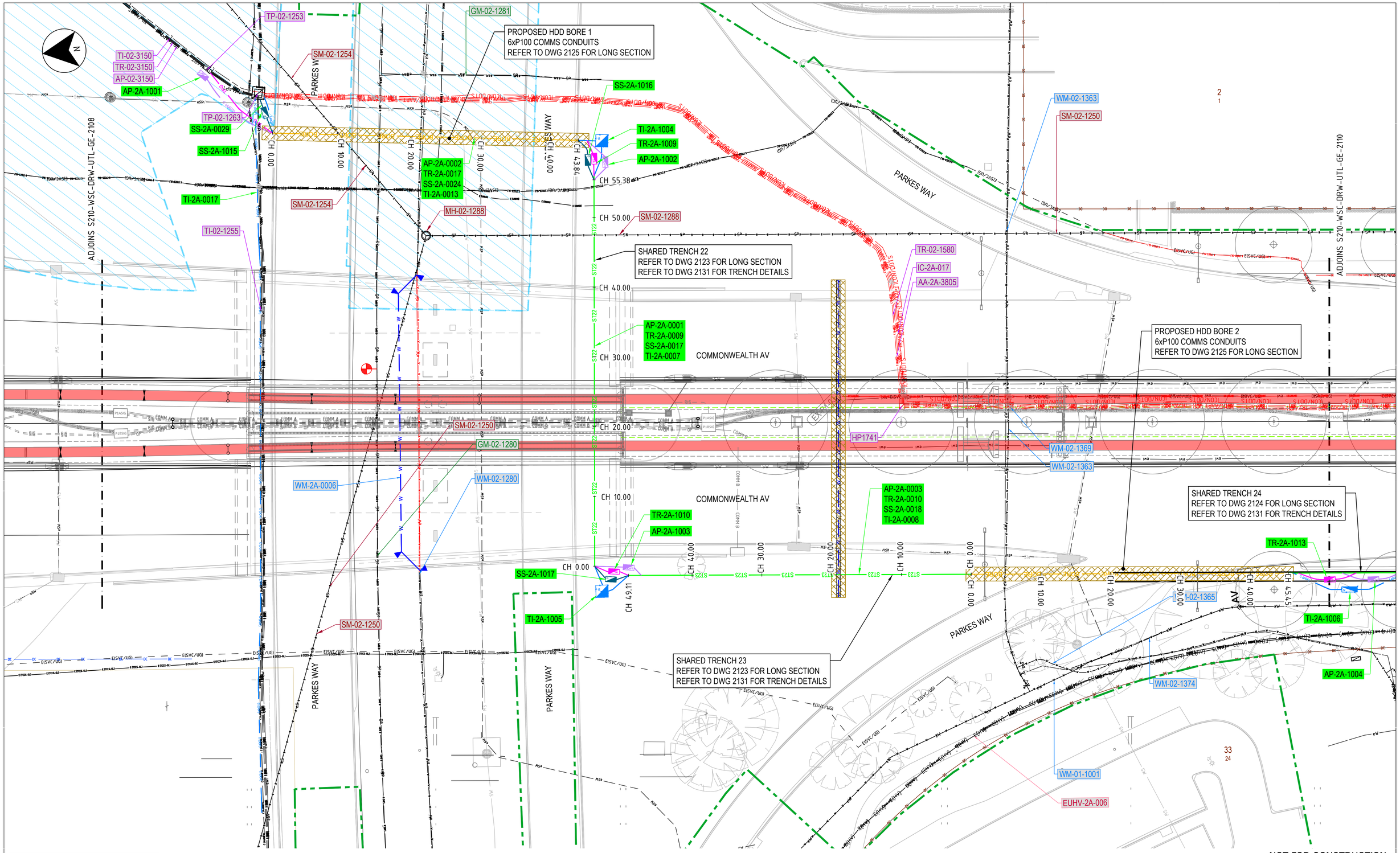

NOT FOR CONSTRUCTION

DRAWING COLOUR CODED - PRINT ALL COPIES IN COLOUR

AMD	DESCRIPTION	DESIGNER SIGN./DATE	VERIFIED SIGN./DATE	APPROVED SIGN./DATE
F	APPROVALS ISSUE	SY 10.02.23	JB 10.02.23	PG 10.02.23
E	APPROVALS ISSUE	SY 16.12.22	JB 16.12.22	PG 16.12.22
D	COORDINATION SET - WORK IN PROGRESS	SY 04.11.22	JB 04.11.22	PG 04.11.22
C	PSP DESIGN ISSUE	SY 14.04.22	TK 14.04.22	TK 14.04.22
B	DRAFT PSP ISSUE	SY 02.03.22	TK 02.03.22	TK 02.03.22

CO-ORDINATE SYSTEM: STROMLO | HEIGHT DATUM: AHD | SCALE: AS SHOWN

ACT Government
Major Projects Canberra

This drawing is confidential and shall only be used for the purpose of this project.
The signing of this title block confirms the design and drafting of this project have been prepared and checked in accordance with the Canberra Light Rail Stage 2 Design Management Plan.

Warren Smith Drawing Engineers
WARREN SMITH CONSULTING ENGINEERS SINCE 1981.
NSW: N/229 Castlereagh St, Sydney 2000 NSW, Australia. PH: +61 (2) 9299 1302
VIC: Suite 7.03, 366 Little Collins St Melbourne 3000 VIC Australia. PH: +61 (3) 8648 4842
wsp@warrensmith.com.au
www.warrensmith.com.au
ACN 002 957 086 ABN 36 300 430 126
Hydraulic Fire Civil Utilities Infrastructure

DRAWN	E. BERRY
DESIGNED	S. YENIKAPATI
DRG CHECK	J. BLAINE
DESIGN CHECK	J. BLAINE
APPROVED	P. GOVENDER

CANBERRA LIGHT RAIL 2A

UTILITIES AND COMMUNICATIONS

PACKAGE 15.00 - PROPOSED UTILITIES PLAN

SHEET 9

DESIGN LOT No: S210-STAGE2A | SHEET: 13 OF 37 | A1

STATUS: APPROVALS ISSUE | ©

DRG No. S210-WSC-DRW-UTL-GE-2109 | F

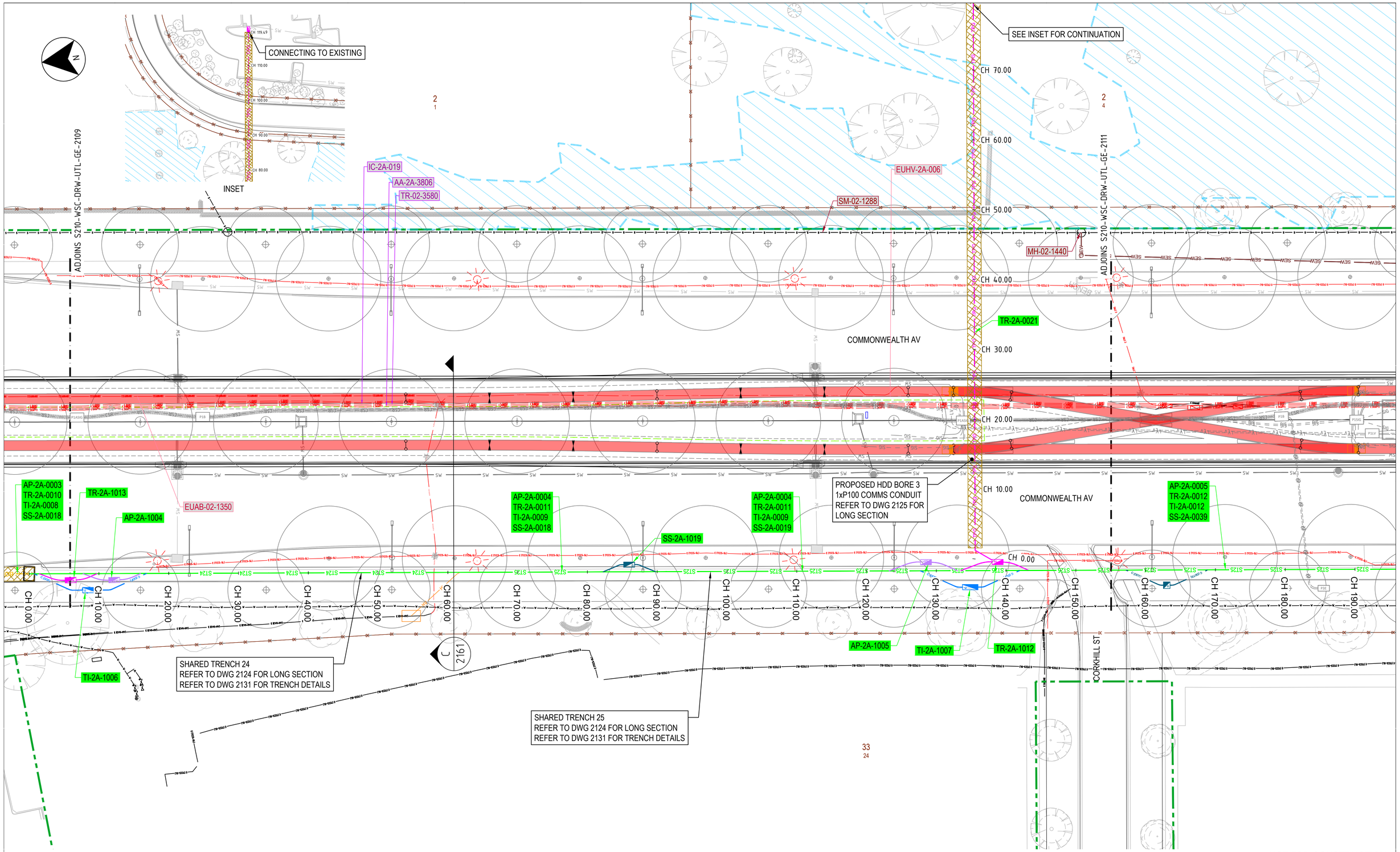

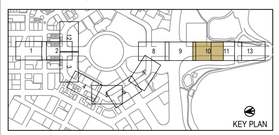

2.5 0 2.5 5 7.5m

1 : 250 FULL SIZE A1

DRAWING COLOUR CODED - PRINT ALL COPIES IN COLOUR

NOT FOR CONSTRUCTION

AMD	DESCRIPTION	DESIGNER SIGN./DATE	VERIFIED SIGN./DATE	APPROVED SIGN./DATE
F	APPROVALS ISSUE	SY 10.02.23	JB 10.02.23	PG 10.02.23
E	APPROVALS ISSUE	SY 16.12.22	JB 16.12.22	PG 16.12.22
D	COORDINATION SET - WORK IN PROGRESS	SY 04.11.22	JB 04.11.22	PG 04.11.22
C	PSP DESIGN ISSUE	SY 14.04.22	TK 14.04.22	TK 14.04.22
B	DRAFT PSP ISSUE	SY 02.03.22	TK 02.03.22	TK 02.03.22

CO-ORDINATE SYSTEM: STROMLO | HEIGHT DATUM: AHD | SCALE: AS SHOWN

ACT Government Major Projects Canberra

This drawing is confidential and shall only be used for the purpose of this project.
The signing of this title block confirms the design and drafting of this project have been prepared and checked in accordance with the Canberra Light Rail Stage 2 Design Management Plan.

WARREN SMITH CONSULTING ENGINEERS SINCE 1961.
NSW: 6/233 Castlereagh St, Sydney 2000 NSW, Australia. PH +61 (2) 9296 3362
VIC: Suite 7.03, 360 Little Collins St Melbourne 3000 VIC Australia. PH +61 (3) 8649 9942
wsp@warrensmith.com.au
www.warrensmith.com.au
ACN 002 957 088 ABN 36 300 430 126
Hydraulic Fire Civil Utilities Infrastructure

DRAWN E. BERRY
DESIGNED S. YENIKAPATI
DRG CHECK J. BLAINE
DESIGN CHECK J. BLAINE
APPROVED P. GOVENDER

CANBERRA LIGHT RAIL 2A

UTILITIES AND COMMUNICATIONS

PACKAGE 15.00 - PROPOSED UTILITIES PLAN

SHEET 10

DESIGN LOT No: S210-STAGE2A | SHEET: 14 OF 37 | A1

STATUS: APPROVALS ISSUE | ©

DRG No. S210-WSC-DRW-UTL-GE-2110 | F

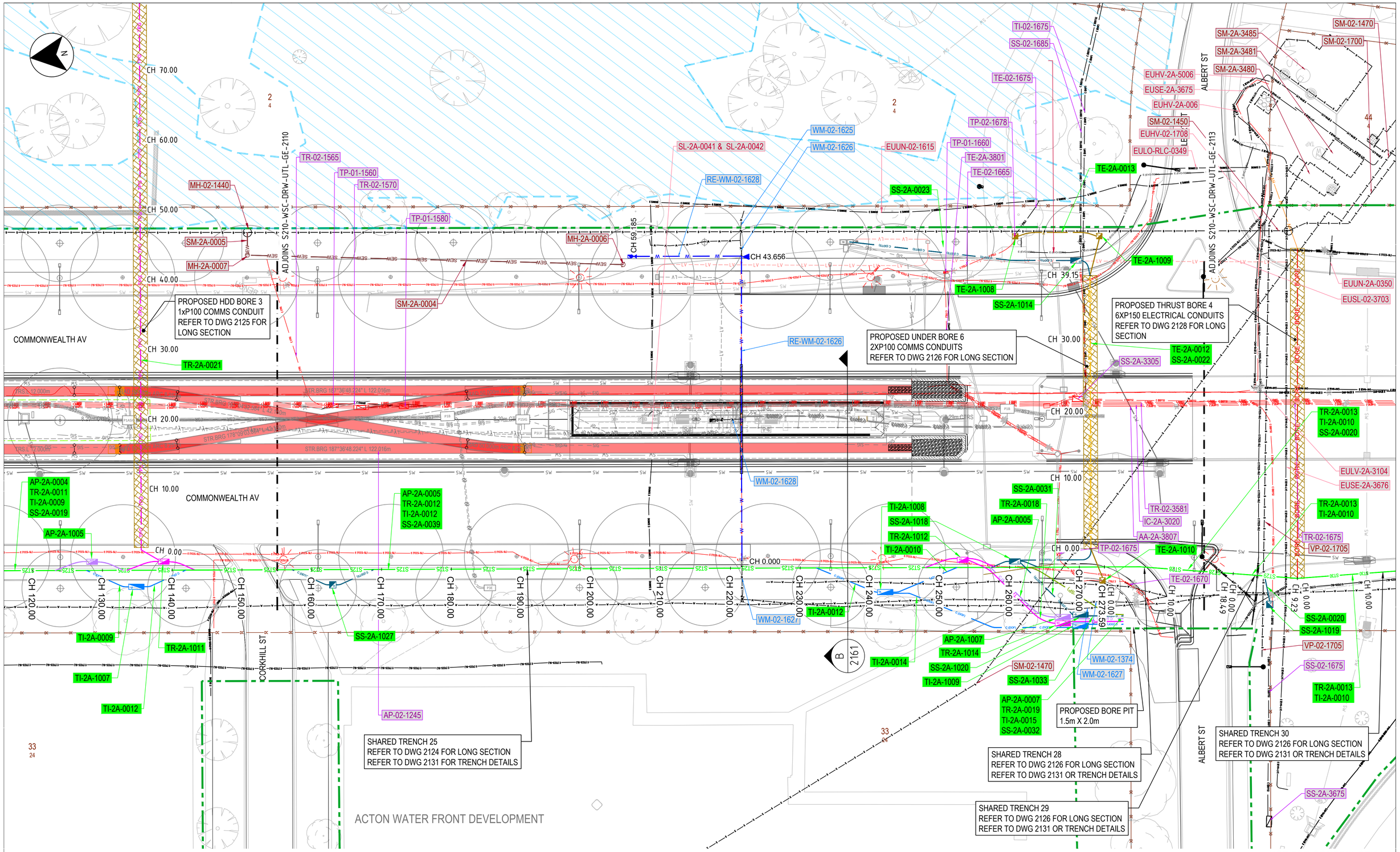

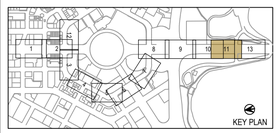

2.5 0 2.5 5 7.5m

1 : 250 FULL SIZE A1

DRAWING COLOUR CODED - PRINT ALL COPIES IN COLOUR

AMD	DESCRIPTION	DESIGNER SIGN./DATE	VERIFIED SIGN./DATE	APPROVED SIGN./DATE
F	APPROVALS ISSUE	SY 10.02.23	JB 10.02.23	PG 10.02.23
E	APPROVALS ISSUE	SY 16.12.22	JB 16.12.22	PG 16.12.22
D	COORDINATION SET - WORK IN PROGRESS	SY 04.11.22	JB 04.11.22	PG 04.11.22
C	PSP DESIGN ISSUE	SY 14.04.22	TK 14.04.22	TK 14.04.22
B	DRAFT PSP ISSUE	SY 02.03.22	TK 02.03.22	TK 02.03.22

CO-ORDINATE SYSTEM: STROMLO | HEIGHT DATUM: AHD | SCALE: AS SHOWN

ACT Government
Major Projects Canberra

This drawing is confidential and shall only be used for the purpose of this project.
The signing of this title block confirms the design and drafting of this project have been prepared and checked in accordance with the Canberra Light Rail Stage 2 Design Management Plan.

Warren Smith Consulting Engineers
WARREN SMITH CONSULTING ENGINEERS
SINCE 1981.
NSW: N/219 Castlereagh St, Sydney 2000 NSW, Australia | PH: +61 (2) 9290 1332
VIC: Suite 7.03,366 Little Collins St Melbourne 3000 VIC Australia | PH: +61 (3) 8648 9942
wsp@warrensmith.com.au
www.warrensmith.com.au
ACN 002 957 088 ABN 36 300 430 126
Hydraulic Fire Civil Utilities Infrastructure
WGCC

DRAWN: E. BERRY
DESIGNED: S. YENIKAPATI
DRG CHECK: J. BLAINE
DESIGN CHECK: J. BLAINE
APPROVED: P. GOVENDER

CANBERRA LIGHT RAIL 2A

UTILITIES AND COMMUNICATIONS

PACKAGE 15.00 - PROPOSED UTILITIES PLAN

SHEET 11

DESIGN LOT No: S210-STAGE2A | SHEET: 15 OF 37 | A1

STATUS: APPROVALS ISSUE | ©

DRG No. S210-WSC-DRW-UTL-GE-2111 | F

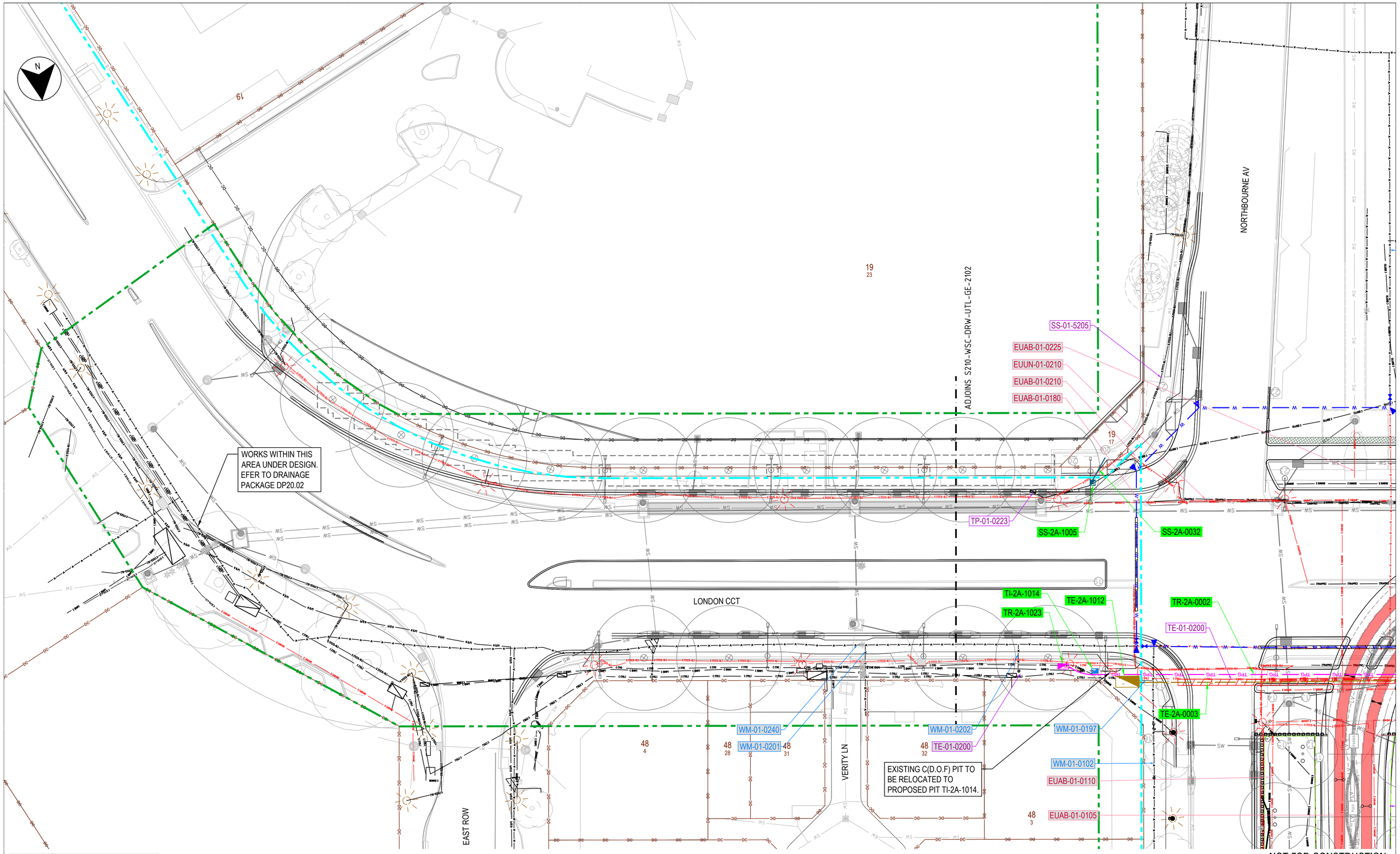

NOT FOR CONSTRUCTION

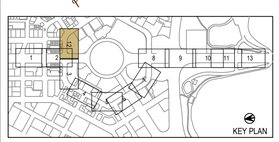

2.5 0 2.5 5 7.5m

1 : 250 FULL SIZE A1

DRAWING COLOUR CODED - PRINT ALL COPIES IN COLOUR

AMD	DESCRIPTION	DESIGNER SIGN./DATE	VERIFIED SIGN./DATE	APPROVED SIGN./DATE
F	APPROVALS ISSUE	SY 10.02.23	JB 10.02.23	PG 10.02.23
E	APPROVALS ISSUE	SY 16.12.22	JB 16.12.22	PG 16.12.22
D	COORDINATION SET - WORK IN PROGRESS	SY 04.11.22	JB 04.11.22	PG 04.11.22
C	PSP DESIGN ISSUE	SY 14.04.22	TK 14.04.22	TK 14.04.22
B	DRAFT PSP ISSUE	SY 02.03.22	TK 02.03.22	TK 02.03.22

CO-ORDINATE SYSTEM: STROMLO | HEIGHT DATUM: AHD | SCALE: AS SHOWN

ACT Government
Major Projects Canberra

This drawing is confidential and shall only be used for the purpose of this project.
The signing of this title block confirms the design and drafting of this project have been prepared and checked in accordance with the Canberra Light Rail Stage 2 Design Management Plan.

Warren Smith Drawing Engineers
WARREN SMITH CONSULTING ENGINEERS
SINCE 1961
NSW: 5/233 Castlereagh St, Sydney 2000 NSW Australia
VIC: Suite 7.03,366 Little Collins St Melbourne 3000 VIC Australia
PH +61 (2) 9299 5353 | PH +61 (3) 8648 9942
wsp@warrensmith.com.au
www.warrensmith.com.au
ACN 002 957 088 ABN 36 300 439 126
Hydraulic Fire Civil Utilities Infrastructure

DRAWN E. BERRY
DESIGNED S. YENIKAPATI
DRG CHECK J. BLAINE
DESIGN CHECK J. BLAINE
APPROVED P. GOVENDER

CANBERRA LIGHT RAIL 2A

UTILITIES AND COMMUNICATIONS

PACKAGE 15.00 - PROPOSED UTILITIES PLAN

SHEET 12

DESIGN LOT No: S210-STAGE2A | SHEET: 16 OF 37 | A1

STATUS: APPROVALS ISSUE ©

DRG No. S210-WSC-DRW-UTL-GE-2112 | F

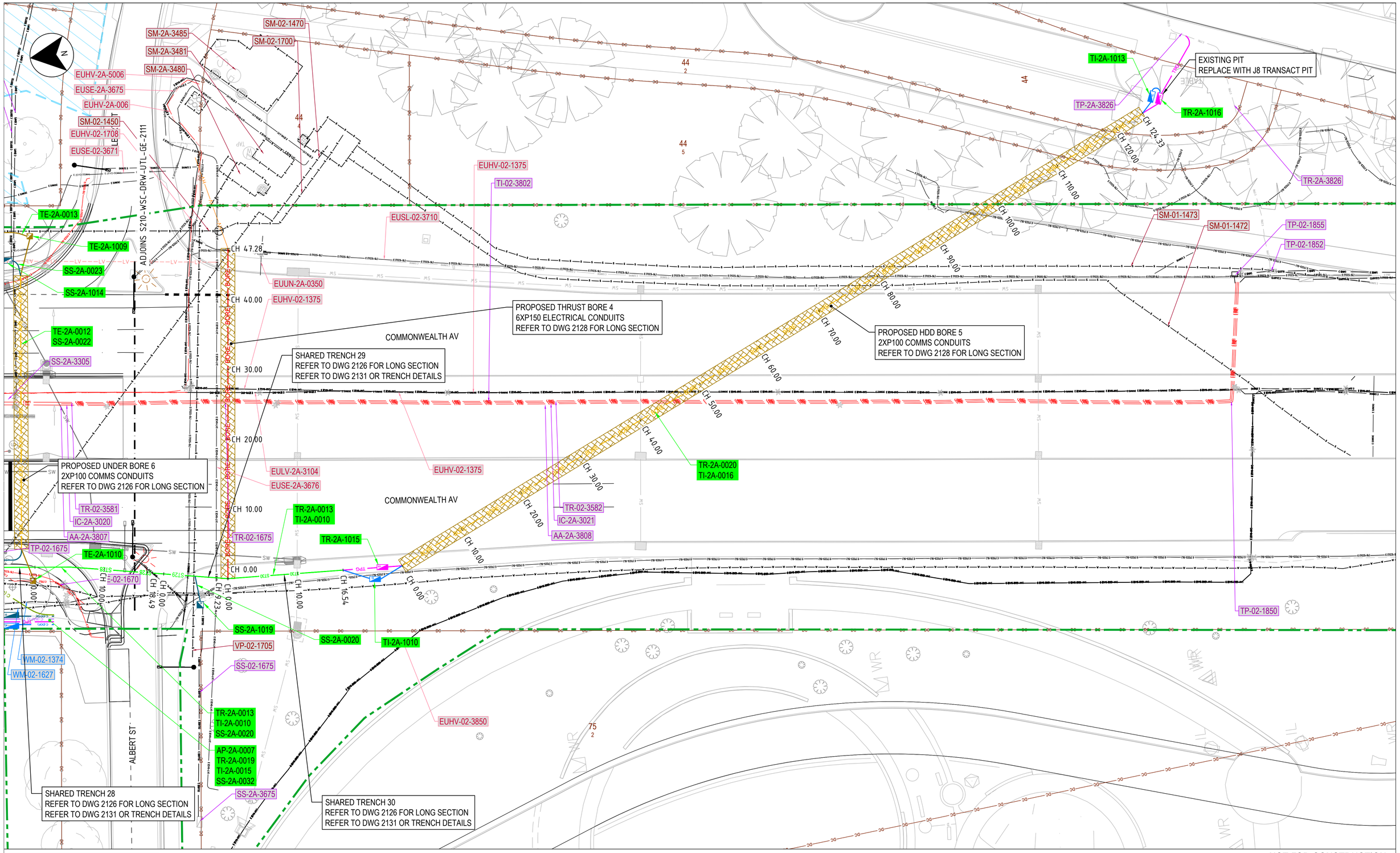

NOT FOR CONSTRUCTION

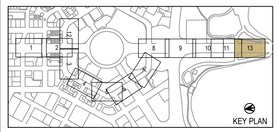

2.5 0 2.5 5 7.5m

1 : 250 FULL SIZE A1

DRAWING COLOUR CODED - PRINT ALL COPIES IN COLOUR

AMD	DESCRIPTION	DESIGNER SIGN./DATE	VERIFIED SIGN./DATE	APPROVED SIGN./DATE
B	APPROVALS ISSUE	SY 10.02.23	JB 10.02.23	PG 10.02.23
A	APPROVALS ISSUE	SY 16.12.22	JB 16.12.22	PG 16.12.22

CO-ORDINATE SYSTEM: STROMLO | HEIGHT DATUM: AHD | SCALE: AS SHOWN

ACT Government Major Projects Canberra

This drawing is confidential and shall only be used for the purpose of this project.
The signing of this title block confirms the design and drafting of this project have been prepared and checked in accordance with the Canberra Light Rail Stage 2 Design Management Plan.

Warren Smith Consulting Engineers
WARREN SMITH CONSULTING ENGINEERS SINCE 1961
NSW: N/123 Castlereagh St, Sydney 2000 NSW, Australia, PH: +61 (2) 9290 3362
VIC: Suite 1 F.03, 360 Little Collins St Melbourne 3000 VIC Australia, PH: +61 (3) 8648 9942
wsp@warrensmith.com.au
www.warrensmith.com.au
ACN 002 997 088 ABN 36 300 430 126
Hydraulic Fire Civil Utilities Infrastructure

DRAWN E. BERRY
DESIGNED S. YENIKAPATI
DRG CHECK J. BLAINE
DESIGN CHECK J. BLAINE
APPROVED P. GOVENDER

CANBERRA LIGHT RAIL 2A

UTILITIES AND COMMUNICATIONS

PACKAGE 15.00 - PROPOSED UTILITIES PLAN

SHEET 13

DESIGN LOT No: S210-STAGE2A | SHEET: 17 OF 37 | A1

STATUS: APPROVALS ISSUE | ©

DRG No. S210-WSC-DRW-UTL-GE-2113 | B

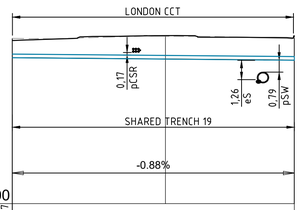

DATUM 555.00

NORTHING	603848.657		
EASTING	210469.325		
DESIGN SURFACE	565.648	565.963	565.950
EXISTING SURFACE	565.648	565.963	565.950
INVERT LEVEL	564.531	564.443	564.369
DEPTH TO INVERT (m)	1.117	1.520	1.582
CHAINAGE (m)	0.000	10.000	18.414

LONGITUDINAL SECTION SHARED TRENCH 19
HORIZONTAL SCALE 1:200
VERTICAL SCALE 1:200

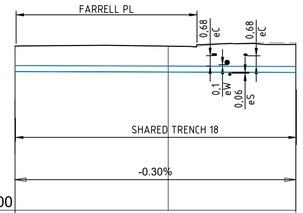

DATUM 555.00

NORTHING	603863.117		
EASTING	210453.110		
DESIGN SURFACE	565.708	565.712	565.825
EXISTING SURFACE	565.740	565.717	565.922
INVERT LEVEL	564.057	564.027	564.002
DEPTH TO INVERT (m)	1.651	1.684	1.822
CHAINAGE (m)	0.000	10.000	18.329

LONGITUDINAL SECTION SHARED TRENCH 18
HORIZONTAL SCALE 1:200
VERTICAL SCALE 1:200

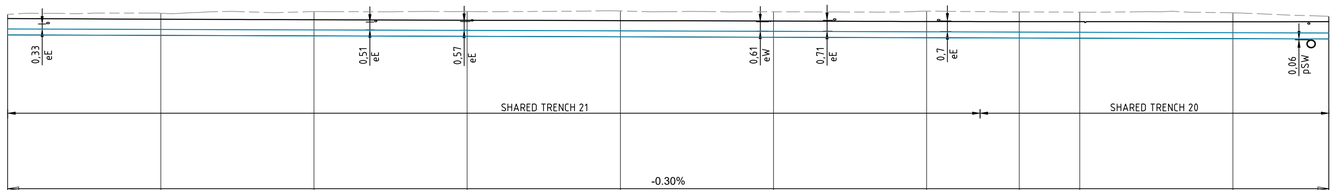

DATUM 555.00

NORTHING	604164.955									604399.471			
EASTING	210791941									210783.318			
DESIGN SURFACE	568.107	568.066	568.031	567.998	567.973	567.942	567.914	567.908	567.905		567.897	567.902	
EXISTING SURFACE	568.382	568.456	568.563	568.571	568.604	568.550	568.591	568.542	568.524		568.486	568.254	
INVERT LEVEL	567.039	567.009	566.978	566.948	566.918	566.887	566.857	566.839	566.827		566.796	566.777	
DEPTH TO INVERT (m)	1.068	1.057	1.052	1.050	1.056	1.055	1.057	1.070	1.078		1.101	1.125	
CHAINAGE (m)	0.000	10.000	20.000	30.000	40.000	50.000	60.000	66.050	70.000		80.000	86.263	

LONGITUDINAL SECTION SHARED TRENCH 20 & 21
HORIZONTAL SCALE 1:200
VERTICAL SCALE 1:200

NOT FOR CONSTRUCTION

AMD	DESCRIPTION	DESIGNER SIGN./DATE	VERIFIED SIGN./DATE	APPROVED SIGN./DATE
C	APPROVALS ISSUE	SY 10.02.23	JB 10.02.23	PG 10.02.23
B	APPROVALS ISSUE	SY 16.12.22	JB 16.12.22	PG 16.12.22
A	COORDINATION SET - WORK IN PROGRESS	SY 04.11.22	JB 04.11.22	PG 04.11.22

CO-ORDINATION SYSTEM: STROMLO | HEIGHT DATUM: AHD | SCALE: AS SHOWN

ACT Government
Major Projects Canberra

This drawing is confidential and shall only be used for the purpose of this project.
The signing of this title block confirms the design and drafting of this project have been prepared and checked in accordance with the Canberra Light Rail Stage 2 quality assurance system to ISO 9001;2015

Warren Smith & Partners
Warren Smith & Partners Pty Ltd
Level 6, 233 Castlereagh Street, Sydney 2000 NSW Australia
02 9799 1312 wsp@wspwsmith.com.au
www.warrensmith.com.au ABN 36 300 430 126
Consulting Engineers
Hydraulic Fire Civil Utilities Infrastructure
SERVING THE CONSTRUCTION INDUSTRY SINCE 1951.

DRAWN E. BERRY
DESIGNED S. YENIKAPATI
DRG CHECK J. BLAINE
DESIGN CHECK J. BLAINE
APPROVED P. GOVENDER

CANBERRA LIGHT RAIL 2A
UTILITIES AND COMMUNICATIONS
PACKAGE 15.00 - PROPOSED UTILITIES
LONG SECTION
SHEET 1

DESIGN LOT No: S210-STAGE2A | SHEET: 18 OF 37 | A1
STATUS: APPROVALS ISSUE | ©
DRG No. S210-WSC-DRW-UTL-GE-2121 | EDMS No. | C

DRAWING COLOUR CODED - PRINT ALL COPIES IN COLOUR

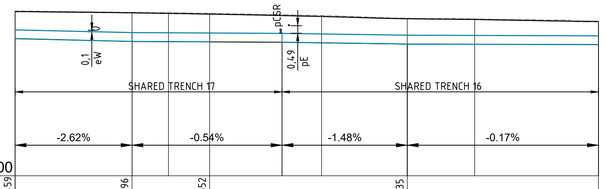

DATUM 555.00

NORTHING	603838.459	603831.496	603826.652	603813.935						
EASTING	210438.236	210435.122	210433.641	210431.441						
DESIGN SURFACE	565.723	565.641	565.603	565.560	565.460	565.406	565.255	565.206	565.078	
EXISTING SURFACE	565.760	565.670	565.646	565.615	565.523	565.471	565.288	565.240	565.045	
INVERT LEVEL	563.965	563.768	563.753	563.739	563.713	563.675	563.592	563.585	563.571	
DEPTH TO INVERT (m)	1.758	1.875	1.851	1.821	1.747	1.731	1.662	1.621	1.507	
CHAINAGE (m)	0.000	7.627	10.000	12.693	17.419	20.000	25.599	30.000	38.075	

LONGITUDINAL SECTION SHARED TRENCH 16 & 17
HORIZONTAL SCALE 1:200
VERTICAL SCALE 1:200

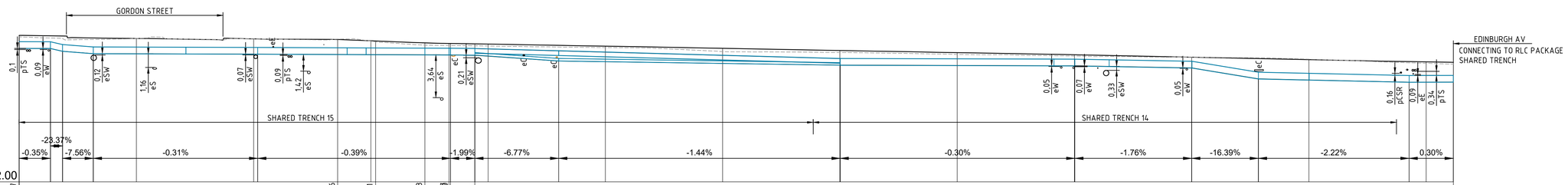

DATUM 552.00

NORTHING	603778.207	603757.496	603749.031	603742.983	603743.338	603741.109																						
EASTING	210432.194	210458.823	210440.703	210431.678	210448.972	210443.478																						
DESIGN SURFACE	564.462	564.424	564.409	564.243	564.199	564.165	564.158	564.114	564.050	564.000	563.984	563.822	563.793	563.775	563.773	563.759	563.743	563.724	563.616	563.541	563.359	563.176	563.176	562.993	562.815	562.815	562.607	562.607	562.489	562.399	562.230	562.206	562.167	562.167
EXISTING SURFACE	564.341	564.235	564.199	564.114	564.203	564.167	564.162	564.143	564.145	563.972	563.913	563.633	563.612	563.601	563.600	563.589	563.576	563.559	563.475	563.429	563.078	563.008	563.007	562.847	562.708	562.707	562.609	562.609	562.552	562.437	562.135	562.091	562.018	562.017
INVERT LEVEL	563.360	563.351	563.111	562.912	562.900	562.869	562.868	562.841	562.835	562.830	562.829	562.812	562.808	562.804	562.804	562.783	562.762	562.686	562.278	562.221	562.078	561.934	561.934	561.904	561.873	561.873	561.697	561.697	560.765	560.670	560.481	560.485	560.492	
DEPTH TO INVERT (m)	1.102	1.073	1.298	1.331	1.299	1.296	1.290	1.273	1.215	1.170	1.155	1.009	0.985	0.971	0.970	0.976	0.980	1.038	1.338	1.320	1.281	1.242	1.242	1.090	0.942	0.941	0.910	0.910	1.724	1.729	1.749	1.721	1.675	
CHAINAGE (m)	0.000	2.675	3.702	6.332	10.000	20.000	20.349	27.166	28.785	30.000	30.404	34.603	35.635	36.666	36.787	37.828	38.869	40.000	46.023	50.000	60.000	70.000	70.020	80.000	90.000	90.040	100.000	100.003	105.688	110.000	118.542	120.000	122.312	122.319

LONGITUDINAL SECTION SHARED TRENCH 14 & 15
HORIZONTAL SCALE 1:200
VERTICAL SCALE 1:200

NOT FOR CONSTRUCTION

DRAWING COLOUR CODED - PRINT ALL COPIES IN COLOUR

AMD	DESCRIPTION	DESIGNER SIGN./DATE	VERIFIED SIGN./DATE	APPROVED SIGN./DATE
C	APPROVALS ISSUE	SY 10.02.23	JB 10.02.23	PG 10.02.23
B	APPROVALS ISSUE	SY 16.12.22	JB 16.12.22	PG 16.12.22
A	COORDINATION SET - WORK IN PROGRESS	SY 04.11.22	JB 04.11.22	PG 04.11.22

CO-ORDINATE SYSTEM: STROMLO | HEIGHT DATUM: AHD | SCALE: AS SHOWN

ACT Government
Major Projects Canberra

This drawing is confidential and shall only be used for the purpose of this project.
The signing of this title block confirms the design and drafting of this project have been prepared and checked in accordance with the Canberra Light Rail Stage 2 quality assurance system to ISO 9001;2015

Warren Smith & Partners Pty Ltd
Level 5, 233 Castlereagh Street, Sydney 2000 NSW Australia
02 9769 1312 wsp@warrensmith.com.au
www.warrensmith.com.au ABN 36 305 430 126
Consulting Engineers
Hydraulic Fire Civil Utilities Infrastructure
SERVING THE CONSTRUCTION INDUSTRY SINCE 1961.

DRAWN E. BERRY
DESIGNED S. YENIKAPATI
DRG CHECK J. BLAINE
DESIGN CHECK J. BLAINE
APPROVED P. GOVENDER

CANBERRA LIGHT RAIL 2A

UTILITIES AND COMMUNICATIONS
PACKAGE 15.00 - PROPOSED UTILITIES
LONG SECTION
SHEET 2

DESIGN LOT No: S210-STAGE2A | SHEET: 19 OF 37 | A1
STATUS: APPROVALS ISSUE | ©
DRG No. S210-WSC-DRW-UTL-GE-2122 | EDMS No. | C

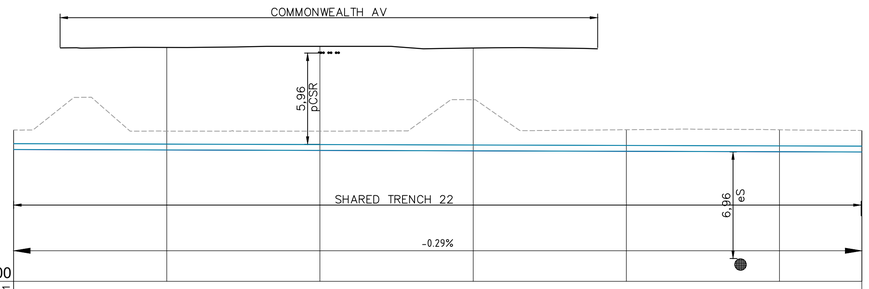

DATUM 550.00

NORTHING	603330.171							
EASTING	210669.123							
DESIGN SURFACE		565.266	565.337	565.231				
EXISTING SURFACE		559.806	559.800	561.850	559.892	559.893		
INVERT LEVEL	558.599	558.571	558.542	558.513	558.485	558.456	558.441	
DEPTH TO INVERT (m)	1.281	1.235	1.258	3.337	1.408	1.437	1.407	
CHAINAGE (m)	0.000	10.000	20.000	30.000	40.000	50.000	55.377	

LONGITUDINAL SECTION SHARED TRENCH 22
HORIZONTAL SCALE 1:200
VERTICAL SCALE 1:200

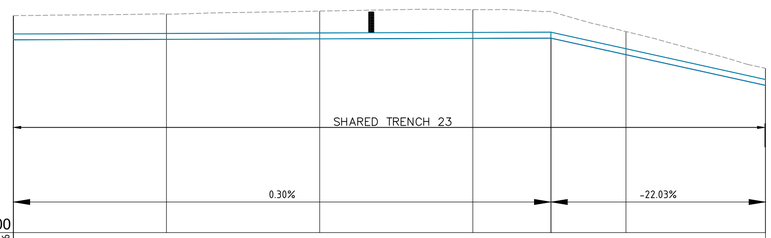

DATUM 550.00

NORTHING	603276.856						
EASTING	210660.745						
DESIGN SURFACE							
EXISTING SURFACE	564.168	564.267	564.461	564.554	564.433	563.127	560.727
INVERT LEVEL	562.592	562.621	562.651	562.680	562.695	561.615	559.610
DEPTH TO INVERT (m)	1.576	1.646	1.811	1.874	1.737	1.511	1.117
CHAINAGE (m)	0.000	10.000	20.000	30.000	35.098	40.000	49.107

LONGITUDINAL SECTION SHARED TRENCH 23
HORIZONTAL SCALE 1:200
VERTICAL SCALE 1:200

NOT FOR CONSTRUCTION

AMD	DESCRIPTION	DESIGNER SIGN./DATE	VERIFIED SIGN./DATE	APPROVED SIGN./DATE
C	APPROVALS ISSUE	SY 10.02.23	JB 10.02.23	PG 10.02.23
B	APPROVALS ISSUE	SY 16.12.22	JB 16.12.22	PG 16.12.22
A	COORDINATION SET - WORK IN PROGRESS	SY 04.11.22	JB 04.11.22	PG 04.11.22

CO-ORDINATE SYSTEM: STROMLO | HEIGHT DATUM: AHD | SCALE: AS SHOWN

ACT Government
Major Projects Canberra

This drawing is confidential and shall only be used for the purpose of this project.
The signing of this title block confirms the design and drafting of this project have been prepared and checked in accordance with the Canberra Light Rail Stage 2 quality assurance system to ISO 9001;2015

Warren Smith & Partners Pty Ltd
Level 9, 233 Castlereagh Street, Sydney 2000 NSW Australia
DT 9199 1312 wsp@warrensmith.com.au
www.warrensmith.com.au ABN 36 305 430 136
Consulting Engineers
Hydraulic Fire Civil Utilities Infrastructure
SERVING THE CONSTRUCTION INDUSTRY SINCE 1961.

DRAWN E. BERRY
DESIGNED S. YENIKAPATI
DRG CHECK J. BLAINE
DESIGN CHECK J. BLAINE
APPROVED P. GOVENDER

CANBERRA LIGHT RAIL 2A
UTILITIES AND COMMUNICATIONS
PACKAGE 15.00 - PROPOSED UTILITIES
LONG SECTION
SHEET 3

DESIGN LOT No: S210-STAGE2A | SHEET: 20 OF 37 | A1
STATUS: APPROVALS ISSUE | ©
DRG No. S210-WSC-DRW-UTL-GE-2123 | EDMS No. | C

DRAWING COLOUR CODED - PRINT ALL COPIES IN COLOUR

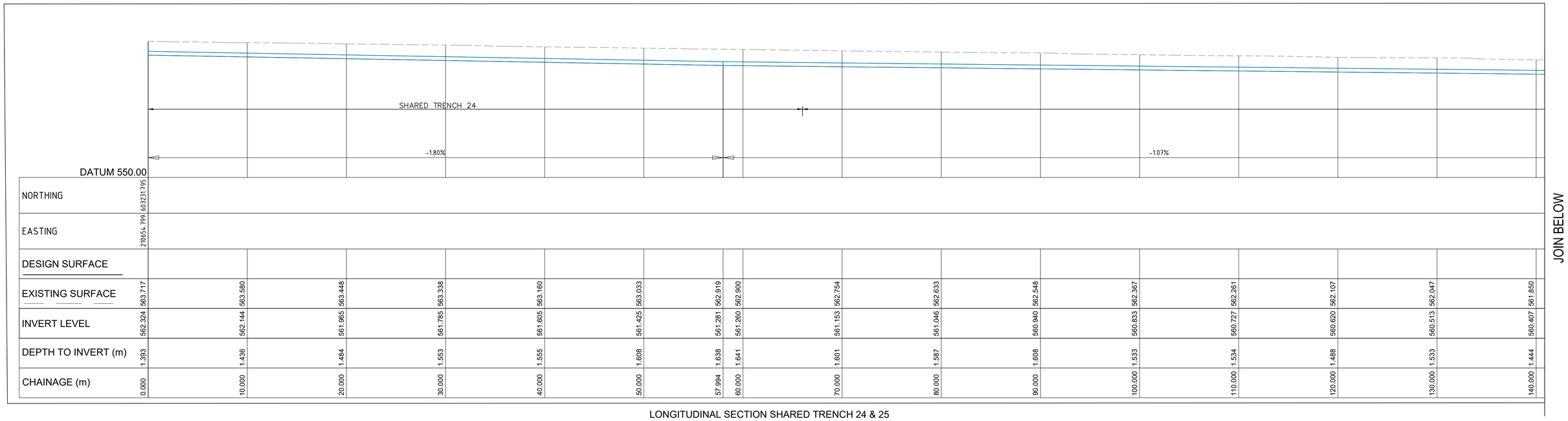

DATUM 550.00

NORTHING	603231.795																					
EASTING	210654.799																					
DESIGN SURFACE																						
EXISTING SURFACE	563.717	563.580	563.448	563.338	563.160	563.033	562.919	562.900	562.754	562.633	562.548	562.367	562.261	562.107	562.047	561.850						
INVERT LEVEL	562.324	562.144	561.965	561.785	561.605	561.425	561.281	561.260	561.153	561.046	560.940	560.833	560.727	560.620	560.513	560.407						
DEPTH TO INVERT (m)	1.393	1.436	1.484	1.553	1.555	1.608	1.638	1.641	1.601	1.587	1.608	1.533	1.534	1.488	1.533	1.444						
CHAINAGE (m)	0.000	10.000	20.000	30.000	40.000	50.000	57.994	60.000	70.000	80.000	90.000	100.000	110.000	120.000	130.000	140.000						

LONGITUDINAL SECTION SHARED TRENCH 24 & 25
HORIZONTAL SCALE 1:200
VERTICAL SCALE 1:200

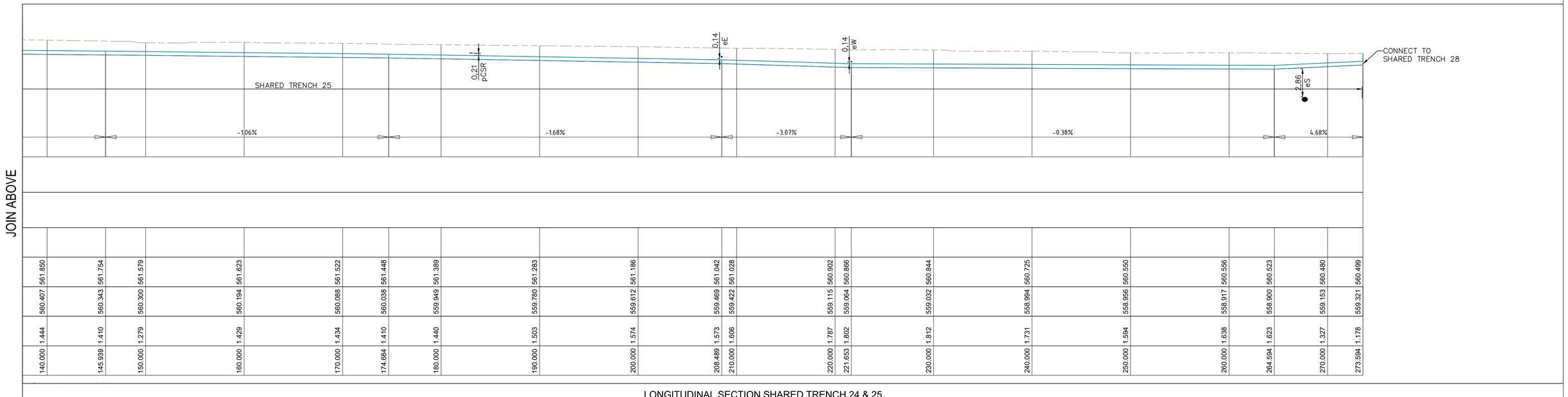

NORTHING	561.850	561.754	561.579	561.623	561.522	561.448	561.389	561.283	561.186	561.042	561.028	560.902	560.866	560.844	560.725	560.550	560.556	560.523	560.480	560.499		
EASTING	560.407	560.343	560.300	560.194	560.088	560.038	559.949	559.780	559.612	559.469	559.422	559.115	559.064	559.032	558.994	558.956	558.917	558.900	559.153	559.321		
DESIGN SURFACE	1.444	1.410	1.279	1.429	1.434	1.410	1.440	1.503	1.574	1.573	1.606	1.787	1.802	1.812	1.731	1.594	1.638	1.623	1.327	1.178		
CHAINAGE (m)	140.000	145.939	150.000	160.000	170.000	174.684	180.000	190.000	200.000	208.489	210.000	220.000	221.653	230.000	240.000	250.000	260.000	264.594	270.000	273.594		

LONGITUDINAL SECTION SHARED TRENCH 24 & 25
HORIZONTAL SCALE 1:200
VERTICAL SCALE 1:200

NOT FOR CONSTRUCTION

AMD	DESCRIPTION	DESIGNER SIGN./DATE	VERIFIED SIGN./DATE	APPROVED SIGN./DATE
C	APPROVALS ISSUE	SY 10.02.23	JB 10.02.23	PG 10.02.23
B	APPROVALS ISSUE	SY 16.12.22	JB 16.12.22	PG 16.12.22
A	COORDINATION SET - WORK IN PROGRESS	SY 04.11.22	JB 04.11.22	PG 04.11.22

CO-ORDINATE SYSTEM: STROMLO | HEIGHT DATUM: AHD | SCALE: AS SHOWN

ACT Government Major Projects Canberra

This drawing is confidential and shall only be used for the purpose of this project.
The signing of this title block confirms the design and drafting of this project have been prepared and checked in accordance with the Canberra Light Rail Stage 2 quality assurance system to ISO 9001;2015

Warren Smith & Partners
Warren Smith & Partners Pty Ltd
Level 6, 233 Castlereagh Street, Sydney 2000 NSW Australia
02 9199 1312 wsp@warrensmith.com.au
www.warrensmith.com.au ABN 36 300 430 126
Consulting Engineers
Hydraulic Fire Civil Utilities Infrastructure
SERVING THE CONSTRUCTION INDUSTRY SINCE 1961.

DRAWN E. BERRY
DESIGNED S. YENIKAPATI
DRG CHECK J. BLAINE
DESIGN CHECK J. BLAINE
APPROVED P. GOVENDER

CANBERRA LIGHT RAIL 2A
UTILITIES AND COMMUNICATIONS
PACKAGE 15.00 - PROPOSED UTILITIES
LONG SECTION
SHEET 4

DESIGN LOT No: S210-STAGE2A | SHEET: 21 OF 37 | A1
STATUS: APPROVALS ISSUE | ©
DRG No. S210-WSC-DRW-UTL-GE-2124 | EDMS No. | C

DRAWING COLOUR CODED - PRINT ALL COPIES IN COLOUR

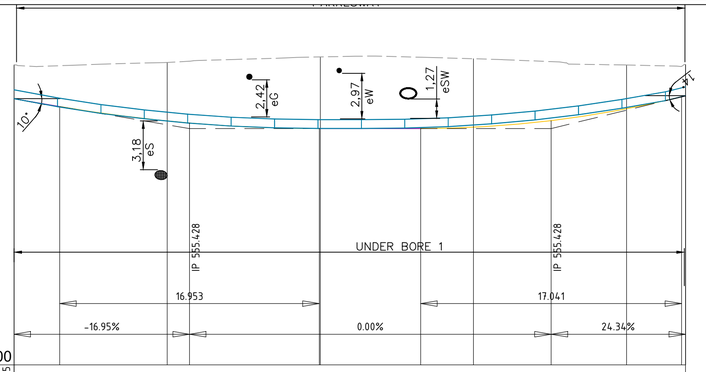

DATUM 540.00

NORTHING	603367.595													
EASTING	210736.818													
DESIGN SURFACE														
EXISTING SURFACE	559.595	559.532	559.742	559.827	560.103	560.104	560.081	559.985	559.800	559.578	559.478	559.620		
INVERT LEVEL	557.370	556.865	555.921	555.787	555.428	555.428	555.428	555.513	555.946	556.720	557.502	557.563		
DEPTH TO INVERT (m)	2.225	2.667	3.821	4.040	4.675	4.677	4.653	4.473	3.854	2.858	1.976	2.057		
CHAINAGE (m)	0.000	2.979	10.000	11.455	19.931	20.000	26.550	30.000	35.071	40.000	43.591	43.844		

LONGITUDINAL SECTION HDD BORE 1 - SECTION THROUGH PARKES WAY
HORIZONTAL SCALE 1:200
VERTICAL SCALE 1:200

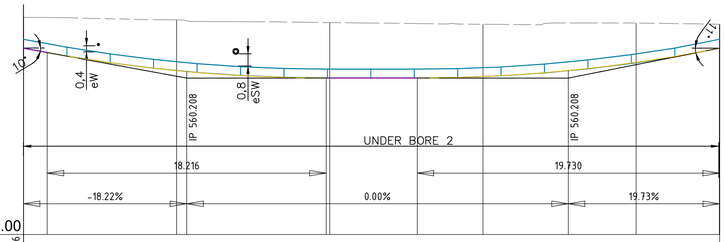

DATUM 550.00

NORTHING	603276.856													
EASTING	210660.745													
DESIGN SURFACE														
EXISTING SURFACE	564.168	564.158	564.002	563.951	563.833	563.829	563.765	563.717	563.804	563.798	563.717	563.717		
INVERT LEVEL	562.150	561.867	560.686	560.623	560.208	560.208	560.208	560.300	560.695	561.229	562.155	562.157		
DEPTH TO INVERT (m)	2.018	2.291	3.317	3.328	3.624	3.621	3.556	3.416	3.109	2.569	1.563	1.560		
CHAINAGE (m)	0.000	1.553	10.000	10.660	19.768	20.000	25.710	30.000	35.575	40.000	45.440	45.452		

LONGITUDINAL SECTION HDD BORE 2 - SECTION ALONG COMMONWEALTH AV
HORIZONTAL SCALE 1:200
VERTICAL SCALE 1:200

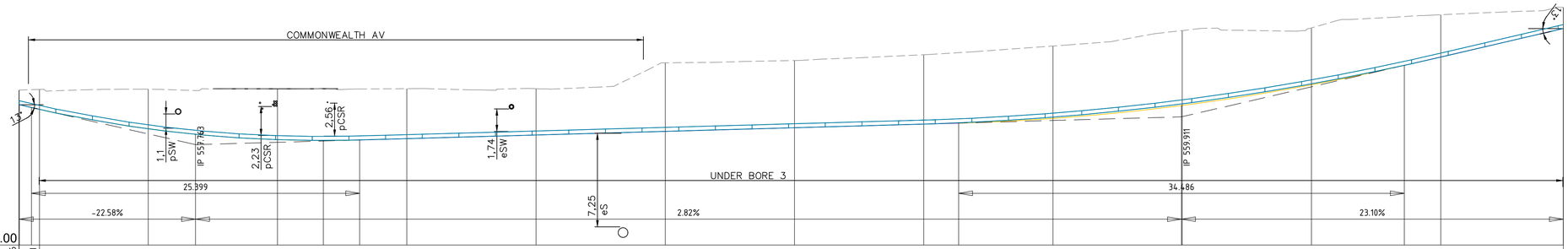

DATUM 550.00

NORTHING	603097.336	603096.961																					
EASTING	210638.753	210640.292																					
DESIGN SURFACE								562.084	562.085														
EXISTING SURFACE	561.980	561.981	562.012	562.032	562.043	561.944	562.107	562.071	562.063	562.091	562.092	564.089	564.267	564.714	564.874	565.389	566.577	566.583	566.788	567.667	567.808	568.377	
INVERT LEVEL	560.843	560.631	560.492		558.998	558.570	558.144	558.081	558.121	558.224	558.505	558.787	559.068	559.350	559.426	559.788	560.786	560.794	562.387	563.895	564.546	566.738	
DEPTH TO INVERT (m)	1.138	1.381	1.540		3.045	3.374	3.963	3.989	3.942	3.868	3.586	5.302	5.199	5.364	5.448	5.601	5.791	5.790	4.401	3.772	3.262	1.639	
CHAINAGE (m)	0.000	0.020	0.960	1.585	10.000	13.659	20.000	23.543	26.359	30.000	40.000	50.000	60.000	70.000	72.698	80.000	89.941	90.000	100.000	107.184	110.000	119.488	

LONGITUDINAL SECTION HDD BORE 3 - SECTION THROUGH COMMONWEALTH AV
HORIZONTAL SCALE 1:200
VERTICAL SCALE 1:200

NOT FOR CONSTRUCTION

AMD	DESCRIPTION	DESIGNER SIGN./DATE	VERIFIED SIGN./DATE	APPROVED SIGN./DATE
C	APPROVALS ISSUE	SY 10.02.23	JB 10.02.23	PG 10.02.23
B	APPROVALS ISSUE	SY 16.12.22	JB 16.12.22	PG 16.12.22
A	COORDINATION SET - WORK IN PROGRESS	SY 04.11.22	JB 04.11.22	PG 04.11.22

CO-ORDINATE SYSTEM: STROMLO | HEIGHT DATUM: AHD | SCALE: AS SHOWN

ACT Government
Major Projects Canberra

This drawing is confidential and shall only be used for the purpose of this project.
The signing of this title block confirms the design and drafting of this project have been prepared and checked in accordance with the Canberra Light Rail Stage 2 quality assurance system to ISO 9001;2015

Warren Smith & Partners
Warren Smith & Partners Pty Ltd
Level 5, 233 Castlereagh Street, Sydney 2000 NSW Australia
02 9199 1212 wsp@warrensmith.com.au
www.warrensmith.com.au ABN 36 300 430 126
Consulting Engineers
Hydraulic Fire Civil Utilities Infrastructure
SERVING THE CONSTRUCTION INDUSTRY SINCE 1951.

DRAWN E. BERRY
DESIGNED S. YENIKAPATI
DRG CHECK J. BLAINE
DESIGN CHECK J. BLAINE
APPROVED P. GOVENDER

CANBERRA LIGHT RAIL 2A
UTILITIES AND COMMUNICATIONS
PACKAGE 15.00 - PROPOSED UTILITIES LONG SECTION
SHEET 5

DESIGN LOT No: S210-STAGE2A | SHEET: 22 OF 37 | A1
STATUS: APPROVALS ISSUE | ©
DRG No. S210-WSC-DRW-UTL-GE-2125 | EDMS No. | C

DRAWING COLOUR CODED - PRINT ALL COPIES IN COLOUR

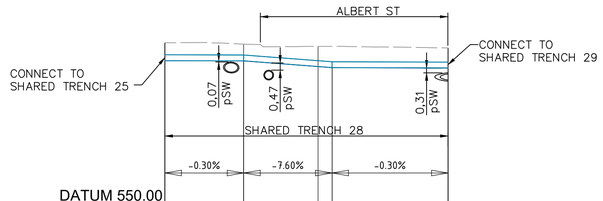

DATUM 550.00

NORTHING	602960.552	602955.453				
EASTING	210619.014	210618.339				
DESIGN SURFACE						
EXISTING SURFACE	560.499	560.413	560.261	560.262		560.165
INVERT LEVEL	559.329	559.314	558.945	558.876		558.853
DEPTH TO INVERT (m)	1.170	1.099	1.316	1.386		1.312
CHAINAGE (m)	0.000	5.143	10.000	10.913		18.486

LONGITUDINAL SECTION SHARED TRENCH 28
HORIZONTAL SCALE 1:200
VERTICAL SCALE 1:200

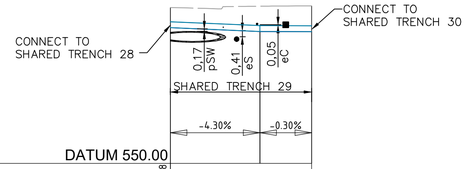

DATUM 550.00

NORTHING	602942.398			
EASTING	210615.586			
DESIGN SURFACE				
EXISTING SURFACE	560.165		560.255	560.277
INVERT LEVEL	558.854		558.603	558.592
DEPTH TO INVERT (m)	1.312		1.653	1.685
CHAINAGE (m)	0.000		5.844	9.225

LONGITUDINAL SECTION SHARED TRENCH 29
HORIZONTAL SCALE 1:200
VERTICAL SCALE 1:200

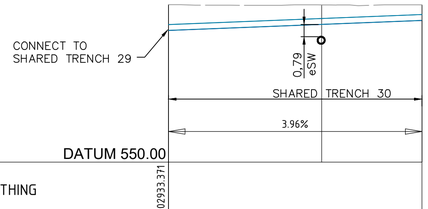

DATUM 550.00

NORTHING	602933.371		
EASTING	210613.682		
DESIGN SURFACE			
EXISTING SURFACE	560.277	560.264	560.273
INVERT LEVEL	558.592	558.988	559.248
DEPTH TO INVERT (m)	1.685	1.275	1.026
CHAINAGE (m)	0.000	10.000	16.544

ILONGITUDINAL SECTION SHARED TRENCH 30
HORIZONTAL SCALE 1:200
VERTICAL SCALE 1:200

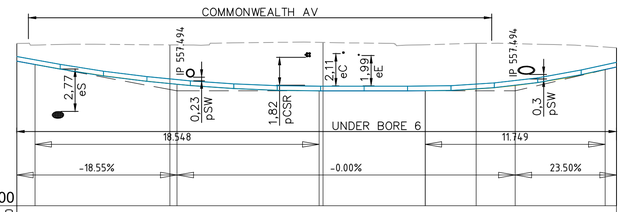

DATUM 550.00

NORTHING	602962.120											
EASTING	210621842											
DESIGN SURFACE												
EXISTING SURFACE	560.586	560.481	560.496	560.492	560.659	560.654	560.504	560.504	560.595	560.574	560.358	560.311
INVERT LEVEL	559.435	559.214	557.968	557.924	557.494	557.494	557.494	557.494	557.605	557.839	558.874	559.047
DEPTH TO INVERT (m)	1.150	1.267	2.528	2.568	3.165	3.160	3.010	3.010	2.990	2.735	1.484	1.265
CHAINAGE (m)	0.000	1.192	10.000	10.466	19.740	20.000	26.668	26.669	30.000	32.542	38.417	39.154

LONGITUDINAL SECTION UNDER BORE 6
HORIZONTAL SCALE 1:200
VERTICAL SCALE 1:200

NOT FOR CONSTRUCTION

AMD	DESCRIPTION	DESIGNER SIGN./DATE	VERIFIED SIGN./DATE	APPROVED SIGN./DATE
C	APPROVALS ISSUE	SY 10.02.23	JB 10.02.23	PG 10.02.23
B	APPROVALS ISSUE	SY 16.12.22	JB 16.12.22	PG 16.12.22
A	COORDINATION SET - WORK IN PROGRESS	SY 04.11.22	JB 04.11.22	PG 04.11.22

CO-ORDINATE SYSTEM: STROMLO | HEIGHT DATUM: AHD | SCALE: AS SHOWN

ACT Government
Major Projects Canberra

This drawing is confidential and shall only be used for the purpose of this project.
The signing of this title block confirms the design and drafting of this project have been prepared and checked in accordance with the Canberra Light Rail Stage 2 quality assurance system to ISO 9001;2015

Warren Smith & Partners Pty Ltd
Level 9, 233 Castlereagh Street, Sydney 2000 NSW Australia
DT 9799 1312 wsp@warrensmith.com.au
www.warrensmith.com.au ABN 36 300 630 136
Consulting Engineers
Hydraulic Fire Civil Utilities Infrastructure
SERVING THE CONSTRUCTION INDUSTRY SINCE 1961.

DRAWN E. BERRY
DESIGNED S. YENIKAPATI
DRG CHECK J. BLAINE
DESIGN CHECK J. BLAINE
APPROVED P. GOVENDER

CANBERRA LIGHT RAIL 2A
UTILITIES AND COMMUNICATIONS
PACKAGE 15.00 - PROPOSED UTILITIES LONG SECTION
SHEET 6

DESIGN LOT No: S210-STAGE2A | SHEET: 23 OF 37 | A1
STATUS: APPROVALS ISSUE | ©
DRG No. S210-WSC-DRW-UTL-GE-2126 | EDMS No. | C

DRAWING COLOUR CODED - PRINT ALL COPIES IN COLOUR

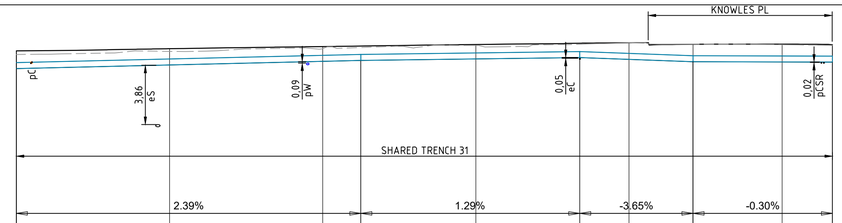

DATUM 556.00

NORTHING	603973.884								604.009.556			
EASTING	210561.197								210587.257			
DESIGN SURFACE	568.605	568.749	568.889	568.923	569.024	569.108	569.133	569.038		569.050	569.007	
EXISTING SURFACE	568.367	568.579	568.759	568.828	568.962	569.035	569.126	569.048		569.011	568.964	
INVERT LEVEL	567.444	567.683	567.922	567.982	568.079	568.166	568.048	567.896		567.878	567.868	
DEPTH TO INVERT (m)	1.161	1.066	0.966	0.941	0.945	0.942	1.085	1.142		1.172	1.138	
CHAINAGE (m)	0.000	10.000	20.000	22.492	30.000	36.778	40.000	44.177		50.000	53.280	

LONGITUDINAL SECTION SHARED TRENCH 31
HORIZONTAL SCALE 1:200
VERTICAL SCALE 1:200

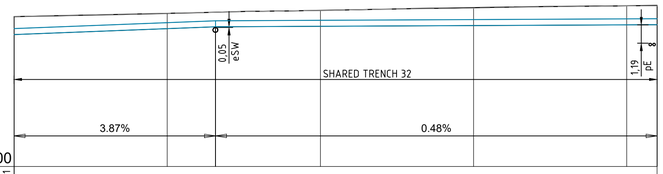

DATUM 556.00

NORTHING	6038417.011						
EASTING	210472.584						
DESIGN SURFACE	565.785	565.999	566.077	566.191	566.369	566.493	566.519
EXISTING SURFACE	565.801	566.015	566.070	566.182	566.338	566.480	566.484
INVERT LEVEL	564.607	564.994	565.116	565.148	565.196	565.244	565.253
DEPTH TO INVERT (m)	1.178	1.006	0.961	1.043	1.173	1.249	1.266
CHAINAGE (m)	0.000	10.000	13.152	20.000	30.000	40.000	41.982

LONGITUDINAL SECTION SHARED TRENCH 32
HORIZONTAL SCALE 1:200
VERTICAL SCALE 1:200

NOT FOR CONSTRUCTION

AMD	DESCRIPTION	DESIGNER SIGN./DATE	VERIFIED SIGN./DATE	APPROVED SIGN./DATE
C	APPROVALS ISSUE	SY 10.02.23	JB 10.02.23	PG 10.02.23
B	APPROVALS ISSUE	SY 16.12.22	JB 16.12.22	PG 16.12.22
A	COORDINATION SET - WORK IN PROGRESS	SY 04.11.22	JB 04.11.22	PG 04.11.22

CO-ORDINATE SYSTEM: STROMLO | HEIGHT DATUM: AHD | SCALE: AS SHOWN

ACT Government
Major Projects Canberra

This drawing is confidential and shall only be used for the purpose of this project.
The signing of this title block confirms the design and drafting of this project have been prepared and checked in accordance with the Canberra Light Rail Stage 2 quality assurance system to ISO 9001;2015

Warren Smith & Partners
Warren Smith & Partners Pty Ltd
Level 6, 233 Castlereagh Street, Sydney 2000 NSW Australia
tel 9699 1312 wsp@wspnsmith.com.au
www.wspnsmith.com.au ABN 36 300 430 126
Consulting Engineers
Hydraulic Fire Civil Utilities Infrastructure
SERVING THE CONSTRUCTION INDUSTRY SINCE 1951.

DRAWN E. BERRY
DESIGNED S. YENIKAPATI
DRG CHECK J. BLAINE
DESIGN CHECK J. BLAINE
APPROVED P. GOVENDER

CANBERRA LIGHT RAIL 2A

UTILITIES AND COMMUNICATIONS
PACKAGE 15.00 - PROPOSED UTILITIES
LONG SECTION
SHEET 7

DESIGN LOT No: S210-STAGE2A | SHEET: 24 OF 37 | A1
STATUS: APPROVALS ISSUE | ©
DRG No. S210-WSC-DRW-UTL-GE-2127 | EDMS No. | C

DRAWING COLOUR CODED - PRINT ALL COPIES IN COLOUR

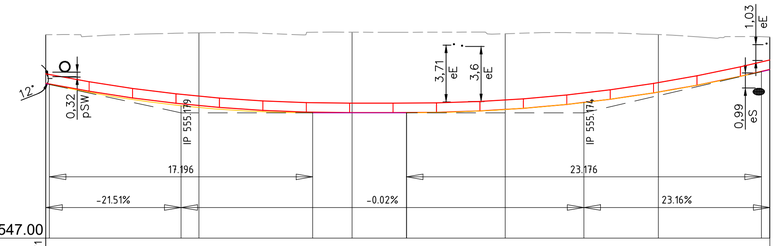

DATUM 547.00

NORTHING	602933.371																							
EASTING	210613.682																							
DESIGN SURFACE																								
EXISTING SURFACE	560.277	560.279	560.378	560.401	560.434	560.441	560.435	560.435	560.341	560.399	560.286	560.147	560.129
INVERT LEVEL	557.079	557.028	555.641	555.524	555.177	555.177	555.176	555.176	555.383	555.846	556.526	557.858	557.987
DEPTH TO INVERT (m)	3.198	3.251	4.738	4.877	5.257	5.264	5.259	5.259	4.958	4.553	3.760	2.289	2.142
CHAINAGE (m)	0.000	0.236	8.834	10.000	17.432	20.000	23.552	23.569	30.000	35.140	40.000	46.728	47.284

LONGITUDINAL SECTION THRUST BORE 4 - SECTION THROUGH COMMONWEALTH AV

HORIZONTAL SCALE 1:200

VERTICAL SCALE 1:200

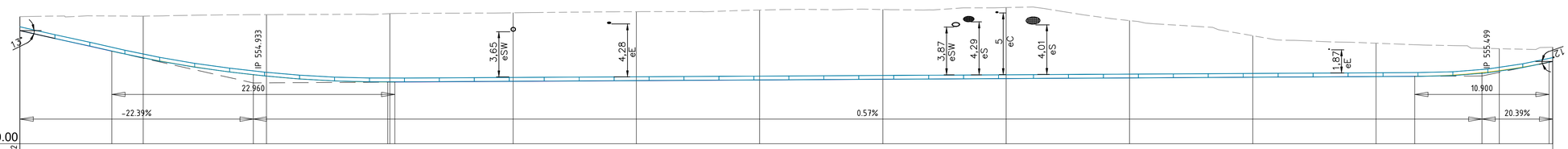

DATUM 550.00

NORTHING	602908.372																									
EASTING	210612.160																									
DESIGN SURFACE																										
EXISTING SURFACE	560.308	560.357	560.345	560.462	560.466	560.542	560.548	560.557	560.614	560.706	560.838	560.879	561.046	559.983	558.756	558.149	558.026	557.735	557.704	557.818	557.827
INVERT LEVEL	559.171	557.504	556.965	555.592	555.481	554.997	554.997	554.998	555.053	555.110	555.166	555.223	555.280	555.337	555.394	555.450	555.468	555.769	555.935	556.610	556.670
DEPTH TO INVERT (m)	1.137	2.853	3.380	4.870	4.986	5.545	5.551	5.559	5.561	5.596	5.671	5.655	5.766	4.646	3.362	2.699	2.558	1.966	1.769	1.208	1.157
CHAINAGE (m)	0.000	7.446	10.000	18.926	20.000	29.838	30.000	30.406	40.000	50.000	60.000	70.000	80.000	90.000	100.000	110.000	113.140	118.590	120.000	124.040	124.332

LONGITUDINAL SECTION HDD BORE 5 - SECTION THROUGH COMMONWEALTH AV

HORIZONTAL SCALE 1:200

VERTICAL SCALE 1:200

NOT FOR CONSTRUCTION

AMD	DESCRIPTION	DESIGNER SIGN./DATE	VERIFIED SIGN./DATE	APPROVED SIGN./DATE
C	APPROVALS ISSUE	SY 10.02.23	JB 10.02.23	PG 10.02.23
B	APPROVALS ISSUE	SY 16.12.22	JB 16.12.22	PG 16.12.22
A	COORDINATION SET - WORK IN PROGRESS	SY 04.11.22	JB 04.11.22	PG 04.11.22

CO-ORDINATE SYSTEM: STROMLO | HEIGHT DATUM: AHD | SCALE: AS SHOWN

ACT Government — Major Projects Canberra

This drawing is confidential and shall only be used for the purpose of this project.
The signing of this title block confirms the design and drafting of this project have been prepared and checked in accordance with the Canberra Light Rail Stage 2 quality assurance system to ISO 9001;2015

Warren Smith & Partners
Warren Smith & Partners Pty Ltd
Level 9, 233 Castlereagh Street, Sydney 2000 NSW Australia
DT 9799 1312 wsp@warrensmith.com.au
www.warrensmith.com.au ABN 36 300 430 136
Consulting Engineers
Hydraulic Fire Civil Utilities Infrastructure
SERVING THE CONSTRUCTION INDUSTRY SINCE 1961.

DRAWN E. BERRY
DESIGNED S. YENIKAPATI
DRG CHECK J. BLAINE
DESIGN CHECK J. BLAINE
APPROVED P. GOVENDER

CANBERRA LIGHT RAIL 2A

UTILITIES AND COMMUNICATIONS

PACKAGE 15.00 - PROPOSED UTILITIES

LONG SECTION

SHEET 8

DESIGN LOT No: S210-STAGE2A | SHEET: 25 OF 37 | A1

STATUS: APPROVALS ISSUE | ©

DRG No. S210-WSC-DRW-UTL-GE-2128 | EDMS No. | C

DRAWING COLOUR CODED - PRINT ALL COPIES IN COLOUR

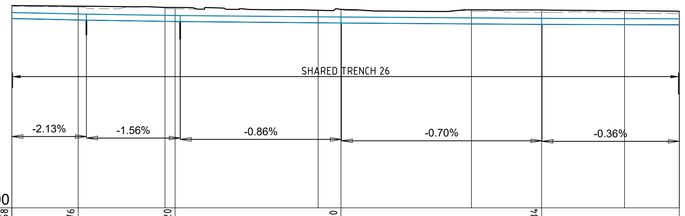

DATUM 556.00

NORTHING	604020.058		604023.376			604028.220					604036.510							604044.134						
EASTING	210602.529		210605.316			210609.383					210616.345							210627.010						
DESIGN SURFACE	569.215		569.173	569.169		569.089	569.084	569.082			568.900	568.965	568.962			568.934		568.921	568.921		568.880		568.839	568.839
EXISTING SURFACE	569.148		569.115	569.051		569.081	568.996	568.992			568.898	568.947	568.942			568.847		568.770	568.770		568.738		568.688	568.688
INVERT LEVEL	568.361		568.269	568.258		568.178	568.167	568.162			568.085	568.072	568.072			568.012		567.980	567.980		567.960		567.947	
DEPTH TO INVERT (m)	0.854		0.904	0.911		0.912	0.917	0.919			0.815	0.893	0.891			0.922		0.941	0.941		0.920		0.892	
CHAINAGE (m)	0.000		4.334	4.872		10.000	10.658	10.988			20.000	21.484	21.513			30.000		34.594	34.605		40.000		43.575	43.575

LONGITUDINAL SECTION SHARED TRENCH 26
HORIZONTAL SCALE 1:200
VERTICAL SCALE 1:200

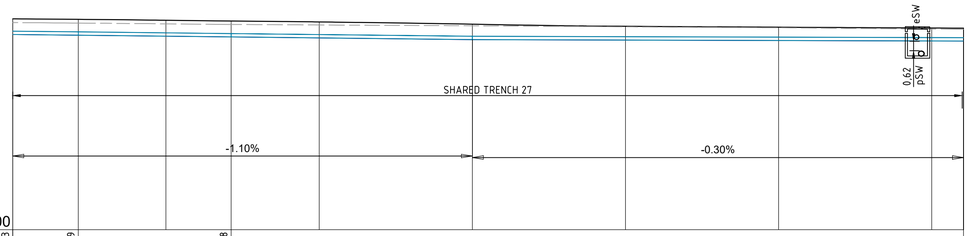

DATUM 555.00

NORTHING	604051.553	604051.739		604051.538								
EASTING	210649.270	210653.544		210663.522								
DESIGN SURFACE	568.764	568.728	568.672	568.621	568.563	568.417	568.279	568.218	568.167	568.158		
EXISTING SURFACE	568.519	568.484	568.435	568.393	568.363	568.312	568.242	568.179	568.098	568.082		
INVERT LEVEL	567.738	567.691	567.628	567.581	567.517	567.407	567.377	567.347	567.317	567.310		
DEPTH TO INVERT (m)	1.026	1.038	1.044	1.040	1.046	1.010	0.902	0.871	0.850	0.847		
CHAINAGE (m)	0.000	4.278	10.000	14.258	20.000	30.000	40.000	50.000	60.000	62.069		

LONGI LONGITUDINAL SECTION SHARED TRENCH 27
HORIZONTAL SCALE 1:200
VERTICAL SCALE 1:200

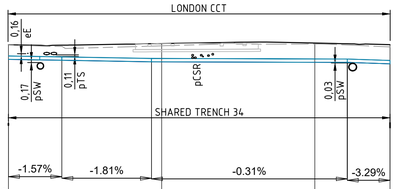

(AHD) DATUM 558.00

NORTHING	604055.926	604057.943	604059.362		604065.135			604077.753		
EASTING	210645.921	210646.252	210646.485		210647.431			210649.496		
DESIGN SURFACE	568.555	568.521	568.527		568.621	568.633	568.666	568.620	568.620	568.561
EXISTING SURFACE	568.545	568.471	568.442		568.465	568.484	568.605	568.539	568.539	568.416
INVERT LEVEL	567.601	567.569	567.546		567.441	567.438	567.408	567.401	567.401	567.309
DEPTH TO INVERT (m)	0.954	0.952	0.981		1.181	1.195	1.258	1.219	1.219	1.252
CHAINAGE (m)	0.000	2.044	3.482		9.332	10.000	20.000	22.115	22.118	24.911

LONGITUDINAL SECTION SHARED TRENCH 34
HORIZONTAL SCALE 1:200
VERTICAL SCALE 1:200

NOT FOR CONSTRUCTION

AMD	DESCRIPTION	DESIGNER SIGN./DATE	VERIFIED SIGN./DATE	APPROVED SIGN./DATE
B	APPROVALS ISSUE	SY 10.02.23	JB 10.02.23	PG 10.02.23
A	APPROVALS ISSUE	SY 16.12.22	JB 16.12.22	PG 16.12.22

CO-ORDINATE SYSTEM: STROMLO | HEIGHT DATUM: AHD | SCALE: AS SHOWN

ACT Government Major Projects Canberra

This drawing is confidential and shall only be used for the purpose of this project.
The signing of this title block confirms the design and drafting of this project have been prepared and checked in accordance with the Canberra Light Rail Stage 2 quality assurance system to ISO 9001;2015

Warren Smith & Partners Pty Ltd
Level 5, 233 Castlereagh Street, Sydney 2000 NSW Australia
02 9199 1312 wsp@warrensmith.com.au
www.warrensmith.com.au ABN 36 300 432 126
Consulting Engineers
Hydraulic Fire Civil Utilities Infrastructure
SERVING THE CONSTRUCTION INDUSTRY SINCE 1961.

DRAWN E. BERRY
DESIGNED S. YENIKAPATI
DRG CHECK J. BLAINE
DESIGN CHECK J. BLAINE
APPROVED P. GOVENDER

CANBERRA LIGHT RAIL 2A
UTILITIES AND COMMUNICATIONS
PACKAGE 15.00 - PROPOSED UTILITIES
LONG SECTION
SHEET 9

DESIGN LOT No: S210-STAGE2A | SHEET: 26 OF 37 | A1
STATUS: APPROVALS ISSUE | ©
DRG No. S210-WSC-DRW-UTL-GE-2129 | EDMS No. | B

DRAWING COLOUR CODED - PRINT ALL COPIES IN COLOUR

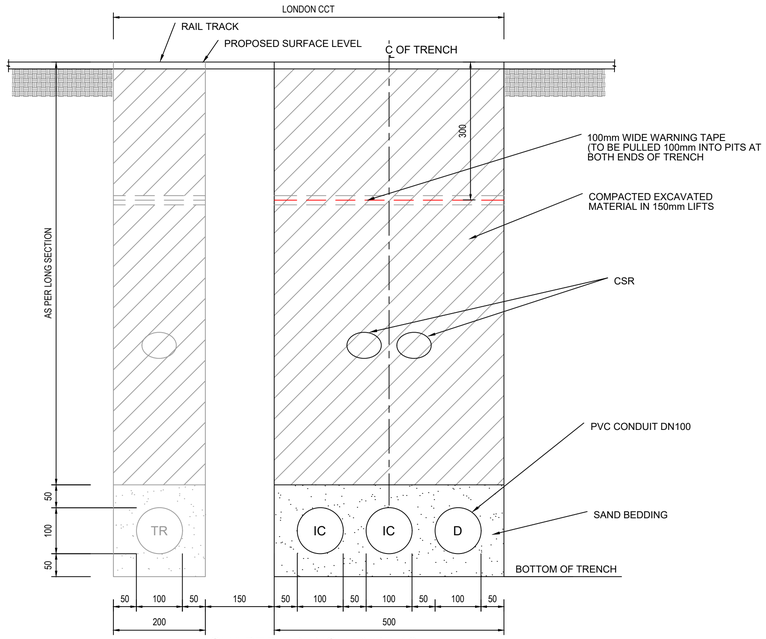

SHARED TRENCH TYPE 19
CONDUIT ARRANGEMENT
(4xP100 COMMS CONDUITS (UNDER RAIL TRACK)

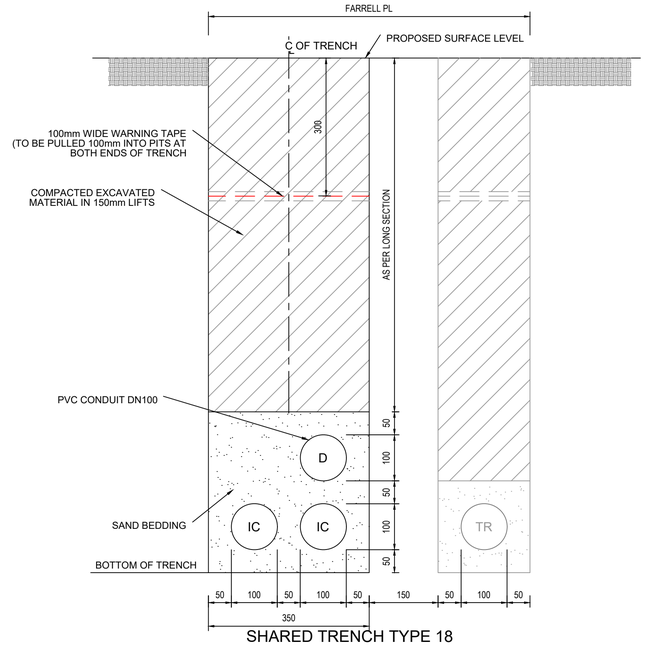

SHARED TRENCH TYPE 18
CONDUIT ARRANGEMENT
(4xP100 COMMS CONDUITS EXISTING ROAD OR FOOTPATH)

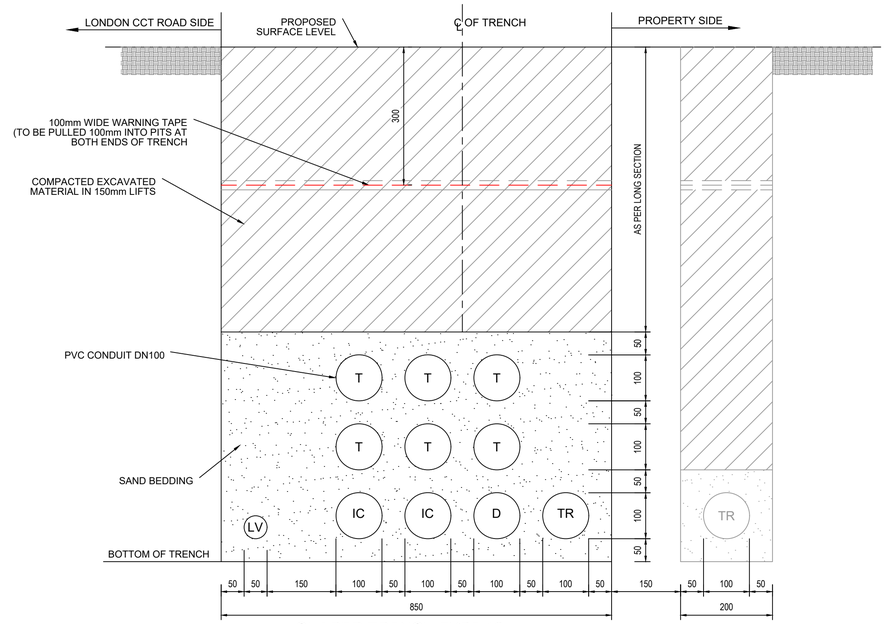

SHARED TRENCH TYPE 16
CONDUIT ARRANGEMENT
(11xP100 COMMS CONDUITS, 1X50 ELEC CONDUIT EXISTING ROAD OR FOOTPATH)

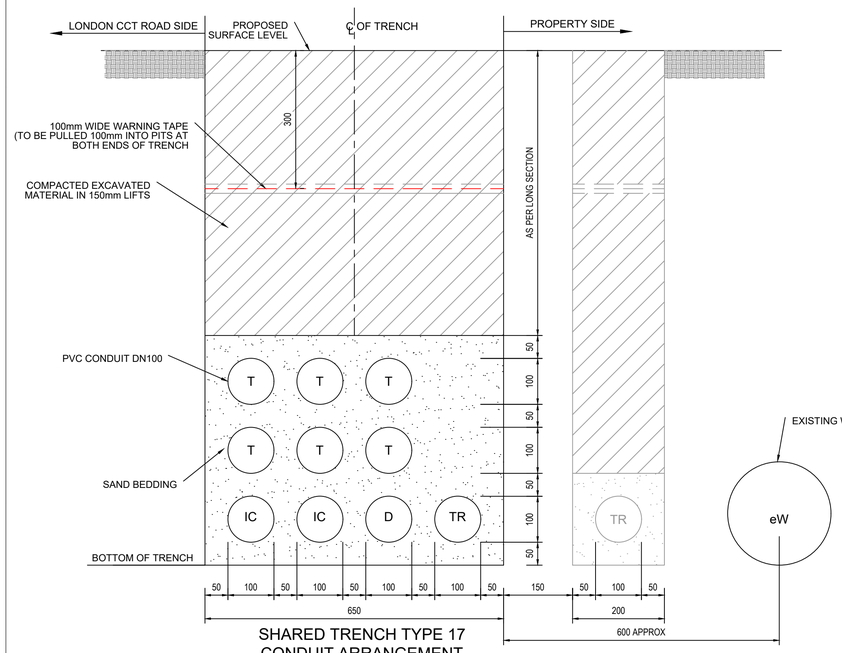

SHARED TRENCH TYPE 17
CONDUIT ARRANGEMENT
(11xP100 COMMS CONDUITS UNDER ROAD OR FOOTPATH)

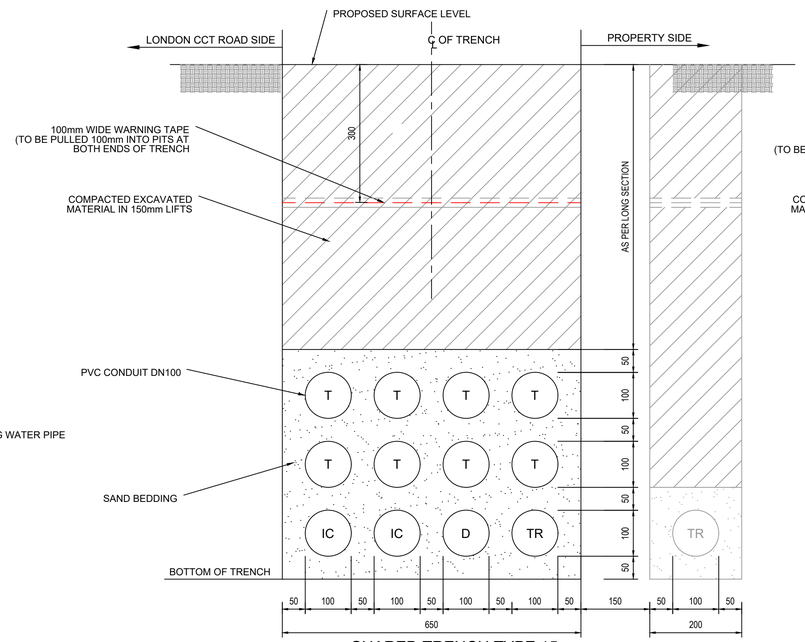

SHARED TRENCH TYPE 15
CONDUIT ARRANGEMENT
(13xP100 COMMS CONDUITS UNDER ROAD OR FOOTPATH)

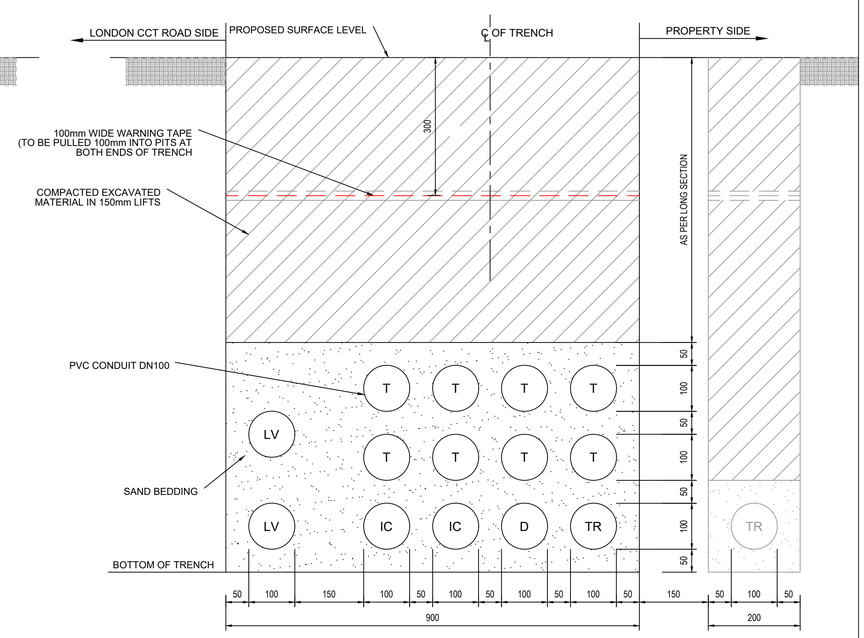

SHARED TRENCH TYPE 14
CONDUIT ARRANGEMENT
(13xP100 COMMS CONDUITS, 2x100 ELEC CONDUITS UNDER ROAD OR FOOTPATH)

NOT FOR CONSTRUCTION

SCALE @ A1

DRAWING COLOUR CODED - PRINT ALL COPIES IN COLOUR

AMD	DESCRIPTION	DESIGNER SIGN./DATE	VERIFIED SIGN./DATE	APPROVED SIGN./DATE
D	APPROVALS ISSUE	SY 16.12.22	JB 16.12.22	PG 16.12.22
C	COORDINATION SET - WORK IN PROGRESS	SY 04.11.22	JB 04.11.22	PG 04.11.22
B	PSP DESIGN ISSUE	SY 14.04.22	TK 14.04.22	TK 14.04.22
A	DRAFT PSP ISSUE	SY 02.03.22	TK 02.03.22	TK 02.03.22

CO-ORDINATION SYSTEM: STROMLO | HEIGHT DATUM: AHD | SCALE:

ACT Government Major Projects Canberra

This drawing is confidential and shall only be used for the purpose of this project.
The signing of this title block confirms the design and drafting of this project have been prepared and checked in accordance with the Canberra Light Rail Stage 2 quality assurance system to ISO 9001;2015

Warren Smith Consulting Engineers
WARREN SMITH CONSULTING ENGINEERS SINCE 1985
NSW: 9/223 Castlereagh St, Sydney 2000, NSW Australia | VIC: Suite 7.03, 343 Little Collins St Melbourne 3000 VIC Australia
PH: +61 (2) 9299 1292 | PH: +61 (2) 9640 9442
wsg@warrensmith.com.au
www.warrensmith.com.au
ACN 002 192 285 ABN 36 326 430 124
Hydraulic Fire Civil Utilities Infrastructure

DRAWN: E. BERRY
DESIGNED: S. YENIKAPATI
DRG CHECK: J. BLAINE
DESIGN CHECK: J. BLAINE
APPROVED: P. GOVENDER

CANBERRA LIGHT RAIL 2A

UTILITIES AND COMMUNICATIONS

PACKAGE 15.00 - PROPOSED UTILITIES TRENCH DETAILS

SHEET 1

DESIGN LOT No: S210-STAGE2A | SHEET: 27 OF 37 | A1

STATUS: APPROVALS ISSUE | ©

DRG No. S210-WSC-DRW-UTL-GE-2130 | EDMS No. | D

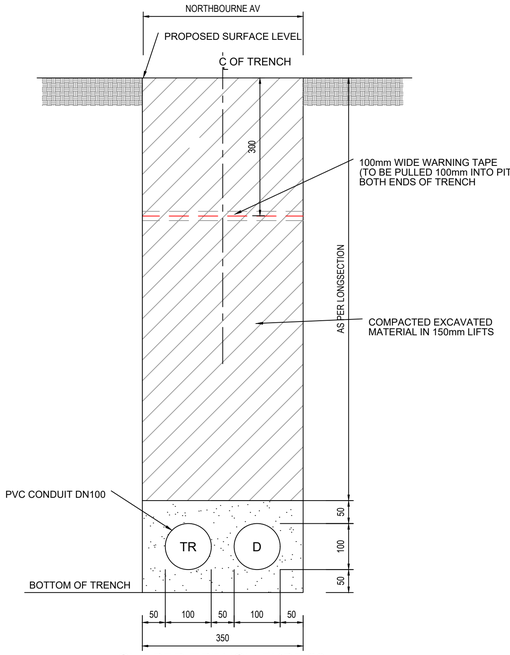

SHARED TRENCH TYPE 20
CONDUIT ARRANGEMENT
(3xP100 COMMS CONDUITS)

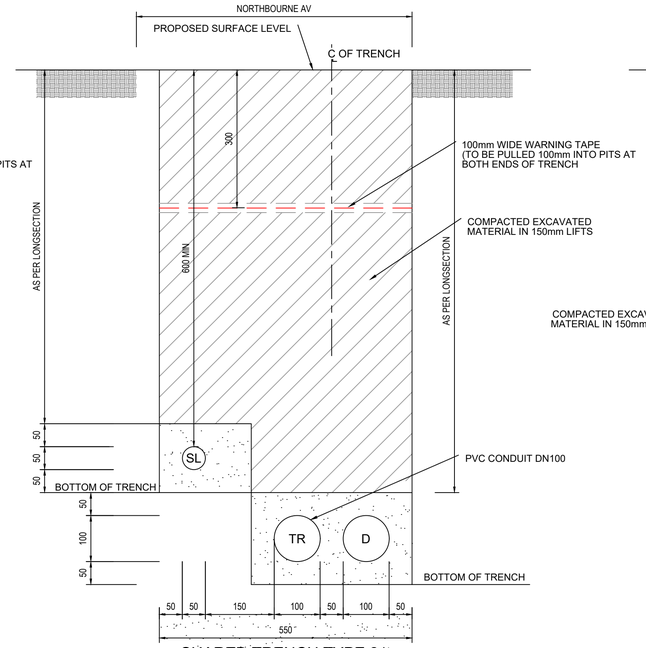

SHARED TRENCH TYPE 21
CONDUIT ARRANGEMENT
(3xP100 COMMS CONDUITS, 1x50 ELEC CONDUIT)

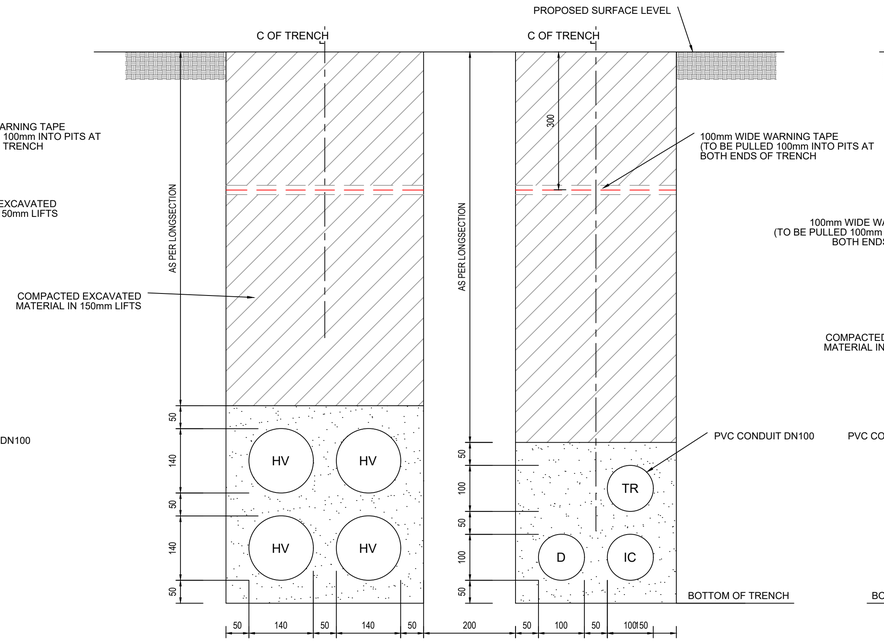

SHARED TRENCH TYPE 28
CONDUIT ARRANGEMENT
(3xP100 COMMS CONDUITS, 4XP140 ELEC CONDUITS)

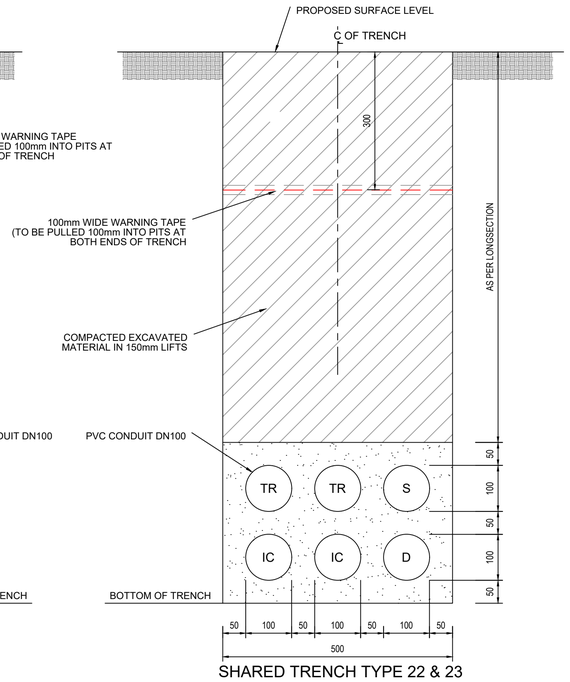

SHARED TRENCH TYPE 22 & 23
CONDUIT ARRANGEMENT
(6xP100 COMMS CONDUITS)

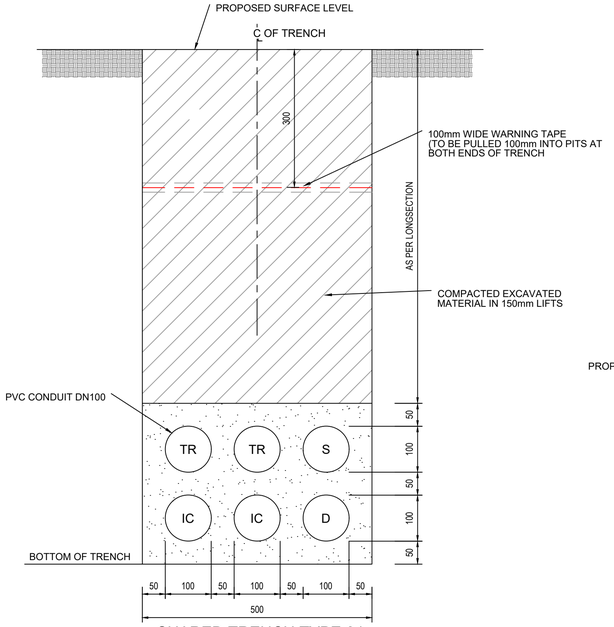

SHARED TRENCH TYPE 24
CONDUIT ARRANGEMENT
(6xP100 COMMS CONDUITS)

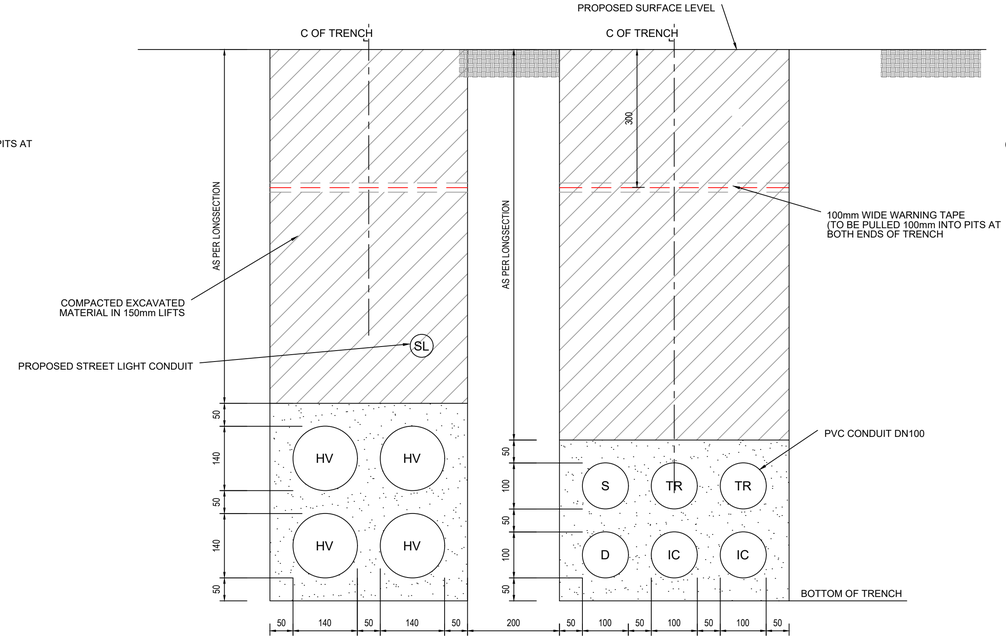

SHARED TRENCH TYPE 25
CONDUIT ARRANGEMENT
(6xP100 COMMS CONDUITS, 4XP140 ELEC CONDUITS)

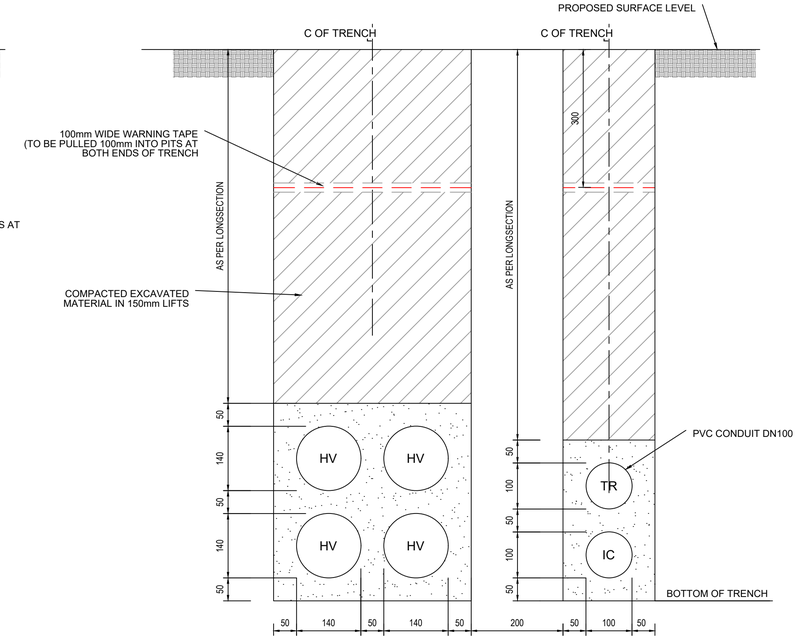

SHARED TRENCH TYPE 29
CONDUIT ARRANGEMENT
(2xP100 COMMS CONDUITS, 4XP140 ELEC CONDUITS)

NOT FOR CONSTRUCTION

SCALE @ A1

DRAWING COLOUR CODED - PRINT ALL COPIES IN COLOUR

AMD	DESCRIPTION	DESIGNER SIGN./DATE	VERIFIED SIGN./DATE	APPROVED SIGN./DATE
E	APPROVALS ISSUE	SY 10.02.23	JB 10.02.23	PG 10.02.23
D	APPROVALS ISSUE	EB 16.12.22	JB 16.12.22	PG 16.12.22
C	COORDINATION SET - WORK IN PROGRESS	SY 04.11.22	JB 04.11.22	PG 04.11.22
B	PSP DESIGN ISSUE	SY 14.04.22	TK 14.04.22	TK 14.04.22
A	DRAFT PSP ISSUE	SY 02.03.22	TK 02.03.22	TK 02.03.22

CO-ORDINATE SYSTEM: STROMLO | HEIGHT DATUM: AHD | SCALE:

ACT Government Major Projects Canberra

This drawing is confidential and shall only be used for the purpose of this project.
The signing of this title block confirms the design and drafting of this project have been prepared and checked in accordance with the Canberra Light Rail Stage 2 quality assurance system to ISO 9001;2015

Warren Smith Consulting Engineers
WARREN SMITH CONSULTING ENGINEERS
SINCE 1981
NSW: 91/23 Castlereagh St, Sydney 2000, NSW Australia | PH: +61 (2) 9299 1312
VIC: Suite 2.03, 365 Little Collins St, Melbourne 3000 VIC Australia | PH: +61 (3) 9640 9942
wsp@warrensmith.com.au
www.warrensmith.com.au
ACN 002 192 388 ABN 36 308 430 124
Hydraulic Fire Civil Utilities Infrastructure

DRAWN E. BERRY
DESIGNED S. YENIKAPATI
DRG CHECK J. BLAINE
DESIGN CHECK J. BLAINE
APPROVED P. GOVENDER

CANBERRA LIGHT RAIL 2A

UTILITIES AND COMMUNICATIONS

PACKAGE 15.00 - PROPOSED UTILITIES TRENCH DETAILS

SHEET 2

DESIGN LOT No: S210-STAGE2A | SHEET: 28 OF 37 | A1

STATUS: APPROVALS ISSUE | ©

DRG No. S210-WSC-DRW-UTL-GE-2131 | EDMS No. | E

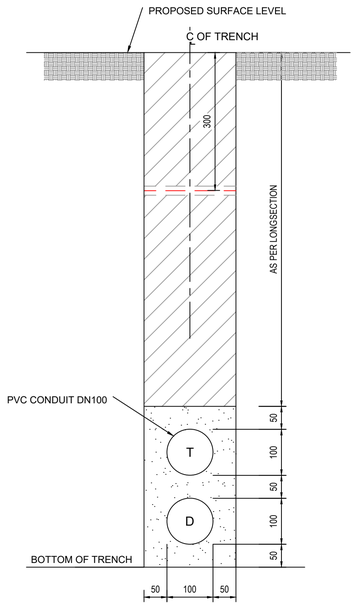

SHARED TRENCH TYPE 31
CONDUIT ARRANGEMENT
(2xP100 COMMS CONDUITS)

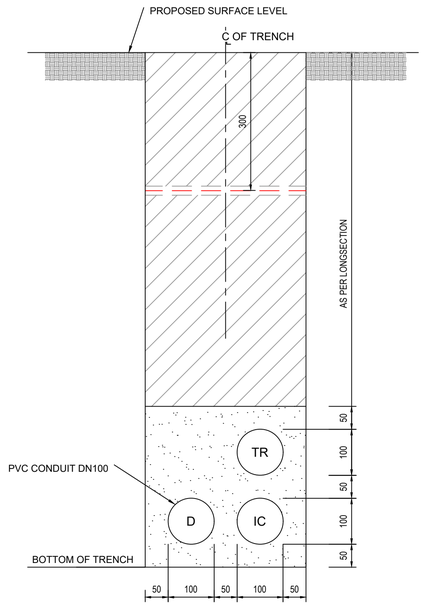

SHARED TRENCH TYPE 32
CONDUIT ARRANGEMENT
(3xP100 COMMS CONDUITS)

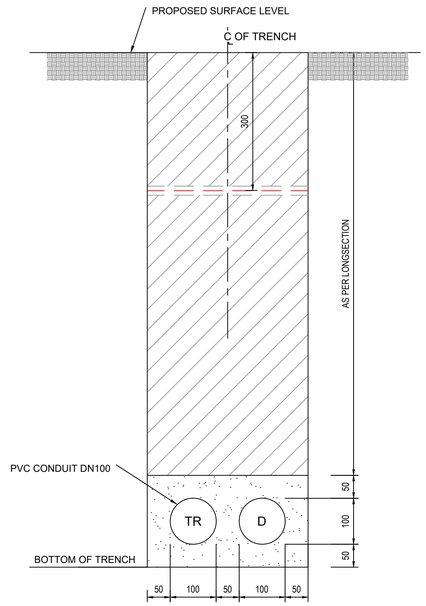

SHARED TRENCH TYPE 27
CONDUIT ARRANGEMENT
(2xP100 COMMS CONDUITS)

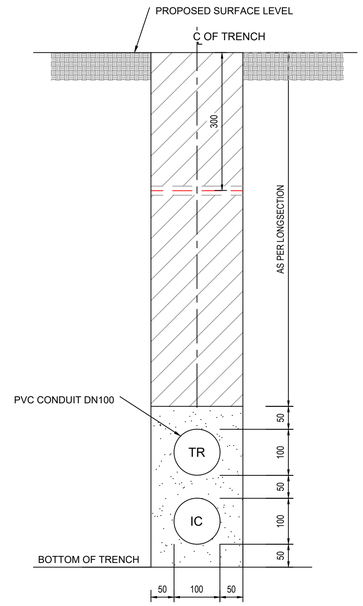

SHARED TRENCH TYPE 30
CONDUIT ARRANGEMENT
(2xP100 COMMS CONDUITS)

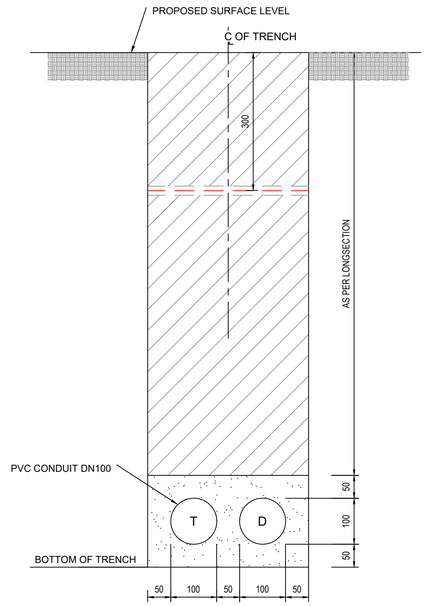

SHARED TRENCH TYPE 34
CONDUIT ARRANGEMENT
(2xP100 COMMS CONDUITS)

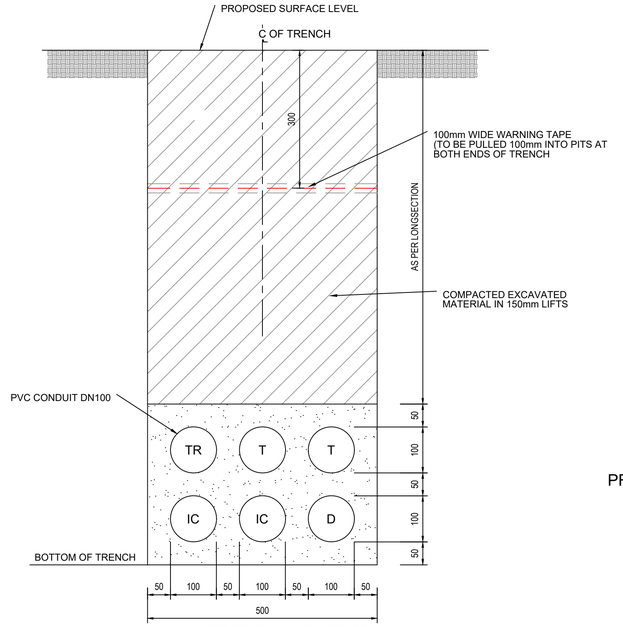

SHARED TRENCH TYPE 26
CONDUIT ARRANGEMENT
(6xP100 COMMS CONDUITS)

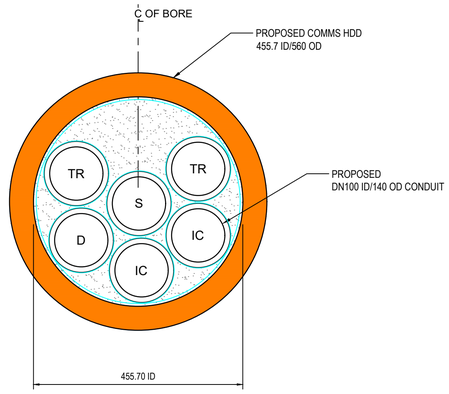

PROPOSED COMMS BORE CONDUIT ARRANGEMENT
(6xP100 COMMS CONDUITS,)

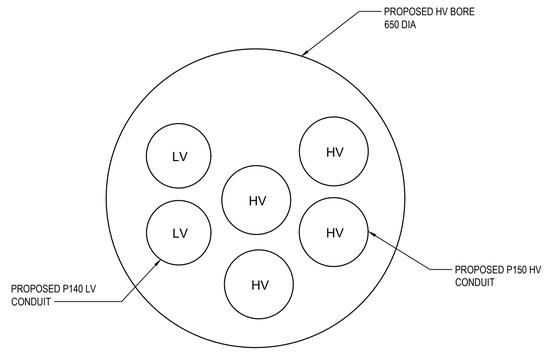

PROPOSED ELECTRICAL BORE CONDUIT ARRANGEMENT
(4xP150 HV CONDUITS, 2XLV CONDUITS)

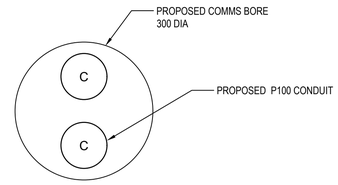

PROPOSED COMMS BORE CONDUIT ARRANGEMENT
(2xP100 COMMS CONDUIT)

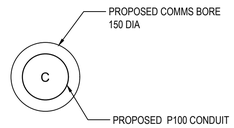

PROPOSED COMMS BORE CONDUIT ARRANGEMENT
(1xP100 COMMS CONDUIT)

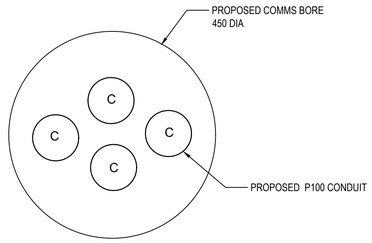

PROPOSED COMMS BORE CONDUIT ARRANGEMENT
(4xP100 COMMS CONDUITS)

NOT FOR CONSTRUCTION

SCALE @ A1

DRAWING COLOUR CODED - PRINT ALL COPIES IN COLOUR

AMD	DESCRIPTION	DESIGNER SIGN./DATE	VERIFIED SIGN./DATE	APPROVED SIGN./DATE
C	APPROVALS ISSUE	SY 10.02.23	JB 10.02.23	PG 10.02.23
B	APPROVALS ISSUE	SY 16.12.22	JB 16.12.22	PG 16.12.22
A	COORDINATION SET - WORK IN PROGRESS	SY 04.11.22	JB 04.11.22	PG 04.11.22

CO-ORDINATE SYSTEM: STROMLO | HEIGHT DATUM: AHD | SCALE:

ACT Government
Major Projects Canberra

This drawing is confidential and shall only be used for the purpose of this project.
The signing of this title block confirms the design and drafting of this project have been prepared and checked in accordance with the Canberra Light Rail Stage 2 quality assurance system to ISO 9001;2015

Warren Smith Consulting Engineers
WARREN SMITH CONSULTING ENGINEERS
SINCE 1991
NSW
10/223 Castlereagh St
Sydney 2000, NSW Australia
P/H +61 (2) 9299 1352
VIC
Suite 7.03, 365 Little Collins St
Melbourne 3000 VIC Australia
P/H +61 (3) 9640 9942
wsp@warrensmith.com.au
www.warrensmith.com.au
ACN 002 197 388 ABN 36 208 430 136
Hydraulic Fire Civil Utilities Infrastructure
GCC

DRAWN E. BERRY
DESIGNED S. YENIKAPATI
DRG CHECK J. BLAINE
DESIGN CHECK J. BLAINE
APPROVED P. GOVENDER

CANBERRA LIGHT RAIL 2A

UTILITIES AND COMMUNICATIONS

PACKAGE 15.00 - PROPOSED UTILITIES TRENCH DETAILS

SHEET 3

DESIGN LOT No: S210-STAGE2A | SHEET: 29 OF 37 | A1

STATUS: APPROVALS ISSUE | ©

DRG No. S210-WSC-DRW-UTL-GE-2132 | EDMS No. | C

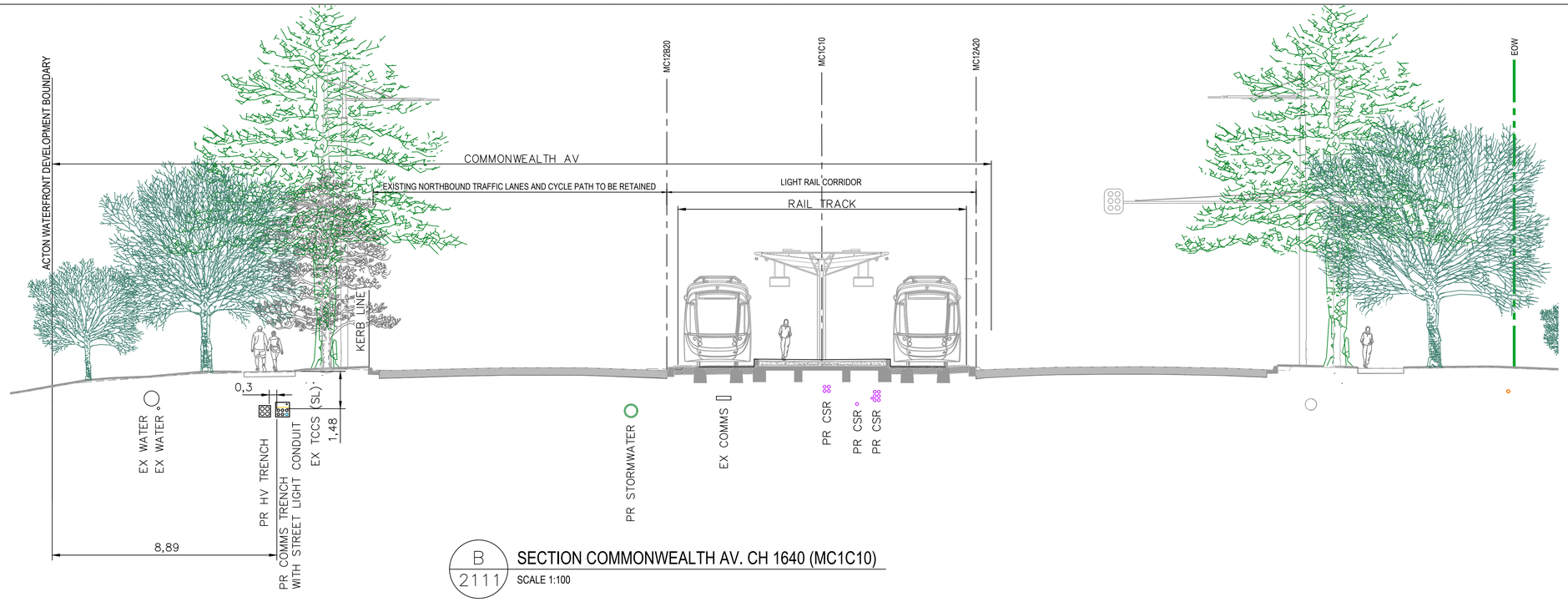

B 2111 SECTION COMMONWEALTH AV. CH 1640 (MC1C10)
SCALE 1:100

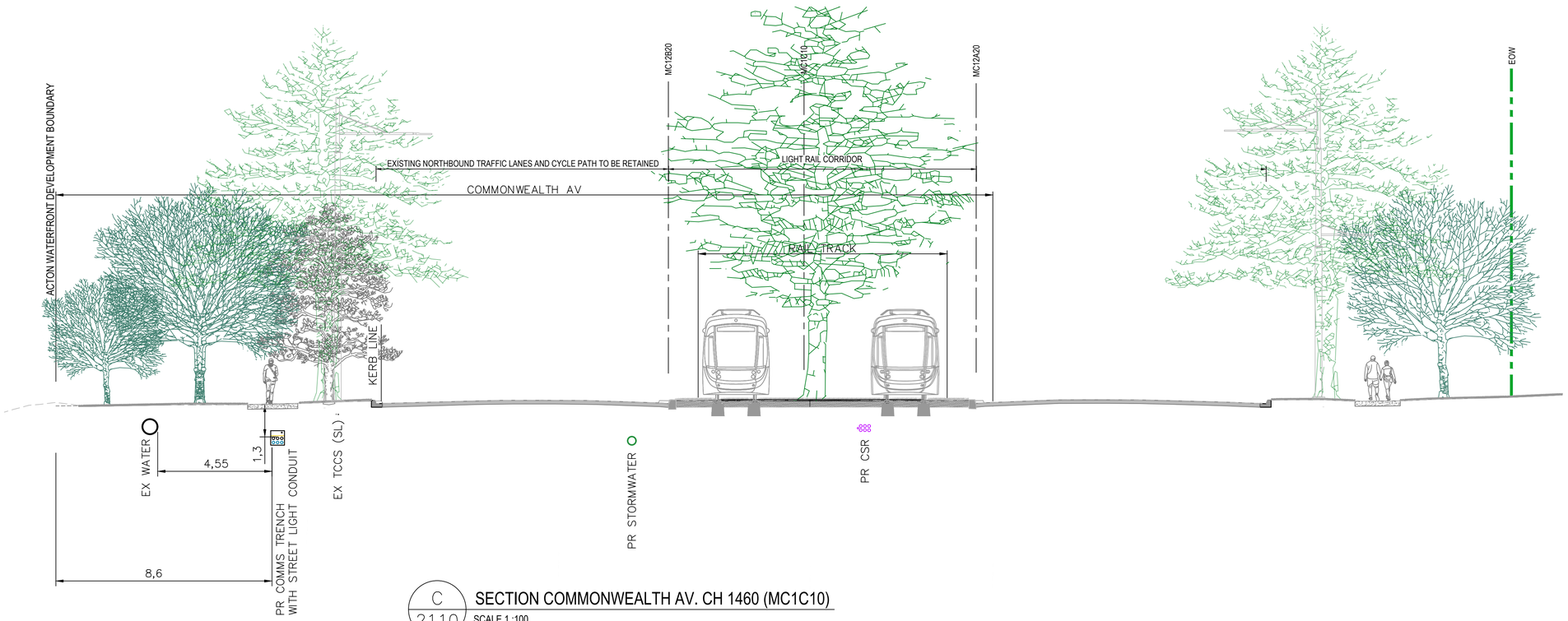

C 2110 SECTION COMMONWEALTH AV. CH 1460 (MC1C10)
SCALE 1 :100

NOT FOR CONSTRUCTION

A	APPROVALS ISSUE	SY 16.12.22	JB 16.12.22	PG 16.12.22
AMD	DESCRIPTION	DESIGNER SIGN./DATE	VERIFIED SIGN./DATE	APPROVED SIGN./DATE

CO-ORDINATE SYSTEM: STROMLO | HEIGHT DATUM: AHD | SCALE: AS SHOWN

ACT Government Major Projects Canberra

This drawing is confidential and shall only be used for the purpose of this project.
The signing of this title block confirms the design and drafting of this project have been prepared and checked in accordance with the Canberra Light Rail Stage 2 quality assurance system to ISO 9001;2015

Warren Smith & Partners Pty Ltd
Level 5, 235 Castlereagh Street, Sydney 2000 NSW Australia
02 9799 1312 wsp@warrensmith.com.au
www.warrensmith.com.au ABN 30 300 430 126
Consulting Engineers
Hydraulic Fire Civil Utilities Infrastructure
SERVING THE CONSTRUCTION INDUSTRY SINCE 1961.

DRAWN E. BERRY
DESIGNED S. YENIKAPATI
DRG CHECK J. BLAINE
DESIGN CHECK J. BLAINE
APPROVED P. GOVENDER

CANBERRA LIGHT RAIL 2A
UTILITIES AND COMMUNICATIONS
PACKAGE 15.00 - PROPOSED UTILITIES SECTIONS
SHEET 2

DESIGN LOT No: S210-STAGE2A | SHEET: 37 OF 37 | A1
STATUS: APPROVALS ISSUE | ©
DRG No. S210-WSC-DRW-UTL-GE-2161 | EDMS No. | A

DRAWING COLOUR CODED - PRINT ALL COPIES IN COLOUR