CANBERRA LIGHT RAIL 2A
ALIGNMENT

DRAWING INDEX		
DRAWING NUMBER	DESCRIPTION	
	PACKAGE 10 - CIVIL	
	ALIGNMENT	
S210-ACM-DRW-CIV-AL-0001	COVER SHEET AND DRAWING INDEX	SHEET 1
S210-ACM-DRW-CIV-AL-0002	COVER SHEET AND DRAWING INDEX	SHEET 2
S210-ACM-DRW-CIV-AL-0011	KEY PLAN	SHEET 1
S210-ACM-DRW-CIV-AL-0015	GENERAL NOTES	SHEET 1
S210-ACM-DRW-CIV-AL-0020	LEGEND	SHEET 1
S210-ACM-DRW-CIV-AL-0030	STAGE 2A WORKS BOUNDARY AND NATIONAL CAPITAL AUTHORITY (NCA) LAND	SHEET 1
S210-ACM-DRW-CIV-AL-0050	STAGE 2A DELIVERY PHASE AREA	SHEET 1
S210-ACM-DRW-CIV-AL-0051	STAGE 2A DELIVERY PHASE AREA	SHEET 2
S210-ACM-DRW-CIV-AL-0101	GENERAL ARRANGEMENT - NORTHBOURNE AVENUE/ ALINGA STREET	SHEET 1
S210-ACM-DRW-CIV-AL-0102	GENERAL ARRANGEMENT - LONDON CIRCUIT / NORTHBOURNE AVENUE	SHEET 2
S210-ACM-DRW-CIV-AL-0103	GENERAL ARRANGEMENT - LONDON CIRCUIT / WEST ROW	SHEET 3
S210-ACM-DRW-CIV-AL-0104	GENERAL ARRANGEMENT - LONDON CIRCUIT / UNIVERSITY AVENUE	SHEET 4
S210-ACM-DRW-CIV-AL-0105	GENERAL ARRANGEMENT - LONDON CIRCUIT / GORDON STREET	SHEET 5
S210-ACM-DRW-CIV-AL-0106	GENERAL ARRANGEMENT - LONDON CCT - LONDON CIRCUIT / EDINBURGH AVENUE	SHEET 6
S210-ACM-DRW-CIV-AL-0107	GENERAL ARRANGEMENT - COMMONWEALTH AVENUE / LONDON CIRCUIT	SHEET 7
S210-ACM-DRW-CIV-AL-0108	GENERAL ARRANGEMENT - COMMONWEALTH AV/CITY SOUTH STOP	SHEET 8
S210-ACM-DRW-CIV-AL-0109	GENERAL ARRANGEMENT - COMMONWEALTH AV/PARKES WAY ON RAMP	SHEET 9
S210-ACM-DRW-CIV-AL-0110	GENERAL ARRANGEMENT - COMMONWEALTH PARK STOP	SHEET 10
S210-ACM-DRW-CIV-AL-0111	GENERAL ARRANGEMENT - COMMONWEALTH AV/ALBERT ST	SHEET 11
S210-ACM-DRW-CIV-AL-0112	GENERAL ARRANGEMENT - LONDON CCT / EAST ROW	SHEET 12
S210-ACM-DRW-CIV-AL-0114	GENERAL ARRANGEMENT - COMMONWEALTH AV / ALBERT ST	SHEET 14
S210-ACM-DRW-CIV-AL-0115	GENERAL ARRANGEMENT - EDINBURGH AV / GORDON ST	SHEET 15
S210-ACM-DRW-CIV-AL-0120	GENERAL ARRANGEMENT - COMMONWEALTH AV / PARKES WAY	SHEET 20
S210-ACM-DRW-CIV-AL-0131	ALIGNMENT CONTROL - NORTHBOURNE AVENUE/ ALINGA STREET	SHEET 1
S210-ACM-DRW-CIV-AL-0132	ALIGNMENT CONTROL - LONDON CIRCUIT / NORTHBOURNE AVENUE	SHEET 2
S210-ACM-DRW-CIV-AL-0133	ALIGNMENT CONTROL - LONDON CIRCUIT / WEST ROW	SHEET 3
S210-ACM-DRW-CIV-AL-0134	ALIGNMENT CONTROL - LONDON CIRCUIT / UNIVERSITY AVENUE	SHEET 4
S210-ACM-DRW-CIV-AL-0135	ALIGNMENT CONTROL - LONDON CIRCUIT / GORDON STREET	SHEET 5
S210-ACM-DRW-CIV-AL-0136	ALIGNMENT CONTROL - LONDON CCT - LONDON CIRCUIT / EDINBURGH AVENUE	SHEET 6
S210-ACM-DRW-CIV-AL-0137	ALIGNMENT CONTROL - COMMONWEALTH AVENUE / LONDON CIRCUIT	SHEET 7
S210-ACM-DRW-CIV-AL-0138	ALIGNMENT CONTROL - COMMONWEALTH AV / CITY SOUTH STOP	SHEET 8
S210-ACM-DRW-CIV-AL-0139	ALIGNMENT CONTROL - COMMONWEALTH AV / PARKES WAY ON RAMP	SHEET 9
S210-ACM-DRW-CIV-AL-0140	ALIGNMENT CONTROL - COMMONWEALTH PARK STOP	SHEET 10
S210-ACM-DRW-CIV-AL-0141	ALIGNMENT CONTROL - COMMONWEALTH AV/ALBERT ST	SHEET 11
S210-ACM-DRW-CIV-AL-0142	ALIGNMENT CONTROL - NORTHBOURNE AVENUE / ALINGA STREET	SHEET 12
S210-ACM-DRW-CIV-AL-0201	TYPICAL KERB DETAILS	SHEET 1
S210-ACM-DRW-CIV-AL-0202	TYPICAL KERB DETAILS	SHEET 2
S210-ACM-DRW-CIV-AL-0203	TYPICAL KERB TRANSITION DETAILS	SHEET 1
S210-ACM-DRW-CIV-AL-0205	ONROAD / OFF ROAD CYCLEWAY TRANSITION DETAILS	SHEET 1
S210-ACM-DRW-CIV-AL-0206	ONROAD / OFF ROAD CYCLEWAY TRANSITION DETAILS	SHEET 2
S210-ACM-DRW-CIV-AL-0210	CFT AND RAISED PEDESTRIAN CROSSINGS	SHEET 1
S210-ACM-DRW-CIV-AL-0211	CFT AND RAISED PEDESTRIAN CROSSINGS	SHEET 2

DRAWING INDEX		
DRAWING NUMBER	DESCRIPTION	
	PACKAGE 10 - CIVIL	
	ALIGNMENT	
S210-ACM-DRW-CIV-AL-0212	CFT AND RAISED PEDESTRIAN CROSSINGS	SHEET 3
S210-ACM-DRW-CIV-AL-0213	CFT AND RAISED PEDESTRIAN CROSSINGS	SHEET 4
S210-ACM-DRW-CIV-AL-0321	LONGITUDINAL SECTION MC1A20	SHEET 1
S210-ACM-DRW-CIV-AL-0322	LONGITUDINAL SECTION MC1A20	SHEET 2
S210-ACM-DRW-CIV-AL-0323	LONGITUDINAL SECTION MC1A20	SHEET 3
S210-ACM-DRW-CIV-AL-0324	LONGITUDINAL SECTION MC1A20	SHEET 4
S210-ACM-DRW-CIV-AL-0325	LONGITUDINAL SECTION MC1A20	SHEET 5
S210-ACM-DRW-CIV-AL-0326	LONGITUDINAL SECTION MC1A20	SHEET 6
S210-ACM-DRW-CIV-AL-0327	LONGITUDINAL SECTION MC1A20	SHEET 7
S210-ACM-DRW-CIV-AL-0328	LONGITUDINAL SECTION MC1A20	SHEET 8
S210-ACM-DRW-CIV-AL-0329	LONGITUDINAL SECTION MC1A20	SHEET 9
S210-ACM-DRW-CIV-AL-0330	LONGITUDINAL SECTION MC1A20	SHEET 10
S210-ACM-DRW-CIV-AL-0341	LONGITUDINAL SECTION MC1B20	SHEET 1
S210-ACM-DRW-CIV-AL-0342	LONGITUDINAL SECTION MC1B20	SHEET 2
S210-ACM-DRW-CIV-AL-0343	LONGITUDINAL SECTION MC1B20	SHEET 3
S210-ACM-DRW-CIV-AL-0344	LONGITUDINAL SECTION MC1B20	SHEET 4
S210-ACM-DRW-CIV-AL-0345	LONGITUDINAL SECTION MC1B20	SHEET 5
S210-ACM-DRW-CIV-AL-0346	LONGITUDINAL SECTION MC1B20	SHEET 6
S210-ACM-DRW-CIV-AL-0347	LONGITUDINAL SECTION MC1B20	SHEET 7
S210-ACM-DRW-CIV-AL-0348	LONGITUDINAL SECTION MC1B20	SHEET 8
S210-ACM-DRW-CIV-AL-0349	LONGITUDINAL SECTION MC1B20	SHEET 9
S210-ACM-DRW-CIV-AL-0350	LONGITUDINAL SECTION MC1B20	SHEET 10
S210-ACM-DRW-CIV-AL-0351	LONGITUDINAL SECTION MC1B20	SHEET 11
S210-ACM-DRW-CIV-AL-0361	LONGITUDINAL SECTION MC1A10	SHEET 1
S210-ACM-DRW-CIV-AL-0362	LONGITUDINAL SECTION MC1A10	SHEET 2
S210-ACM-DRW-CIV-AL-0366	LONGITUDINAL SECTION MC1B10	SHEET 1
S210-ACM-DRW-CIV-AL-0367	LONGITUDINAL SECTION MC1B10	SHEET 2
S210-ACM-DRW-CIV-AL-0371	LONGITUDINAL SECTION MC1D10	SHEET 1
S210-ACM-DRW-CIV-AL-0376	LONGITUDINAL SECTION MC1D20	SHEET 1
S210-ACM-DRW-CIV-AL-0377	LONGITUDINAL SECTION MC1D20	SHEET 2
S210-ACM-DRW-CIV-AL-0381	LONGITUDINAL SECTION MC12A20	SHEET 1
S210-ACM-DRW-CIV-AL-0382	LONGITUDINAL SECTION MC12A20	SHEET 2
S210-ACM-DRW-CIV-AL-0383	LONGITUDINAL SECTION MC12A20	SHEET 3
S210-ACM-DRW-CIV-AL-0384	LONGITUDINAL SECTION MC12A20	SHEET 4
S210-ACM-DRW-CIV-AL-0385	LONGITUDINAL SECTION MC12A20	SHEET 5
S210-ACM-DRW-CIV-AL-0391	LONGITUDINAL SECTION MC12B20	SHEET 1
S210-ACM-DRW-CIV-AL-0392	LONGITUDINAL SECTION MC12B20	SHEET 2
S210-ACM-DRW-CIV-AL-0393	LONGITUDINAL SECTION MC12B20	SHEET 3
S210-ACM-DRW-CIV-AL-0394	LONGITUDINAL SECTION MC12B20	SHEET 4
S210-ACM-DRW-CIV-AL-0395	LONGITUDINAL SECTION MC12B20	SHEET 5

NOT FOR CONSTRUCTION

AMD	DESCRIPTION	DESIGNER SIGN./DATE	VERIFIED SIGN./DATE	APPROVED SIGN./DATE
G	APPROVALS ISSUE	JV 10.02.23	JM 10.02.23	JP 10.02.23
F	APPROVALS ISSUE	JV 16.12.22	JM 16.12.22	JP 16.12.22

CO-ORDINATE SYSTEM: STROMLO | HEIGHT DATUM: AHD | SCALE: AS SHOWN

ACT Government – Major Projects Canberra

This drawing is confidential and shall only be used for the purpose of this project.
The signing of this title block confirms the design and drafting of this project have been prepared and checked in accordance with the Canberra Light Rail Stage 2 quality assurance system to ISO 9001:2015

AECOM
AECOM Australia Pty Ltd
A.B.N. 20 093 846 925

DRAWN S NAIDU
DESIGNED J VAN DEN DUNGEN
DRG CHECK S WAN
DESIGN CHECK B OU
APPROVED J PETERS

CANBERRA LIGHT RAIL 2A
ALIGNMENT
COVER SHEET AND DRAWING INDEX

DESIGN LOT No: S210-STAGE 2A | SHEET: 01 OF 02 | A1
STATUS: APPROVALS ISSUE | ©
DRG No. S210-ACM-DRW-CIV-AL-0001 | EDMS No. | G

SCALE @ A1

DRAWING COLOUR CODED - PRINT ALL COPIES IN COLOUR

DF 801*554

Plotted by:GRIVASA
Plot Date & Time: 2/10/2023 7:54 AM
File Plotted:S210-ACM-DRW-CIV-RW-0001
C:\pwwork\ng\aecom_ds12_au\arthur.grivas\d0142029\S210-ACM-DRW-CIV-AL-0001.dwg

CANBERRA LIGHT RAIL 2A
ALIGNMENT

DRAWING INDEX		
DRAWING NUMBER	DESCRIPTION	
	PACKAGE 10 - CIVIL	
	ALIGNMENT	
S210-ACM-DRW-CIV-AL-0401	CROSS SECTIONS - MC1C10	SHEET 1
S210-ACM-DRW-CIV-AL-0402	CROSS SECTIONS - MC1C10	SHEET 2
S210-ACM-DRW-CIV-AL-0403	CROSS SECTIONS - MC1C10	SHEET 3
S210-ACM-DRW-CIV-AL-0404	CROSS SECTIONS - MC1C10	SHEET 4
S210-ACM-DRW-CIV-AL-0405	CROSS SECTIONS - MC1C10	SHEET 5
S210-ACM-DRW-CIV-AL-0406	CROSS SECTIONS - MC1C10	SHEET 6
S210-ACM-DRW-CIV-AL-0407	CROSS SECTIONS - MC1C10	SHEET 7
S210-ACM-DRW-CIV-AL-0408	CROSS SECTIONS - MC1C10	SHEET 8
S210-ACM-DRW-CIV-AL-0409	CROSS SECTIONS - MC1C10	SHEET 9
S210-ACM-DRW-CIV-AL-0410	CROSS SECTIONS - MC1C10	SHEET 10
S210-ACM-DRW-CIV-AL-0411	CROSS SECTIONS - MC1C10	SHEET 11
S210-ACM-DRW-CIV-AL-0412	CROSS SECTIONS - MC1C10	SHEET 12
S210-ACM-DRW-CIV-AL-0413	CROSS SECTIONS - MC1C10	SHEET 13
S210-ACM-DRW-CIV-AL-0414	CROSS SECTIONS - MC1C10	SHEET 14
S210-ACM-DRW-CIV-AL-0415	CROSS SECTIONS - MC1C10	SHEET 15
S210-ACM-DRW-CIV-AL-0416	CROSS SECTIONS - MC1C10	SHEET 16
S210-ACM-DRW-CIV-AL-0417	CROSS SECTIONS - MC1C10	SHEET 17
S210-ACM-DRW-CIV-AL-0418	CROSS SECTIONS - MC1C10	SHEET 18
S210-ACM-DRW-CIV-AL-0419	CROSS SECTIONS - MC1C10	SHEET 19
S210-ACM-DRW-CIV-AL-0420	CROSS SECTIONS - MC1C10	SHEET 20
S210-ACM-DRW-CIV-AL-0421	CROSS SECTIONS - MC1C10	SHEET 21
S210-ACM-DRW-CIV-AL-0422	CROSS SECTIONS - MC1C10	SHEET 22
S210-ACM-DRW-CIV-AL-0423	CROSS SECTIONS - MC1C10	SHEET 23
S210-ACM-DRW-CIV-AL-0424	CROSS SECTIONS - MC1C10	SHEET 24
S210-ACM-DRW-CIV-AL-0425	CROSS SECTIONS - MC1C10	SHEET 25
S210-ACM-DRW-CIV-AL-0426	CROSS SECTIONS - MC1C10	SHEET 26
S210-ACM-DRW-CIV-AL-0427	CROSS SECTIONS - MC1C10	SHEET 27
S210-ACM-DRW-CIV-AL-0428	CROSS SECTIONS - MC1C10	SHEET 28
S210-ACM-DRW-CIV-AL-0429	CROSS SECTIONS - MC1C10	SHEET 29
S210-ACM-DRW-CIV-AL-0430	CROSS SECTIONS - MC1C10	SHEET 30
S210-ACM-DRW-CIV-AL-0431	CROSS SECTIONS - MC1C10	SHEET 31
S210-ACM-DRW-CIV-AL-0432	CROSS SECTIONS - MC1C10	SHEET 32
S210-ACM-DRW-CIV-AL-0433	CROSS SECTIONS - MC1C10	SHEET 33
S210-ACM-DRW-CIV-AL-0434	CROSS SECTIONS - MC1C10	SHEET 34
S210-ACM-DRW-CIV-AL-0435	CROSS SECTIONS - MC1C10	SHEET 35
S210-ACM-DRW-CIV-AL-0436	CROSS SECTIONS - MC1C10	SHEET 36
S210-ACM-DRW-CIV-AL-0437	CROSS SECTIONS - MC1C10	SHEET 37
S210-ACM-DRW-CIV-AL-0438	CROSS SECTIONS - MC1C10	SHEET 38
S210-ACM-DRW-CIV-AL-0439	CROSS SECTIONS - MC1C10	SHEET 39

DRAWING INDEX		
DRAWING NUMBER	DESCRIPTION	
	PACKAGE 10 - CIVIL	
	ALIGNMENT	
S210-ACM-DRW-CIV-AL-0451	CROSS SECTIONS - MC1A10	SHEET 1
S210-ACM-DRW-CIV-AL-0452	CROSS SECTIONS - MC1A10	SHEET 2
S210-ACM-DRW-CIV-AL-0453	CROSS SECTIONS - MC1A10	SHEET 3
S210-ACM-DRW-CIV-AL-0454	CROSS SECTIONS - MC1A10	SHEET 4
S210-ACM-DRW-CIV-AL-0455	CROSS SECTIONS - MC1A10	SHEET 5
S210-ACM-DRW-CIV-AL-0456	CROSS SECTIONS - MC1A10	SHEET 6
S210-ACM-DRW-CIV-AL-0461	CROSS SECTIONS - MC1D20	SHEET 1
S210-ACM-DRW-CIV-AL-0462	CROSS SECTIONS - MC1D20	SHEET 2
S210-ACM-DRW-CIV-AL-0463	CROSS SECTIONS - MC1D20	SHEET 3
S210-ACM-DRW-CIV-AL-0464	CROSS SECTIONS - MC1D20	SHEET 4
S210-ACM-DRW-CIV-AL-0465	CROSS SECTIONS - MC1D20	SHEET 5

NOT FOR CONSTRUCTION

AMD	DESCRIPTION	DESIGNER SIGN./DATE	VERIFIED SIGN./DATE	APPROVED SIGN./DATE
G	APPROVALS ISSUE	JV 10.02.23	JM 10.02.23	JP 10.02.23
F	APPROVALS ISSUE	JV 16.12.22	JM 16.12.22	JP 16.12.22

CO-ORDINATE SYSTEM: STROMLO | HEIGHT DATUM: AHD | SCALE: AS SHOWN

ACT Government – Major Projects Canberra

This drawing is confidential and shall only be used for the purpose of this project.
The signing of this title block confirms the design and drafting of this project have been prepared and checked in accordance with the Canberra Light Rail Stage 2 quality assurance system to ISO 9001:2015

AECOM
AECOM Australia Pty Ltd
A.B.N. 20 093 846 925

DRAWN S NAIDU
DESIGNED J VAN DEN DUNGEN
DRG CHECK S WAN
DESIGN CHECK S WAN
APPROVED J PETERS

CANBERRA LIGHT RAIL 2A
ALIGNMENT
COVER SHEET AND DRAWING INDEX

SHEET 1

DESIGN LOT No: S210-STAGE 2A | SHEET: 02 OF 02 | A1
STATUS: APPROVALS ISSUE | ©
DRG No. S210-ACM-DRW-CIV-AL-0002 | EDMS No. | G

DF 801*554

SCALE @ A1

DRAWING COLOUR CODED - PRINT ALL COPIES IN COLOUR

C:\pwworking\aecom_ds12_au\arthur.grivas@aecom.com\d0142029\S210-ACM-DRW-CIV-AL-0002.dwg
File Plotted:S210-ACM-DRW-CIV-AL-0002
Plot Date & Time: 2/10/2023 7:54 AM
Plotted by:GRIVASA

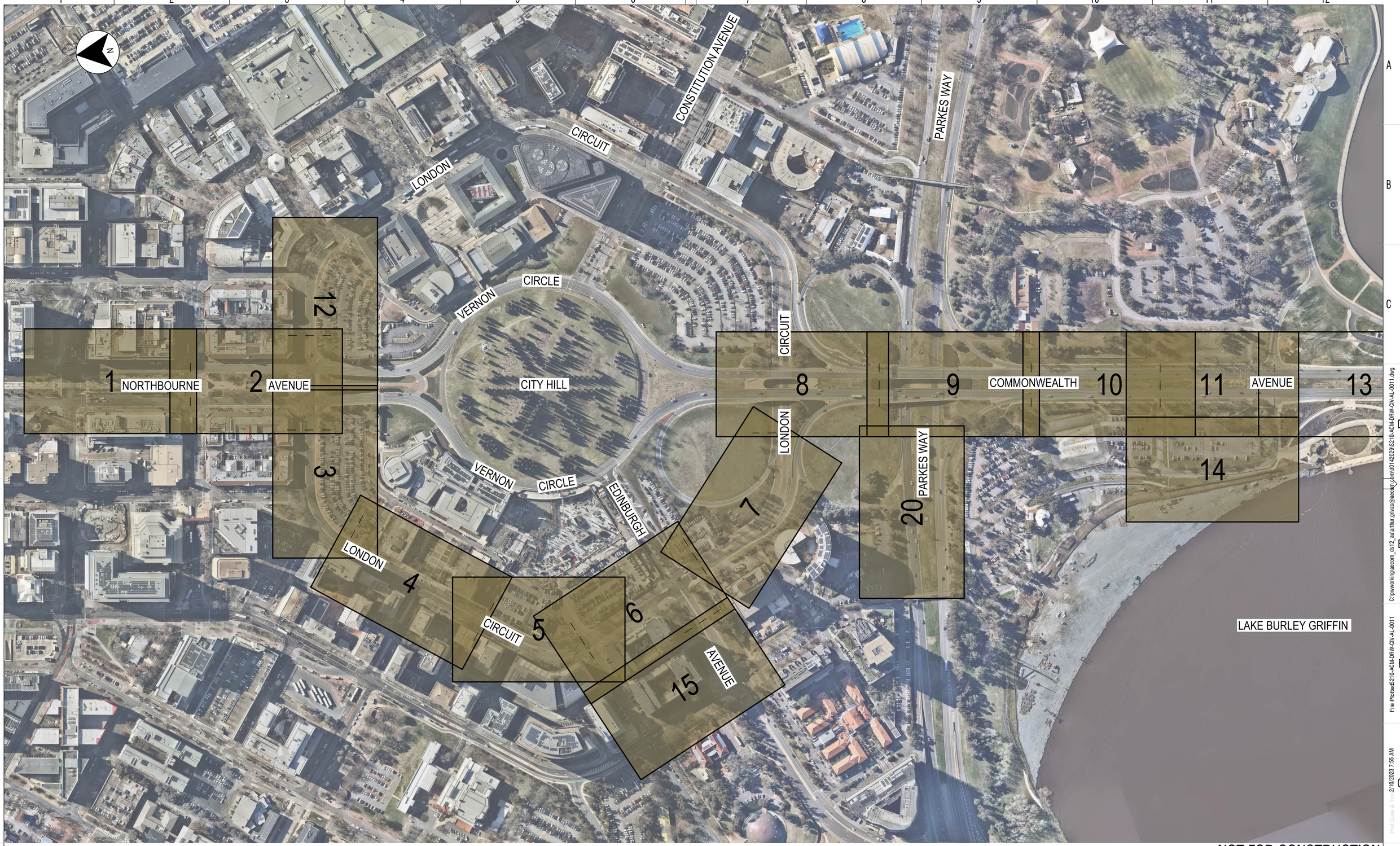

NOT FOR CONSTRUCTION

AMD	DESCRIPTION	DESIGNER SIGN./DATE	VERIFIED SIGN./DATE	APPROVED SIGN./DATE
G	APPROVALS ISSUE	JV 10.02.23	JM 10.02.23	JP 10.02.23
F	APPROVALS ISSUE	JV 16.12.22	JM 16.12.22	JP 16.12.22

CO-ORDINATE SYSTEM: STROMLO | HEIGHT DATUM: AHD | SCALE: AS SHOWN

20 0 20 40 60 80m
1 : 2000 FULL SIZE A1
SCALE @ A1

DRAWING COLOUR CODED - PRINT ALL COPIES IN COLOUR

ACT Government
Major Projects Canberra

This drawing is confidential and shall only be used for the purpose of this project.
The signing of this title block confirms the design and drafting of this project have been prepared and checked in accordance with the Canberra Light Rail Stage 2 quality assurance system to ISO 9001:2015

AECOM
AECOM Australia Pty Ltd
A.B.N. 20 093 846 925

DRAWN S NAIDU
DESIGNED J VAN DEN DUNGEN
DRG CHECK S WAN
DESIGN CHECK S WAN
APPROVED J PETERS

CANBERRA LIGHT RAIL 2A
ALIGNMENT
KEY PLAN

SHEET 2

DESIGN LOT No: S210-STAGE 2A | SHEET: 01 OF 01 | A1
STATUS: APPROVALS ISSUE ©
DRG No. S210-ACM-DRW-CIV-AL-0011 | EDMS No. | G

DF 801*554

Plot Date & Time 2/10/2023 7:55 AM
File Plotted:S210-ACM-DRW-CIV-AL-0011
C:\pwworking\aecom_ds12_au\arthur.ginvas@aecom.com\d0142029\S210-ACM-DRW-GW-AL-0011.dwg
Plotted by:GRIVASA

GENERAL NOTES:

1. ALL DIMENSIONS ARE IN METRES UNLESS SHOWN OTHERWISE. ALL LEVELS ARE IN METRES TO AHD. CHAINAGES, GEOMETRY AND COORDINATES ARE EXPRESSED IN METRES.
2. THIS PACKAGE CONTAINS DRAWINGS FOR PACKAGE 10.01 - ROADS ALIGNMENT.
3. OTHER PACKAGES PROPOSED DESIGNS ARE SHOWN INDICATIVELY FOR INFORMATION.
4. THE LOCATION OF EXISTING UTILITIES DEPICTED ON THE DRAWINGS IS INDICATIVE ONLY. THE CONSTRUCTION TEAM IS REQUIRED TO VERIFY THE LOCATION OF ALL EXISTING UTILITIES PRIOR TO THE COMMENCEMENT OF WORK.
5. FOR OVERALL GENERAL ARRANGEMENT PLANS AND TYPICAL SECTIONS REFER TO DRAWING PACKAGE 05 - GENERAL ARRANGEMENT.
6. FOR DRAINAGE PLANS REFER TO DRAWING PACKAGE 20 - FLOODING AND DRAINAGE.
7. FOR SIGNAGE AND LINEMARKING PLANS REFER TO DRAWING PACKAGE 25 - SIGNALLING AND CONTROL.
8. KERBS AFFECTED DUE TO UTILITY RELOCATIONS ARE TO BE REINSTATED. THE D & C CONTRACTOR TO CONFIRM KERB EXTENTS.

HORIZONTAL ALIGNMENT / SETTING OUT

1. THE CO-ORDINATE SYSTEM USED IN ALL DRAWINGS IS THE CANBERRA MAP GRID (STROMLO). 200,000 EAST, 600,000 NORTH.
2. CHAINAGES ORIGINATE FROM THE START OF EACH CONTROL LINE.

VERTICAL ALIGNMENT

1. HEIGHT DATUM: AUSTRALIAN HEIGHT DATUM (A.H.D.).
2. ALL VERTICAL CURVES DESIGNED AS CUBIC PARABOLAS.

NOT FOR CONSTRUCTION

AMD	DESCRIPTION	DESIGNER SIGN./DATE	VERIFIED SIGN./DATE	APPROVED SIGN./DATE
F	APPROVALS ISSUE	JV 16.12.22	JM 16.12.22	JP 16.12.22

CO-ORDINATE SYSTEM: STROMLO | HEIGHT DATUM: AHD | SCALE: AS SHOWN

ACT government — Major Projects Canberra

This drawing is confidential and shall only be used for the purpose of this project.
The signing of this title block confirms the design and drafting of this project have been prepared and checked in accordance with the Canberra Light Rail Stage 2 quality assurance system to ISO 9001:2015

AECOM
AECOM Australia Pty Ltd
A.B.N. 20 093 846 925

DRAWN S NAIDU
DESIGNED J VAN DEN DUNGEN
DRG CHECK S WAN
DESIGN CHECK S WAN
APPROVED J PETERS

CANBERRA LIGHT RAIL 2A
ALIGNMENT
GENERAL NOTES

DESIGN LOT No: S210-STAGE 2A | SHEET: 01 OF 01 | A1
STATUS: APPROVALS ISSUE | ©
DRG No. S210-ACM-DRW-CIV-AL-0015 | EDMS No. | F

SCALE @ A1

DRAWING COLOUR CODED - PRINT ALL COPIES IN COLOUR

DF 801*554

C:\pwworking\aecom_ds12_au\arthur.grivas@aecom.com\d0142029\S210-ACM-DRW-CIV-AL-0015.dwg
File Plotted:S210-ACM-DRW-CIV-AL-0015
Plot Date & Time: 2/10/2023 7:55 AM
Plotted by:GRIVASA

LEGEND

EXISTING

- CADASTRAL BOUNDARY
- KERB / EDGE OF BITUMEN
- DRAFT S63 EDP BOUNDARY
- EPBC BOUNDARY
- DA/WA BOUNDARY
- EXISTING TREE TO BE RETAINED
- EXISTING LAMP/STREETLIGHT
- EXISTING TRACK ALIGNMENT
- EXISTING MANHOLE
- EXISTING SUMP
- EXISTING GRATED PIT
- EXISTING HEADWALL

PROPOSED WORKS

- PROPOSED CADASTRAL BOUNDARY
- CONTROL LINE
- KG / KO — KERB AND GUTTER / KERB ONLY
- MKG / MK — MOUNTABLE KERB & GUTTER / MOUNTABLE KERB
- OCI — OPEN CHANNEL INVERT
- M-KO / MW-MK — MODIFIED KERB ONLY / MODIFIED WIDE MOUNTABLE KERB
- M-KG / M-FK — MODIFIED KERB & GUTTER / MODIFIED FLUSH KERB
- M-OCI / BKG — MODIFIED OPEN CHANNEL INVERT / BLUE STONE KERB AND GUTTER
- BFK / BKO — BLUESTONE FLUSH KERB / BLUESTONE KERB ONLY
- BIK / M-KG2 — BLUESTONE ISLAND KERB / MODIFIED KERB & GUTTER 200mm HIGH
- KERB RAMP
- RETAINING WALL
- PEDESTRIAN FENCE
- PROPOSED TREES REFER LANDSCAPING PACKAGE
- PROPOSED TGSI
- CYCLIST ON\OFF ROAD TRANSITION RAMP
- MCXXXX — CONTROL LINE TAG

TRACK AND RAIL SYSTEMS

- DKE / RAIL / DKE / RAIL / DKE — TRACK ALIGNMENT
- FUTURE RAIL ALIGNMENT
- WSC — WAYSIDE CABINET
- MSB — MAIN SWITCHBOARD
- ARRESTOR BED

TRAFFIC CONTROL SIGNALS - INFRASTRUCTURE & CABLES

- EXISTING TCS POST
- NEW PEDESTAL REFER TCD DRAWINGS FOR DETAILS
- NEW COMBINED USE POLE REFER LIGHTING AND TCD DRAWINGS FOR DETAILS
- NEW TCS POST WITH MAST ARM REFER LIGHTING AND TCD DRAWINGS FOR DETAILS
- JUNCTION BOX (JBR)
- JC-1 PIT BOX
- NEW TRAFFIC SIGNAL CONTROLLER CABINET

STREET LIGHTING

- E — NEW STREET LIGHTING PIT
- ECCx — STREET LIGHTING CONTROL CUBICLE
- LAMP/STREETLIGHT REFER LIGHTING DRAWINGS FOR DETAILS
- RELOCATED STREETLIGHT REFER LIGHTING DRAWINGS FOR DETAILS

STORMWATER DRAINAGE

- ACT SPECIAL CHAMBERED MANHOLE
- ACT STANDARD MANHOLE
- ACT TYPE QS SUMP SINGLE
- ACT TYPE R SUMP SINGLE
- ACT TYPE R SUMP DOUBLE
- ACT TYPE KI SUMP (NSW GRATE)
- SWALE / CATCH DRAIN
- TfNSW TYPE MGSG SUMP
- TfNSW TYPE MGDG SUMP
- ACT PLANTATION SUMP SINGLE
- ACT PLANTATION SUMP DOUBLE
- PASSIVE IRRIGATION INLET PITS
- TRACK DRAIN
- PROPOSED GRATED DRAIN
- RODDING POINT

SCALE @ A1

DRAWING COLOUR CODED - PRINT ALL COPIES IN COLOUR

AMD	DESCRIPTION	DESIGNER SIGN./DATE	VERIFIED SIGN./DATE	APPROVED SIGN./DATE
F	APPROVALS ISSUE	JV 16.12.22	JM 16.12.22	JP 16.12.22

CO-ORDINATE SYSTEM: STROMLO | HEIGHT DATUM: AHD | SCALE: AS SHOWN

ACT Government — Major Projects Canberra

This drawing is confidential and shall only be used for the purpose of this project.
The signing of this title block confirms the design and drafting of this project have been prepared and checked in accordance with the Canberra Light Rail Stage 2 quality assurance system to ISO 9001:2015

AECOM
AECOM Australia Pty Ltd
A.B.N. 20 093 846 925

DRAWN S NAIDU
DESIGNED J VAN DEN DUNGEN
DRG CHECK S WAN
DESIGN CHECK S WAN
APPROVED J PETERS

NOT FOR CONSTRUCTION

CANBERRA LIGHT RAIL 2A

ALIGNMENT
LEGEND

DESIGN LOT No:	S210-STAGE 2A	SHEET:	01 OF 01	A1
STATUS:	APPROVALS ISSUE			©
DRG No.	S210-ACM-DRW-CIV-AL-0020	EDMS No.		F

DF 801*554

C:\pwworking\aecom_ds12_au\arthur.grivas@aecom.com\d0142029\S210-ACM-DRW-CIV-AL-0020.dwg
File Plotted6210-ACM-DRW-CIV-AL-0020
Plot Date & Time 2/10/2023 7:55 AM
Plotted by:GRIVASA

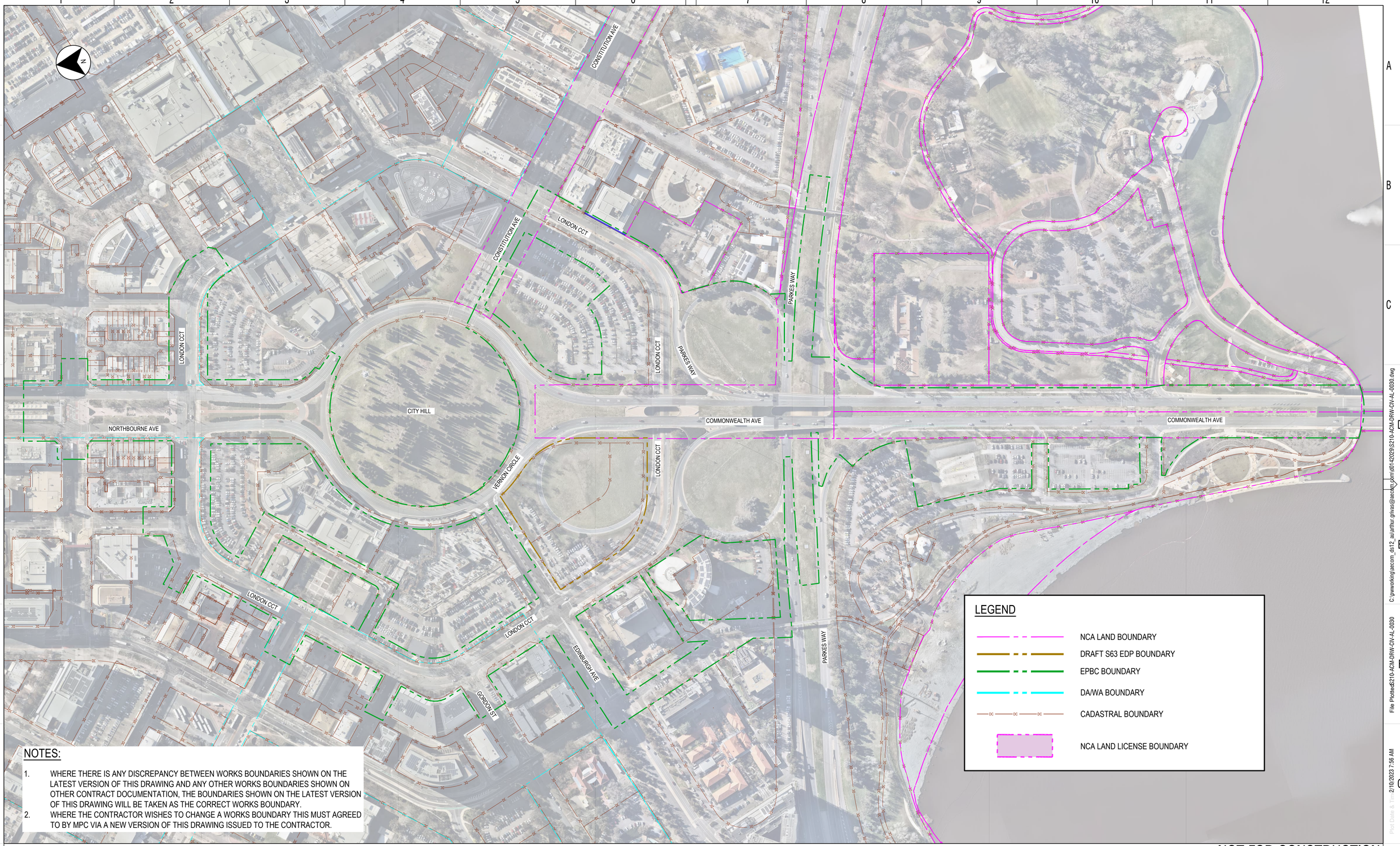

NOTES:

1. WHERE THERE IS ANY DISCREPANCY BETWEEN WORKS BOUNDARIES SHOWN ON THE LATEST VERSION OF THIS DRAWING AND ANY OTHER WORKS BOUNDARIES SHOWN ON OTHER CONTRACT DOCUMENTATION, THE BOUNDARIES SHOWN ON THE LATEST VERSION OF THIS DRAWING WILL BE TAKEN AS THE CORRECT WORKS BOUNDARY.
2. WHERE THE CONTRACTOR WISHES TO CHANGE A WORKS BOUNDARY THIS MUST AGREED TO BY MPC VIA A NEW VERSION OF THIS DRAWING ISSUED TO THE CONTRACTOR.

20 0 20 40 60 80m
1 : 2000 FULL SIZE A1
SCALE @ A1

DRAWING COLOUR CODED - PRINT ALL COPIES IN COLOUR

NOT FOR CONSTRUCTION

AMD	DESCRIPTION	DESIGNER SIGN./DATE	VERIFIED SIGN./DATE	APPROVED SIGN./DATE
B	APPROVALS ISSUE	JV 16.12.22	JM 16.12.22	JP 16.12.22
A	CO-ORDINATION SET - WORK IN PROGRESS	JV 04.11.22	JM 04.11.22	JP 04.11.22

CO-ORDINATE SYSTEM: STROMLO | HEIGHT DATUM: AHD | SCALE: AS SHOWN

ACT Government
Major Projects Canberra

This drawing is confidential and shall only be used for the purpose of this project.
The signing of this title block confirms the design and drafting of this project have been prepared and checked in accordance with the Canberra Light Rail Stage 2 quality assurance system to ISO 9001:2015

AECOM
AECOM Australia Pty Ltd
A.B.N. 20 093 846 925

DRAWN A GRIVAS
DESIGNED J VAN DEN DUNGEN
DRG CHECK S WAN
DESIGN CHECK S WAN
APPROVED J PETERS

CANBERRA LIGHT RAIL 2A

ALIGNMENT

STAGE 2A WORKS BOUNDARY AND NATIONAL CAPITAL AUTHORITY (NCA) LAND

DESIGN LOT No: S210-STAGE 2A | SHEET: 01 OF 01 | A1
STATUS: APPROVALS ISSUE | ©
DRG No. S210-ACM-DRW-CIV-AL-0030 | EDMS No. | B

DF 801*554

Plotted by:GRIVASA
Plot Date & Time: 2/10/2023 7:56 AM
File Plotted:S210-ACM-DRW-CIV-AL-0030
C:\pwworking\aecom_ds12_au\arthur.grivas@aecom.com\d0142029\S210-ACM-DRW-CIV-AL-0030.dwg

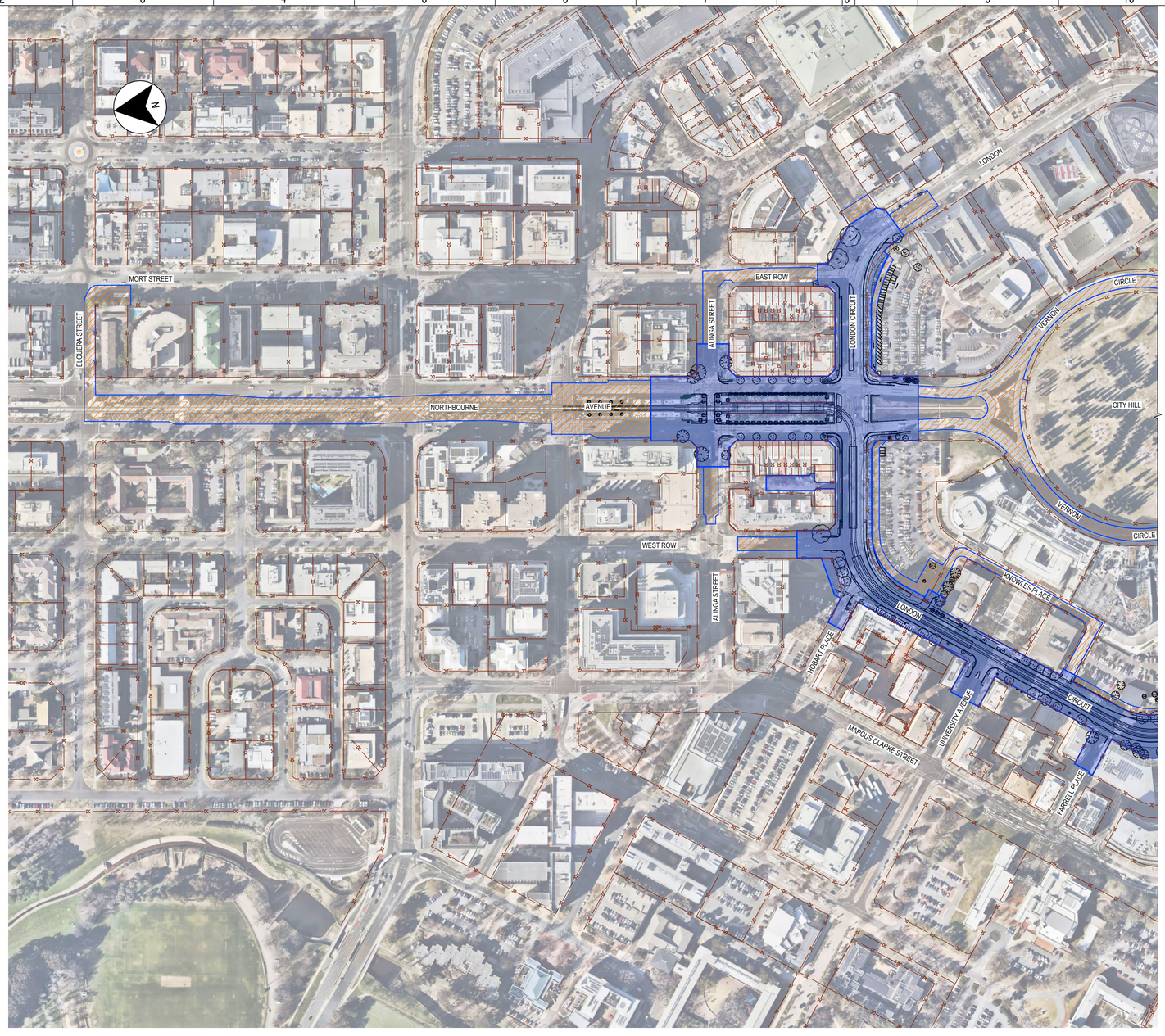

FOR CONTINUATION - REFER DRAWING S210-ACM-DRW-CIV-AL-0051

DELIVERY PHASE AREA LEGEND

- PERMANENT WORKS
- SITE COMPOUND
- TEMPORARY WORKS

NOTES:

1. WHERE THERE IS ANY DISCREPANCY BETWEEN WORKS BOUNDARIES SHOWN ON THE LATEST VERSION OF THIS DRAWING AND ANY OTHER WORKS BOUNDARIES SHOWN ON OTHER CONTRACT DOCUMENTATION, THE BOUNDARIES SHOWN ON THE LATEST VERSION OF THIS DRAWING WILL BE TAKEN AS THE CORRECT WORKS BOUNDARY.
2. WHERE THE CONTRACTOR WISHES TO CHANGE A WORKS BOUNDARY THIS MUST AGREED TO BY MPC VIA A NEW VERSION OF THIS DRAWING ISSUED TO THE CONTRACTOR.

20 0 20 40 60 80m
1 : 2000 FULL SIZE A1

SCALE @ A1

DRAWING COLOUR CODED - PRINT ALL COPIES IN COLOUR

NOT FOR CONSTRUCTION

A	APPROVALS ISSUE	EA 10.02.23	JM 10.02.23	JP 10.02.23
AMD	DESCRIPTION	DESIGNER SIGN./DATE	VERIFIED SIGN./DATE	APPROVED SIGN./DATE

CO-ORDINATE SYSTEM: STROMLO | HEIGHT DATUM: AHD | SCALE: AS SHOWN

ACT Government – Major Projects Canberra

This drawing is confidential and shall only be used for the purpose of this project.
The signing of this title block confirms the design and drafting of this project have been prepared and checked in accordance with the Canberra Light Rail Stage 2 quality assurance system to ISO 9001:2015

AECOM Australia Pty Ltd
A.B.N. 20 093 846 925

DRAWN A GRIVAS
DESIGNED E ALCON
DRG CHECK M MYNOTT
DESIGN CHECK S WAN
APPROVED J PETERS

CANBERRA LIGHT RAIL 2A

ALIGNMENT

STAGE 2A DELIVERY PHASE AREA

SHEET 1

DESIGN LOT No: S210-STAGE 2A | SHEET: 01 OF 02 | A1

STATUS: APPROVALS ISSUE ©

DRG No. S210-ACM-DRW-CIV-AL-0050 | EDMS No. | A

File Plotted:S210-ACM-DRW-CIV-AL-0050 C:\pnwan\ken\jacoms_do12_au\arthur.girvas@aecom.com\0142029\S210-ACM-DRW-CIV-AL-0050.dwg
Plot Date & Time: 2/10/2023 10:48 AM
Plotted by:SHAYLA ZAMAN

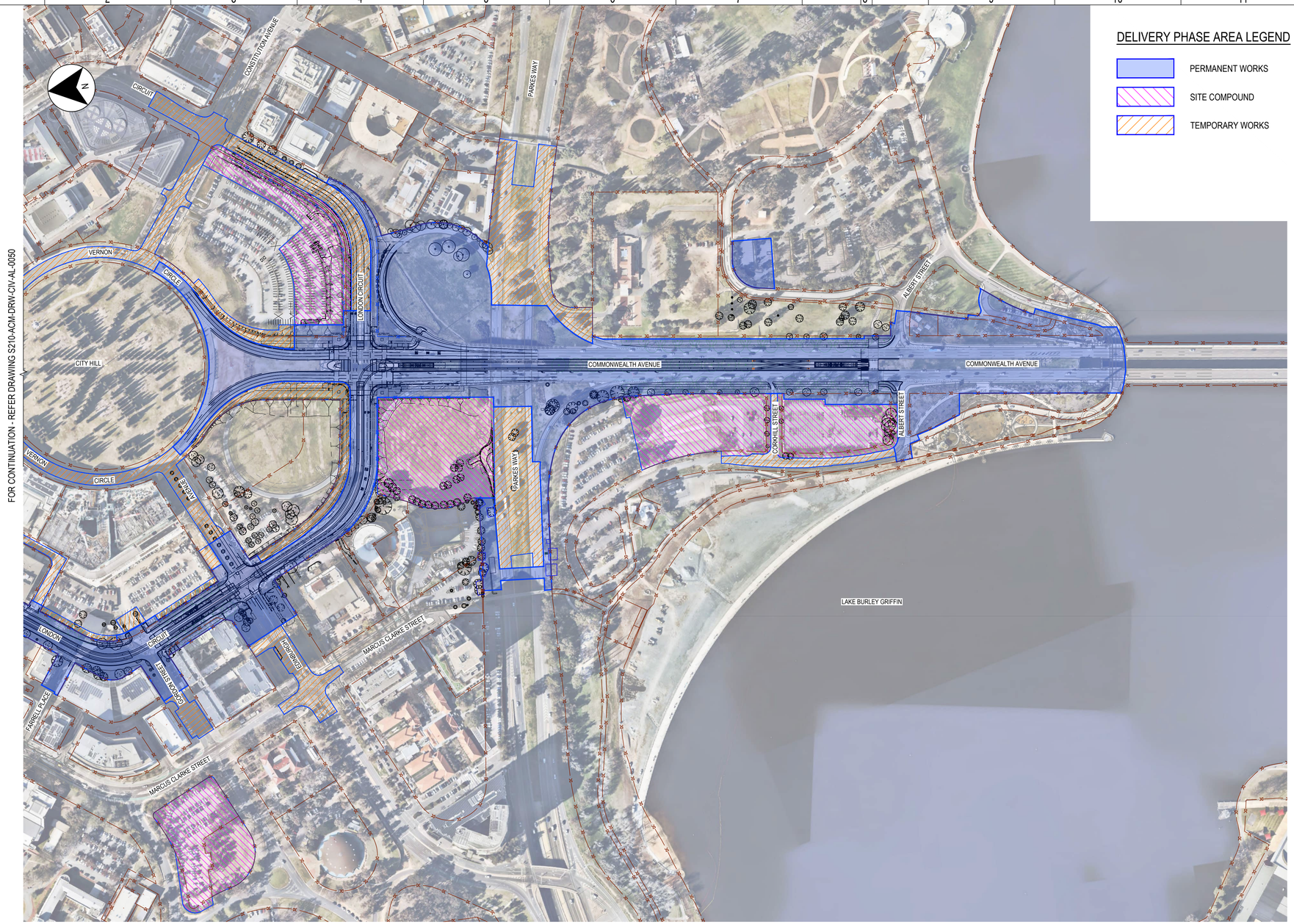

FOR CONTINUATION - REFER DRAWING S210-ACM-DRW-CIV-AL-0050

DELIVERY PHASE AREA LEGEND

- PERMANENT WORKS
- SITE COMPOUND
- TEMPORARY WORKS

NOTES:

1. WHERE THERE IS ANY DISCREPANCY BETWEEN WORKS BOUNDARIES SHOWN ON THE LATEST VERSION OF THIS DRAWING AND ANY OTHER WORKS BOUNDARIES SHOWN ON OTHER CONTRACT DOCUMENTATION, THE BOUNDARIES SHOWN ON THE LATEST VERSION OF THIS DRAWING WILL BE TAKEN AS THE CORRECT WORKS BOUNDARY.
2. WHERE THE CONTRACTOR WISHES TO CHANGE A WORKS BOUNDARY THIS MUST AGREED TO BY MPC VIA A NEW VERSION OF THIS DRAWING ISSUED TO THE CONTRACTOR.

20 0 20 40 60 80m
1 : 2000 FULL SIZE A1
SCALE @ A1

DRAWING COLOUR CODED - PRINT ALL COPIES IN COLOUR

AMD	DESCRIPTION	DESIGNER SIGN./DATE	VERIFIED SIGN./DATE	APPROVED SIGN./DATE
A	APPROVALS ISSUE	EA 10.02.23	JM 10.02.23	JP 10.02.23

CO-ORDINATE SYSTEM: STROMLO | HEIGHT DATUM: AHD | SCALE: AS SHOWN

ACT Government Major Projects Canberra

This drawing is confidential and shall only be used for the purpose of this project.
The signing of this title block confirms the design and drafting of this project have been prepared and checked in accordance with the Canberra Light Rail Stage 2 quality assurance system to ISO 9001;2015

AECOM
AECOM Australia Pty Ltd
A.B.N. 20 093 846 925

DRAWN A GRIVAS
DESIGNED E ALCON
DRG CHECK M MYNOTT
DESIGN CHECK S WAN
APPROVED J PETERS

NOT FOR CONSTRUCTION

CANBERRA LIGHT RAIL 2A
ALIGNMENT
STAGE 2A DELIVERY PHASE AREA

SHEET 2

DESIGN LOT No: S210-STAGE 2A | SHEET: 02 OF 02 | A1
STATUS: APPROVALS ISSUE | ©
DRG No. S210-ACM-DRW-CIV-AL-0051 | EDMS No. | A

C:\pwworking\aecom_ds12_au\arthur.grivas@aecom.com\d0142029\S210-ACM-DRW-CIV-AL-0051.dwg
File Plotted S210-ACM-DRW-CIV-AL-0051
Plot Date & Time 2/10/2023 10:50 AM
Plotted by SHAYLA ZAMAN
DF 80

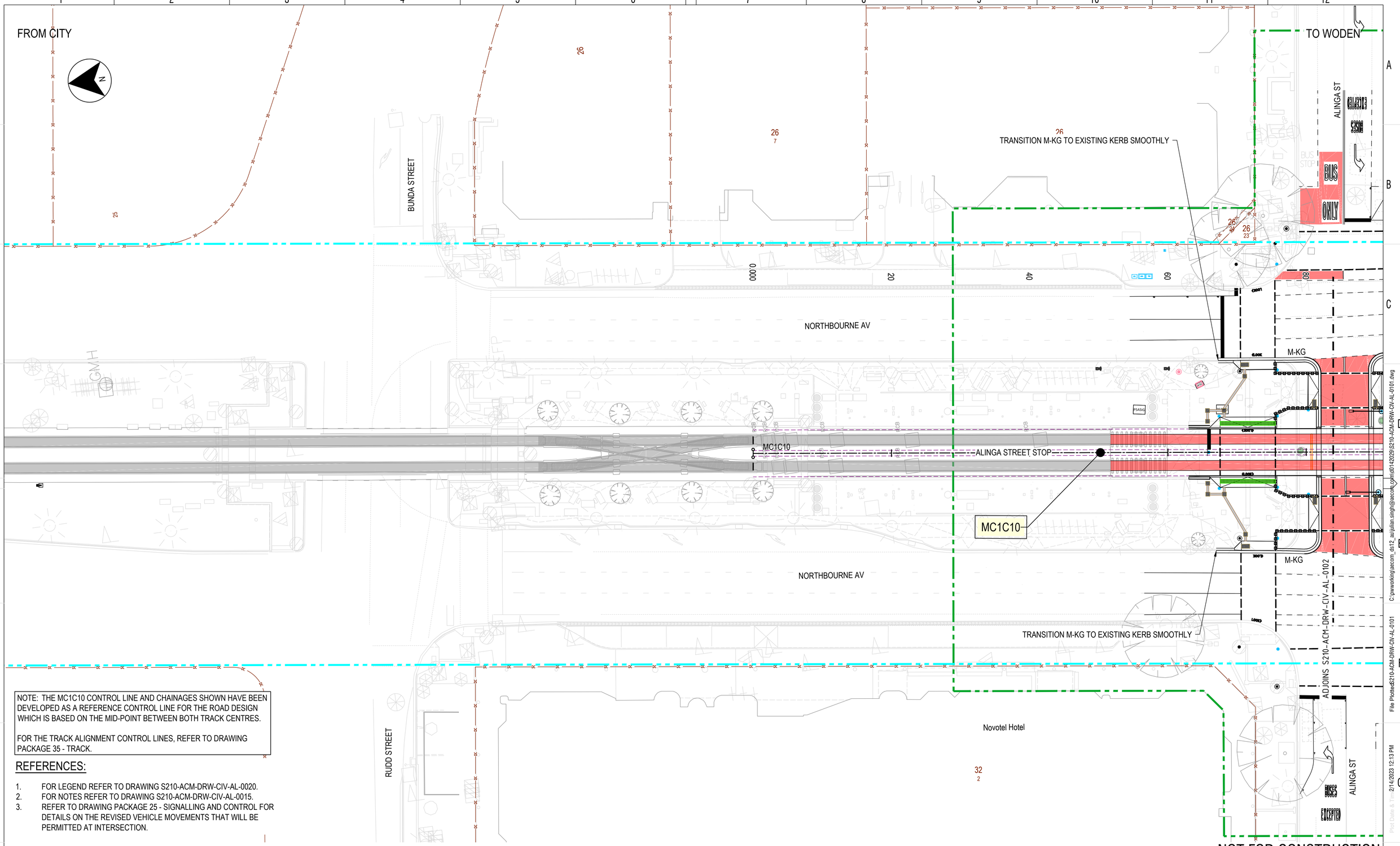

NOTE: THE MC1C10 CONTROL LINE AND CHAINAGES SHOWN HAVE BEEN DEVELOPED AS A REFERENCE CONTROL LINE FOR THE ROAD DESIGN WHICH IS BASED ON THE MID-POINT BETWEEN BOTH TRACK CENTRES.

FOR THE TRACK ALIGNMENT CONTROL LINES, REFER TO DRAWING PACKAGE 35 - TRACK.

REFERENCES:

1. FOR LEGEND REFER TO DRAWING S210-ACM-DRW-CIV-AL-0020.
2. FOR NOTES REFER TO DRAWING S210-ACM-DRW-CIV-AL-0015.
3. REFER TO DRAWING PACKAGE 25 - SIGNALLING AND CONTROL FOR DETAILS ON THE REVISED VEHICLE MOVEMENTS THAT WILL BE PERMITTED AT INTERSECTION.

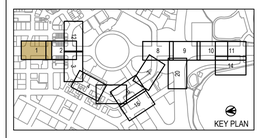

SCALE 1:250 SCALE @ A1

DRAWING COLOUR CODED - PRINT ALL COPIES IN COLOUR

AMD	DESCRIPTION	DESIGNER SIGN./DATE	VERIFIED SIGN./DATE	APPROVED SIGN./DATE
G	APPROVALS ISSUE	JV 10.02.23	JM 10.02.23	JP 10.02.23
F	APPROVALS ISSUE	JV 16.12.22	JM 16.12.22	JP 16.12.22

CO-ORDINATE SYSTEM: STROMLO | HEIGHT DATUM: AHD | SCALE: AS SHOWN

ACT Government Major Projects Canberra

This drawing is confidential and shall only be used for the purpose of this project.
The signing of this title block confirms the design and drafting of this project have been prepared and checked in accordance with the Canberra Light Rail Stage 2 quality assurance system to ISO 9001;2015

AECOM
AECOM Australia Pty Ltd
A.B.N. 20 093 846 925

DRAWN S NAIDU
DESIGNED J VAN DEN DUNGEN
DRG CHECK S WAN
DESIGN CHECK S WAN
APPROVED J PETERS

NOT FOR CONSTRUCTION

CANBERRA LIGHT RAIL 2A

ALIGNMENT
GENERAL ARRANGEMENT
NORTHBOURNE AVENUE/ ALINGA STREET
SHEET 1

DESIGN LOT No: S210-STAGE 2A | SHEET: 01 OF 20 | A1
STATUS: APPROVALS ISSUE | ©
DRG No. S210-ACM-DRW-CIV-AL-0101 | EDMS No. | G

DF 801*554

C:\pwworking\aecom_ds12_au\julian.singh@aecom.com\d0142029\S210-ACM-DRW-CIV-AL-0101.dwg
File Plotted S210-ACM-DRW-CIV-AL-0101
Plot Date & Time 2/14/2023 12:13 PM
Plotted by SINGHJ

FROM CITY

TO WODEN

ADJOINS S210-ACM-DRW-CIV-AL-0112

ALINGA ST

BUS ONLY

BUS STOP

Sydney Building

Melbourne Building

NORTHBOURNE AV

MC1C10

MC1D20

VARYING HEIGHT RETAINING WALL TO INTERFACE VERGE FINISHED LEVELS AND CARPARK

PROVIDE CYCLIST RAMP

PROVIDE CYCLIST PROTECTION ISLAND REFER S210-ACM-DRW-CIV-AL-0202

MATCH TO EXISTING OCI SMOOTHLY

EXISTING CYCLIST RAMP TO BE REINSTATED

EXISTING RED LIGHT SPEED CAMERA TO BE ADJUSTED / RELOCATED

EXISTING LANE WIDTHS ON NORTHBOURNE AVE TO REMAIN

TRANSITION M-KG TO EXISTING KERB SMOOTHLY

RETAIN EXISTING KERB & GUTTER

PROPOSED RETAINING WALL FOR DETAILS REFER DP 55 RETAINING WALL PACKAGE

PROPOSED SWALE FOR DETAILS REFER DP 20 DRAINAGE PACKAGE

PROPOSED CASTELLATED KERBS. REFER TO S210-ACM-DRW-CIV-AL-0201 FOR FURTHER INFORMATION

SEE REFERENCE 3

TRANSITION KERB TO EXISTING MK

MATCH TO EXISTING KERB SMOOTHLY

PROVIDE CYCLIST RAMP

ADJOINS S210-ACM-DRW-CIV-AL-0103

NOTE: THE MC1C10 CONTROL LINE AND CHAINAGES SHOWN HAVE BEEN DEVELOPED AS A REFERENCE CONTROL LINE FOR THE ROAD DESIGN WHICH IS BASED ON THE MID-POINT BETWEEN BOTH TRACK CENTRES.

FOR THE TRACK ALIGNMENT CONTROL LINES, REFER TO DRAWING PACKAGE 35 - TRACK.

REFERENCES:

1. FOR LEGEND REFER TO DRAWING S210-ACM-DRW-CIV-AL-0020.
2. FOR NOTES REFER TO DRAWING S210-ACM-DRW-CIV-AL-0015.
3. REFER TO DRAWING PACKAGE 25 - SIGNALLING AND CONTROL FOR DETAILS ON THE REVISED VEHICLE MOVEMENTS THAT WILL BE PERMITTED AT INTERSECTION.

KEY PLAN

SCALE 1:250 SCALE @ A1

2.5 0 5 10 12.5 m

DRAWING COLOUR CODED - PRINT ALL COPIES IN COLOUR

NOT FOR CONSTRUCTION

AMD	DESCRIPTION	DESIGNER SIGN./DATE	VERIFIED SIGN./DATE	APPROVED SIGN./DATE
G	APPROVALS ISSUE	JV 10.02.23	JM 10.02.23	JP 10.02.23
F	APPROVALS ISSUE	JV 16.12.22	JM 16.12.22	JP 16.12.22

CO-ORDINATE SYSTEM: STROMLO | HEIGHT DATUM: AHD | SCALE: AS SHOWN

ACT Government Major Projects Canberra

This drawing is confidential and shall only be used for the purpose of this project.
The signing of this title block confirms the design and drafting of this project have been prepared and checked in accordance with the Canberra Light Rail Stage 2 quality assurance system to ISO 9001:2015

AECOM
AECOM Australia Pty Ltd
A.B.N. 20 093 846 925

DRAWN S NAIDU
DESIGNED J VAN DEN DUNGEN
DRG CHECK S WAN
DESIGN CHECK S WAN
APPROVED J PETERS

CANBERRA LIGHT RAIL 2A

ALIGNMENT
GENERAL ARRANGEMENT
LONDON CIRCUIT / NORTHBOURNE AVENUE
SHEET 2

DESIGN LOT No:	S210-STAGE 2A	SHEET: 02 OF 20	A1
STATUS:	APPROVALS ISSUE		©
DRG No.	S210-ACM-DRW-CIV-AL-0102	EDMS No.	G

DF 801*554

Plotted by:SINGHJ Plot Date & Time: 2/14/2023 12:15 PM File Plotted:S210-ACM-DRW-CIV-AL-0102 C:\pw\working\aecom_ds12_au\julian.singh@aecom.com\d0142029\S210-ACM-DRW-CIV-AL-0102.dwg

FROM CITY

TO WODEN

NORTHBOURNE AV

REINSTATE EXISTING KERB RAMP TO MAINTAIN DDA COMPLIANT ACCESS

54 CAR SPOTS TO BE REMOVED. RELOCATED DISABLED CAR SPOTS IN BLOCK 40 CAR PARK

ADJOINS S210-ACM-DRW-CIV-AL-0102

ADJOINS S210-ACM-DRW-CIV-AL-0104

Existing Carpark

PROVIDE CYCLIST RAMP

PROVIDE CYCLIST RAMP

PROVIDE CYCLIST RAMP

CONTINUOUS FOOTPATH TREATMENT ACROSS HOBART PLACE

HOBART PL

LONDON CCT

ODGERS LN

WEST ROW

Melbourne Building

SEE REFERENCE 3

EXISTING VEHICLE CROSSING TO BE REINSTATED TO SUIT NEW KERB ALIGNMENT

TRANSITION AND MATCH TO EXISTING K&G SMOOTHLY

MC1C10

CT 407.493

ST 241.483

CS 226.483

NOTE: THE MC1C10 CONTROL LINE AND CHAINAGES SHOWN HAVE BEEN DEVELOPED AS A REFERENCE CONTROL LINE FOR THE ROAD DESIGN WHICH IS BASED ON THE MID-POINT BETWEEN BOTH TRACK CENTRES.

FOR THE TRACK ALIGNMENT CONTROL LINES, REFER TO DRAWING PACKAGE 35 - TRACK.

REFERENCES:

1. FOR LEGEND REFER TO DRAWING S210-ACM-DRW-CIV-AL-0020.
2. FOR NOTES REFER TO DRAWING S210-ACM-DRW-CIV-AL-0015.
3. REFER TO DRAWING PACKAGE 25 - SIGNALLING AND CONTROL FOR DETAILS ON THE REVISED VEHICLE MOVEMENTS THAT WILL BE PERMITTED AT INTERSECTION.

KEY PLAN

SCALE 1:250 SCALE @ A1

2.5 0 5 10 12.5 m

DRAWING COLOUR CODED - PRINT ALL COPIES IN COLOUR

NOT FOR CONSTRUCTION

G	APPROVALS ISSUE	JV 10.02.23	JM 10.02.23	JP 10.02.23
F	APPROVALS ISSUE	JV 16.12.22	JM 16.12.22	JP 16.12.22
AMD	DESCRIPTION	DESIGNER SIGN./DATE	VERIFIED SIGN./DATE	APPROVED SIGN./DATE

CO-ORDINATE SYSTEM: STROMLO | HEIGHT DATUM: AHD | SCALE: AS SHOWN

ACT Government Major Projects Canberra

This drawing is confidential and shall only be used for the purpose of this project.
The signing of this title block confirms the design and drafting of this project have been prepared and checked in accordance with the Canberra Light Rail Stage 2 quality assurance system to ISO 9001:2015

AECOM
AECOM Australia Pty Ltd
A.B.N. 20 093 846 925

DRAWN S NAIDU
DESIGNED J VAN DEN DUNGEN
DRG CHECK S WAN
DESIGN CHECK S WAN
APPROVED J PETERS

CANBERRA LIGHT RAIL 2A

ALIGNMENT
GENERAL ARRANGEMENT
LONDON CIRCUIT / WEST ROW
SHEET 3

DESIGN LOT No: S210-STAGE 2A | SHEET: 03 OF 20 | A1
STATUS: APPROVALS ISSUE | ©
DRG No. S210-ACM-DRW-CIV-AL-0103 | EDMS No. | G

DF 801*554

Plotted by SINGHJ
File Plotted:S210-ACM-DRW-CIV-AL-0103
C:\pwworking\aecom_ds12_au\julian.singh@aecom.com\d0142029\S210-ACM-DRW-CIV-AL-0103.dwg
Plot Date & Time: 2/14/2023 12:16 PM

FROM CITY

TO WODEN

ADJOINS S210-ACM-DRW-CIV-AL-0103

ADJOINS S210-ACM-DRW-CIV-AL-0105

KNOWLES PL

Reserve Bank Building

SEE REFERENCE 3

City Police Station

MATCH TO EXISTING KERB SMOOTHLY

PROPOSED RAISED PEDESTRIAN CROSSING

PEDESTRIAN RAMP MAX 1:14 FALL

PROPOSED RETAINING STRUCTURE BEHIND LANDSCAPED AREA (TYP)

EXISTING LIGHT POLE TO BE DEMOLISHED AND NEW LIGHT POLE LOCATED IN COORDINATION WITH RBA ACCESS AND LOGISTICS

RAMP FOR CYCLE RIGHT TURN WITH SIGNALS. SINGLE POST HANDRAIL TO BE INSTALLED IN ACCORDANCE WITH ACTSD-0510

RAMP FOR CYCLE RIGHT TURN WITH SIGNALS.

CYCLE TRANSITION ON VERGE TO ON-ROAD

CYCLE TRANSITION ON VERGE TO ON-ROAD WITH SINGLE POST HANDRAIL TO BE INSTALLED IN ACCORDANCE WITH ACTSD-0510

EMERGENCY SERVICES VEHICLES EXITING KNOWLES PL CAN TURN RIGHT ACROSS LIGHT RAIL CORRIDOR WITH ACTIVATING SIRENS AND FLASHING LIGHTS

LONDON CCT

UNIVERSITY AV

DARWIN PL

RECONFIGURE STAIRS TO ACCOMMODATE VERGE CROSS FALL REQUIREMENTS

EXISTING MEDIAN NOSE TO BE DEMOLISHED

MEDIAN TO BE ADJUSTED TO CATER FOR CHANGED PEDESTRIAN AND VEHICLE MOVEMENTS

ANZ Building

Kamy Saeedi Law Building

13 London Circuit

Aon Building

MC1C10

CT 407493

NOTE: THE MC1C10 CONTROL LINE AND CHAINAGES SHOWN HAVE BEEN DEVELOPED AS A REFERENCE CONTROL LINE FOR THE ROAD DESIGN WHICH IS BASED ON THE MID-POINT BETWEEN BOTH TRACK CENTRES.

FOR THE TRACK ALIGNMENT CONTROL LINES, REFER TO DRAWING PACKAGE 35 - TRACK.

REFERENCES:

1. FOR LEGEND REFER TO DRAWING S210-ACM-DRW-CIV-AL-0020.
2. FOR NOTES REFER TO DRAWING S210-ACM-DRW-CIV-AL-0015.
3. REFER TO DRAWING PACKAGE 25 - SIGNALLING AND CONTROL FOR DETAILS ON THE REVISED VEHICLE MOVEMENTS THAT WILL BE PERMITTED AT INTERSECTION.

KEY PLAN

SCALE 1:250 SCALE @ A1

2.5 0 5 10 12.5 m

DRAWING COLOUR CODED - PRINT ALL COPIES IN COLOUR

NOT FOR CONSTRUCTION

AMD	DESCRIPTION	DESIGNER SIGN./DATE	VERIFIED SIGN./DATE	APPROVED SIGN./DATE
G	APPROVALS ISSUE	JV 10.02.23	JM 10.02.23	JP 10.02.23
F	APPROVALS ISSUE	JV 16.12.22	JM 16.12.22	JP 16.12.22

CO-ORDINATE SYSTEM: STROMLO HEIGHT DATUM: AHD SCALE: AS SHOWN

ACT Government Major Projects Canberra

This drawing is confidential and shall only be used for the purpose of this project.
The signing of this title block confirms the design and drafting of this project have been prepared and checked in accordance with the Canberra Light Rail Stage 2 quality assurance system to ISO 9001:2015

AECOM
AECOM Australia Pty Ltd
A.B.N. 20 093 846 925

DRAWN S NAIDU
DESIGNED J VAN DEN DUNGEN
DRG CHECK S WAN
DESIGN CHECK S WAN
APPROVED J PETERS

CANBERRA LIGHT RAIL 2A

ALIGNMENT
GENERAL ARRANGEMENT
LONDON CIRCUIT / UNIVERSITY AVENUE
SHEET 4

DESIGN LOT No: S210-STAGE 2A | SHEET: 04 OF 20 | A1
STATUS: APPROVALS ISSUE | ©
DRG No. S210-ACM-DRW-CIV-AL-0104 | EDMS No. | G

DF 801*554

Plotted by:SINGHJ
File Plotted:S210-ACM-DRW-CIV-AL-0104
C:\pwworking\aecom_ds12_au\jillian.singh@aecom.com\d0142029\S210-
Plot Date & Time: 2/14/2023 12:17 PM

FROM CITY

TO WODEN

City Police Station

KNOWLES PL

ADJOINS S210-ACM-DRW-CIV-AL-0104

PROPOSED WHEEL STOPS, MINIMUM 0.6m OFFSET FROM NEW KERB

PROPOSED VARYING HEIGHT KERB TO TIE IN TO EXISTING CAR PARK LEVELS AT SECTION 100

PROPOSED VERGE GRADING AROUND EXISTING TREES TO PROTECT EXISTING ROOT SYSTEMS.

ADJOINS S210-ACM-DRW-CIV-AL-0106

GORDON ST

LONDON CCT

13 London Circuit

MC1C10

FARRELL PL

PROPOSED CONTINUOUS FOOTPATH TREATMENT

MATCH TO EXISTING KERB SMOOTHLY

SEE REFERENCE 3

MATCH M-KG TO EXISTING KERB SMOOTHLY

7 London Circuit

NOTE: THE MC1C10 CONTROL LINE AND CHAINAGES SHOWN HAVE BEEN DEVELOPED AS A REFERENCE CONTROL LINE FOR THE ROAD DESIGN WHICH IS BASED ON THE MID-POINT BETWEEN BOTH TRACK CENTRES.

FOR THE TRACK ALIGNMENT CONTROL LINES, REFER TO DRAWING PACKAGE 35 - TRACK.

REFERENCES:

1. FOR LEGEND REFER TO DRAWING S210-ACM-DRW-CIV-AL-0020.
2. FOR NOTES REFER TO DRAWING S210-ACM-DRW-CIV-AL-0015.
3. REFER TO DRAWING PACKAGE 25 - SIGNALLING AND CONTROL FOR DETAILS ON THE REVISED VEHICLE MOVEMENTS THAT WILL BE PERMITTED AT INTERSECTION.

KEY PLAN

SCALE 1:250 SCALE @ A1

2.5 0 5 10 12.5 m

DRAWING COLOUR CODED - PRINT ALL COPIES IN COLOUR

NOT FOR CONSTRUCTION

AMD	DESCRIPTION	DESIGNER SIGN./DATE	VERIFIED SIGN./DATE	APPROVED SIGN./DATE
G	APPROVALS ISSUE	JV 10.02.23	JM 10.02.23	JP 10.02.23
F	APPROVALS ISSUE	JV 16.12.22	JM 16.12.22	JP 16.12.22

CO-ORDINATE SYSTEM: STROMLO | HEIGHT DATUM: AHD | SCALE: AS SHOWN

ACT Government Major Projects Canberra

This drawing is confidential and shall only be used for the purpose of this project.
The signing of this title block confirms the design and drafting of this project have been prepared and checked in accordance with the Canberra Light Rail Stage 2 quality assurance system to ISO 9001:2015

AECOM
AECOM Australia Pty Ltd
A.B.N. 20 093 846 925

DRAWN S NAIDU
DESIGNED J VAN DEN DUNGEN
DRG CHECK S WAN
DESIGN CHECK S WAN
APPROVED J PETERS

CANBERRA LIGHT RAIL 2A

ALIGNMENT
GENERAL ARRANGEMENT
LONDON CIRCUIT / GORDON STREET
SHEET 5

DESIGN LOT No: S210-STAGE 2A | SHEET: 05 OF 20 | A1
STATUS: APPROVALS ISSUE | ©
DRG No. S210-ACM-DRW-CIV-AL-0105 | EDMS No. | G

DF 801*554

C:\pwworking\aecom_ds12_au\julian.singh@aecom.com\d0142029\S210-ACM-DRW-CIV-AL-0105.dwg
File Plotted: S210-ACM-DRW-CIV-AL-0105
Print Date & Time: 2/14/2023 12:18 PM
Plotted by SINGHJ

FROM CITY

TO WODEN

MATCH TO EXISTING KERB SMOOTHLY

ADJOINS S210-ACM-DRW-CIV-AL-0105

GORDON ST

CP722.077

The Barracks
Section 100 Development
21
63

PROPOSED WHEEL STOPS, MINIMUM 0.6m OFFSET FROM NEW KERB

VERGE TO TIE INTO EXISTING CAR PARK LEVELS AT SECTION 100

TRANSITION M-KG TO EDINBURGH AVE K&G

EXISTING MEDIAN NOSE TO BE DEMOLISHED

SEE REFERENCE 3

EDINBURGH AV

TRANSITION M-KG TO EDINBURGH AVE K&G

ADJOINS S210-ACM-DRW-CIV-AL-0107

PROVIDE ON ROAD TO OFF ROAD CYCLING TRANSITION RAMP

EXISTING MEDIAN ISLANDS TO BE RECONSTRUCTED

EXISTING MEDIAN NOSE TO BE DEMOLISHED

MC1C10

EXISTING MEDIAN NOSE TO BE DEMOLISHED

MATCH TO EXISTING KERB SMOOTHLY

VARIABLE HEIGHT WALL BETWEEN KERB ONLY AND STOP. REFER TO STOPS PACKAGE

TRANSITION M-KG TO EDINBURGH AVE K&G

EDINBURGH AVENUE STOP

LONDON CCT

Metropolitan

PROPOSED O&M PARKING BAY TO SERVICE EDINBURGH AVENUE STOP (SUBJECT TO STAKEHOLDER CONSULTATION)

PROPOSED RAIL REPLACEMENT BUS STOP LOCATION. EXTENT OF ADDITIONAL HARDSTAND AREA SHOWN WITH THE EXISTING FOOTPATH BEING UTILISED AS PART OF THE BUS STOP AREA

BUS STOP

RETAIN EXISTING FLOOD MITIGATION KERB

TRANSITION M-KG TO EDINBURGH AVE K&G

ADJOINS S210-ACM-DRW-CIV-AL-0115

NOTE: THE MC1C10 CONTROL LINE AND CHAINAGES SHOWN HAVE BEEN DEVELOPED AS A REFERENCE CONTROL LINE FOR THE ROAD DESIGN WHICH IS BASED ON THE MID-POINT BETWEEN BOTH TRACK CENTRES.

FOR THE TRACK ALIGNMENT CONTROL LINES, REFER TO DRAWING PACKAGE 35 - TRACK.

REFERENCES:

1. FOR LEGEND REFER TO DRAWING S210-ACM-DRW-CIV-AL-0020.
2. FOR NOTES REFER TO DRAWING S210-ACM-DRW-CIV-AL-0015.
3. REFER TO DRAWING PACKAGE 25 - SIGNALLING AND CONTROL FOR DETAILS ON THE REVISED VEHICLE MOVEMENTS THAT WILL BE PERMITTED AT INTERSECTION.

KEY PLAN

SCALE 1:250
SCALE @ A1

DRAWING COLOUR CODED - PRINT ALL COPIES IN COLOUR

NOT FOR CONSTRUCTION

AMD	DESCRIPTION	DESIGNER SIGN./DATE	VERIFIED SIGN./DATE	APPROVED SIGN./DATE
G	APPROVALS ISSUE	JV 10.02.23	JM 10.02.23	JP 10.02.23
F	APPROVALS ISSUE	JV 16.12.22	JM 16.12.22	JP 16.12.22

CO-ORDINATE SYSTEM: STROMLO | HEIGHT DATUM: AHD | SCALE: AS SHOWN

ACT Government
Major Projects Canberra

This drawing is confidential and shall only be used for the purpose of this project.
The signing of this title block confirms the design and drafting of this project have been prepared and checked in accordance with the Canberra Light Rail Stage 2 quality assurance system to ISO 9001:2015

AECOM
AECOM Australia Pty Ltd
A.B.N. 20 093 846 925

DRAWN S NAIDU
DESIGNED J VAN DEN DUNGEN
DRG CHECK S WAN
DESIGN CHECK S WAN
APPROVED J PETERS

CANBERRA LIGHT RAIL 2A

ALIGNMENT
GENERAL ARRANGEMENT
LONDON CIRCUIT / EDINBURGH AVENUE
SHEET 6

DESIGN LOT No: S210-STAGE 2A | SHEET: 06 OF 20 | A1
STATUS: APPROVALS ISSUE | ©
DRG No. S210-ACM-DRW-CIV-AL-0106 | EDMS No. | G

DF 801*554

Plotted by:SINGHJ
Plot Date & Time: 2/14/2023 12:21 PM
File Plotted:S210-ACM-DRW-CIV-AL-0106
C:\pw\working\aecom_ds12_au\julian.singh@aecom.com\d0142029\S210-ACM-DRW-CIV-AL-0106.dwg

FROM CITY

TO WODEN

EXISTING LANE WIDTHS ON LONDON CIRCUIT TO REMAIN UNCHANGED SOUTH OF EDINBURGH AVENUE

MC1C10

ADJOINS S210-ACM-DRW-CIV-AL-0106

ADJOINS S210-ACM-DRW-CIV-AL-0108

City 1/119
Section 63 Future Development

City 9/8
BreakFree Capital Tower

WEST ROAD (FUTURE NEW ACTON WATERFRONT CONNECTION)

LONDON CCT

M-MK

M-KG

NOTE: THE MC1C10 CONTROL LINE AND CHAINAGES SHOWN HAVE BEEN DEVELOPED AS A REFERENCE CONTROL LINE FOR THE ROAD DESIGN WHICH IS BASED ON THE MID-POINT BETWEEN BOTH TRACK CENTRES.

FOR THE TRACK ALIGNMENT CONTROL LINES, REFER TO DRAWING PACKAGE 35 - TRACK.

REFERENCES:

1. FOR LEGEND REFER TO DRAWING S210-ACM-DRW-CIV-AL-0020.
2. FOR NOTES REFER TO DRAWING S210-ACM-DRW-CIV-AL-0015.
3. REFER TO DRAWING PACKAGE 25 - SIGNALLING AND CONTROL FOR DETAILS ON THE REVISED VEHICLE MOVEMENTS THAT WILL BE PERMITTED AT INTERSECTION.

KEY PLAN

SCALE 1:250
SCALE @ A1

2.5 0 5 10 12.5 m

DRAWING COLOUR CODED - PRINT ALL COPIES IN COLOUR

NOT FOR CONSTRUCTION

G	APPROVALS ISSUE	JV 10.02.23	JM 10.02.23	JP 10.02.23
F	APPROVALS ISSUE	JV 16.12.22	JM 16.12.22	JP 16.12.22
AMD	DESCRIPTION	DESIGNER SIGN./DATE	VERIFIED SIGN./DATE	APPROVED SIGN./DATE

CO-ORDINATE SYSTEM: STROMLO | HEIGHT DATUM: AHD | SCALE: AS SHOWN

ACT Government
Major Projects Canberra

This drawing is confidential and shall only be used for the purpose of this project.
The signing of this title block confirms the design and drafting of this project have been prepared and checked in accordance with the Canberra Light Rail Stage 2 quality assurance system to ISO 9001:2015

AECOM
AECOM Australia Pty Ltd
A.B.N. 20 093 846 925

DRAWN S NAIDU
DESIGNED J VAN DEN DUNGEN
DRG CHECK S WAN
DESIGN CHECK S WAN
APPROVED J PETERS

CANBERRA LIGHT RAIL 2A

ALIGNMENT
GENERAL ARRANGEMENT
COMMONWEALTH AVENUE / LONDON CIRCUIT
SHEET 7

DESIGN LOT No:	S210-STAGE 2A	SHEET: 07 OF 20	A1
STATUS:	APPROVALS ISSUE		©
DRG No.	S210-ACM-DRW-CIV-AL-0107	EDMS No.	G

DF 801*554

Plotted by SINGHJ
Plot Date & Time 2/14/2023 12:22 PM
File Plotted:S210-ACM-DRW-CIV-AL-0107
C:\pwworking\aecom_ds12_au\julian.singh@aecom.com\d0142029\S210-ACM-DRW-CIV-AL-0107.dwg

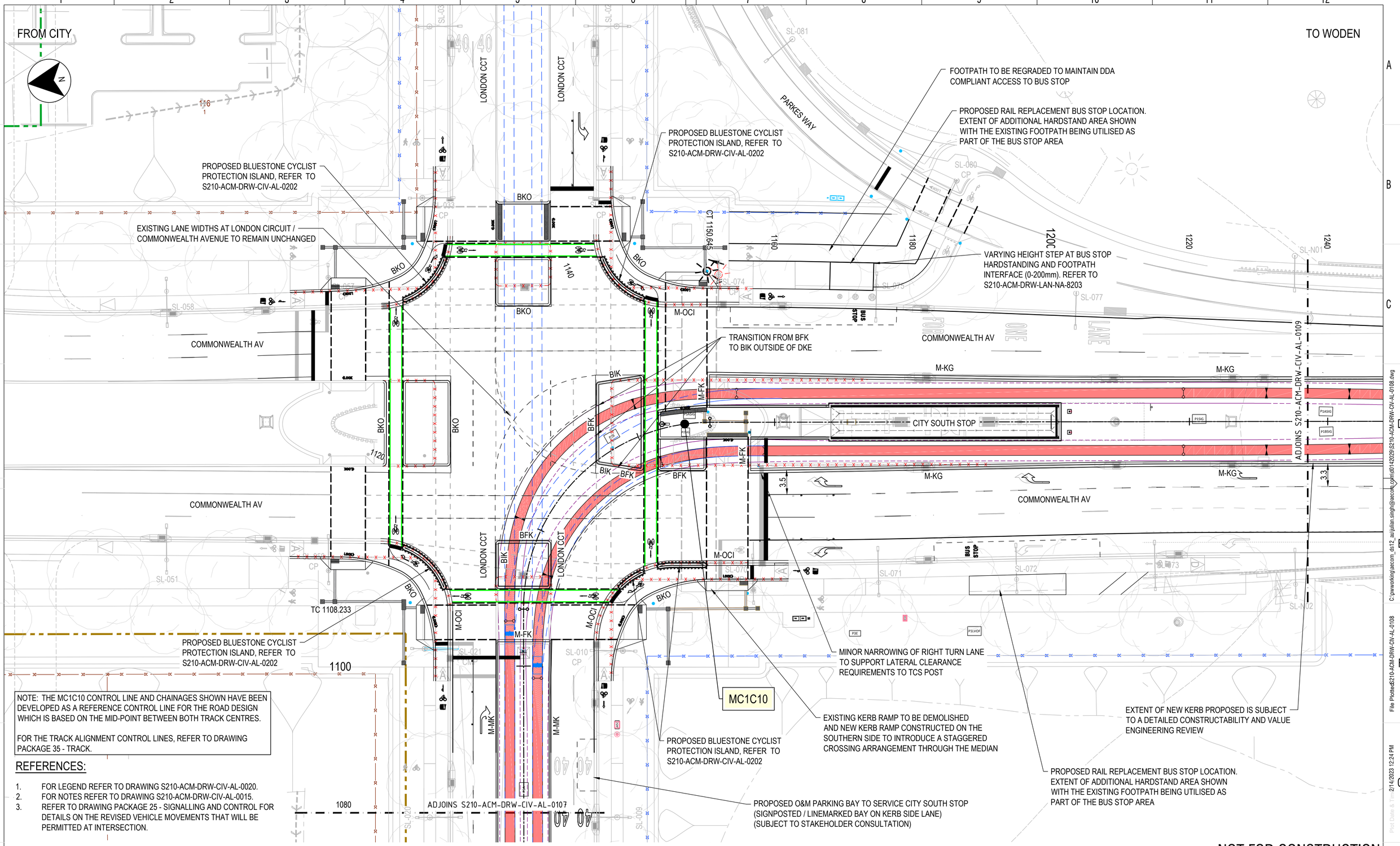

NOTE: THE MC1C10 CONTROL LINE AND CHAINAGES SHOWN HAVE BEEN DEVELOPED AS A REFERENCE CONTROL LINE FOR THE ROAD DESIGN WHICH IS BASED ON THE MID-POINT BETWEEN BOTH TRACK CENTRES.

FOR THE TRACK ALIGNMENT CONTROL LINES, REFER TO DRAWING PACKAGE 35 - TRACK.

REFERENCES:

1. FOR LEGEND REFER TO DRAWING S210-ACM-DRW-CIV-AL-0020.
2. FOR NOTES REFER TO DRAWING S210-ACM-DRW-CIV-AL-0015.
3. REFER TO DRAWING PACKAGE 25 - SIGNALLING AND CONTROL FOR DETAILS ON THE REVISED VEHICLE MOVEMENTS THAT WILL BE PERMITTED AT INTERSECTION.

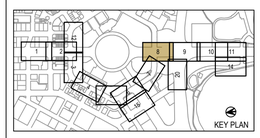

SCALE 1:250 SCALE @ A1

DRAWING COLOUR CODED - PRINT ALL COPIES IN COLOUR

AMD	DESCRIPTION	DESIGNER SIGN./DATE	VERIFIED SIGN./DATE	APPROVED SIGN./DATE
G	APPROVALS ISSUE	JV 10.02.23	JM 10.02.23	JP 10.02.23
F	APPROVALS ISSUE	JV 16.12.22	JM 16.12.22	JP 16.12.22

CO-ORDINATE SYSTEM: STROMLO | HEIGHT DATUM: AHD | SCALE: AS SHOWN

ACT Government Major Projects Canberra

This drawing is confidential and shall only be used for the purpose of this project. The signing of this title block confirms the design and drafting of this project have been prepared and checked in accordance with the Canberra Light Rail Stage 2 quality assurance system to ISO 9001;2015

AECOM Australia Pty Ltd A.B.N. 20 093 846 925

DRAWN S NAIDU
DESIGNED J VAN DEN DUNGEN
DRG CHECK S WAN
DESIGN CHECK S WAN
APPROVED J PETERS

NOT FOR CONSTRUCTION

CANBERRA LIGHT RAIL 2A

ALIGNMENT
GENERAL ARRANGEMENT
COMMONWEALTH AV/CITY SOUTH
SHEET 8

DESIGN LOT No: S210-STAGE 2A | SHEET: 08 OF 20 | A1
STATUS: APPROVALS ISSUE ©
DRG No. S210-ACM-DRW-CIV-AL-0108 | EDMS No. | G

DF 801*554

C:\pwworking\aecom_ds12_au\julian.singh@aecom.com\d0142029\S210-ACM-DRW-CIV-AL-0108.dwg
File Plotted S210-ACM-DRW-CIV-AL-0108
Plot Date & Time 2/14/2023 12:24 PM
Plotted by SINGHJ

FROM CITY

TO WODEN

N

PARKES WAY

PARKES WAY

PARKES WAY

PARKES WAY

Archbishop's Residence

2
1

ADJOINS S210-ACM-DRW-CIV-AL-0108

ADJOINS S210-ACM-DRW-CIV-AL-0110

1240 1260 1280 1300 1320 1340 1360 1380 1400 1420

RETAIN EXISTING BRIDGE BARRIER

MATCH TO EXISTING KERB SMOOTHLY. PROPOSED GUTTER OF M-KG TO TIE INTO EXISTING KERB INVERT

EXISTING BARRIER, UPSTAND OF KERB AND BALUSTRADE TO BE REMOVED. REFER TO DRAWING PACKAGE 55 FOR DETAILS ON THE PARKES WAY OVERBRIDGE.

EXISTING KERBS ON COMMONWEALTH AVENUE TO BE REPLACED

COMMONWEALTH AV

M-KG

M-KG2

P1ASIG

P1BSIG

PARKES WAY OVERBRIDGE

EXISTING

M-KG

M-KG2

COMMONWEALTH AV

EXISTING LANE WIDTHS ON COMMONWEALTH AVE TO REMAIN

MC1C10

1m TRANSITION FROM EXISTING KERB ON PARKES WAY BRIDGE TO COMMONWEALTH AVENUE

RETAIN EXISTING BRIDGE BARRIER

PARKES WAY

FOOTPATH TO BE REINSTATED DUE TO UTILITY RELOCATIONS

PARKES WAY

PARKES WAY

33
24

ADJOINS S210-ACM-DRW-CIV-AL-0120

NOTE: THE MC1C10 CONTROL LINE AND CHAINAGES SHOWN HAVE BEEN DEVELOPED AS A REFERENCE CONTROL LINE FOR THE ROAD DESIGN WHICH IS BASED ON THE MID-POINT BETWEEN BOTH TRACK CENTRES.

FOR THE TRACK ALIGNMENT CONTROL LINES, REFER TO DRAWING PACKAGE 35 - TRACK.

REFERENCES:

1. FOR LEGEND REFER TO DRAWING S210-ACM-DRW-CIV-AL-0020.
2. FOR NOTES REFER TO DRAWING S210-ACM-DRW-CIV-AL-0015.
3. REFER TO DRAWING PACKAGE 25 - SIGNALLING AND CONTROL FOR DETAILS ON THE REVISED VEHICLE MOVEMENTS THAT WILL BE PERMITTED AT INTERSECTION.

KEY PLAN

SCALE 1:250 2.5 0 5 10 12.5 m
SCALE @ A1

DRAWING COLOUR CODED - PRINT ALL COPIES IN COLOUR

NOT FOR CONSTRUCTION

AMD	DESCRIPTION	DESIGNER SIGN./DATE	VERIFIED SIGN./DATE	APPROVED SIGN./DATE
G	APPROVALS ISSUE	JV 10.02.23	JM 10.02.23	JP 10.02.23
F	APPROVALS ISSUE	JV 16.12.22	JM 16.12.22	JP 16.12.22

CO-ORDINATE SYSTEM: STROMLO | HEIGHT DATUM: AHD | SCALE: AS SHOWN

ACT Government
Major Projects Canberra

This drawing is confidential and shall only be used for the purpose of this project.
The signing of this title block confirms the design and drafting of this project have been prepared and checked in accordance with the Canberra Light Rail Stage 2 quality assurance system to ISO 9001:2015

AECOM
AECOM Australia Pty Ltd
A.B.N. 20 093 846 925

DRAWN S NAIDU
DESIGNED J VAN DEN DUNGEN
DRG CHECK S WAN
DESIGN CHECK S WAN
APPROVED J PETERS

CANBERRA LIGHT RAIL 2A

ALIGNMENT

GENERAL ARRANGEMENT COMMONWEALTH AV/PARKES WAY ON RAMP

SHEET 9

DESIGN LOT No: S210-STAGE 2A | SHEET: 09 OF 20 | A1

STATUS: APPROVALS ISSUE ©

DRG No. S210-ACM-DRW-CIV-AL-0109 | EDMS No. | G

DF 801*554

C:\pwworking\aecom_ds12_au\julian.singh@aecom.com\d0142029\S210-ACM-DRW-CIV-AL-0109.dwg
File Plotted:S210-ACM-DRW-CIV-AL-0109
Plot Date & Time: 2/14/2023 12:27 PM
Plotted by:SINGHJ

FROM CITY

TO WODEN

ADJOINS S210-ACM-DRW-CIV-AL-0109

ADJOINS S210-ACM-DRW-CIV-AL-0111

EXISTING KERBS ON COMMONWEALTH AVENUE TO BE REPLACED

1420 1431.254 1440 1460 1480 1485.369 1500 1520 1540 1560 1564.276 1580 1580.915 1600

COMMONWEALTH AV

M-KG2

M-KG2

COMMONWEALTH AV

EXISTING LANE WIDTHS ON COMMONWEALTH AVE TO REMAIN

EXISTING KERBS ON COMMONWEALTH AVE TO BE REPLACED

MC1C10

FOOTPATH TO BE REINSTATED DUE TO UTILITY RELOCATIONS

CORKHILL ST

Acton Waterfront

NOTE: THE MC1C10 CONTROL LINE AND CHAINAGES SHOWN HAVE BEEN DEVELOPED AS A REFERENCE CONTROL LINE FOR THE ROAD DESIGN WHICH IS BASED ON THE MID-POINT BETWEEN BOTH TRACK CENTRES.

FOR THE TRACK ALIGNMENT CONTROL LINES, REFER TO DRAWING PACKAGE 35 - TRACK.

REFERENCES:

1. FOR LEGEND REFER TO DRAWING S210-ACM-DRW-CIV-AL-0020.
2. FOR NOTES REFER TO DRAWING S210-ACM-DRW-CIV-AL-0015.
3. REFER TO DRAWING PACKAGE 25 - SIGNALLING AND CONTROL FOR DETAILS ON THE REVISED VEHICLE MOVEMENTS THAT WILL BE PERMITTED AT INTERSECTION.

KEY PLAN

SCALE 1:250 SCALE @ A1

2.5 0 5 10 12.5 m

DRAWING COLOUR CODED - PRINT ALL COPIES IN COLOUR

NOT FOR CONSTRUCTION

AMD	DESCRIPTION	DESIGNER SIGN./DATE	VERIFIED SIGN./DATE	APPROVED SIGN./DATE
G	APPROVALS ISSUE	JV 10.02.23	JM 10.02.23	JP 10.02.23
F	APPROVALS ISSUE	JV 16.12.22	JM 16.12.22	JP 16.12.22

CO-ORDINATE SYSTEM: STROMLO | HEIGHT DATUM: AHD | SCALE: AS SHOWN

ACT Government Major Projects Canberra

This drawing is confidential and shall only be used for the purpose of this project.
The signing of this title block confirms the design and drafting of this project have been prepared and checked in accordance with the Canberra Light Rail Stage 2 quality assurance system to ISO 9001:2015

AECOM Australia Pty Ltd
A.B.N. 20 093 846 925

DRAWN S NAIDU
DESIGNED J VAN DEN DUNGEN
DRG CHECK S WAN
DESIGN CHECK S WAN
APPROVED J PETERS

CANBERRA LIGHT RAIL 2A

ALIGNMENT
GENERAL ARRANGEMENT
COMMONWEALTH PARK
SHEET 10

DESIGN LOT No: S210-STAGE 2A | SHEET: 10 OF 20 | A1
STATUS: APPROVALS ISSUE | ©
DRG No. S210-ACM-DRW-CIV-AL-0110 | EDMS No. | G

DF 801*554

C:\pwworking\aecom_ds12_au\julian.singh@aecom.com\d0142029\S210-ACM-DRW-CIV-AL-0110.dwg
File Plotted: 2/14/2023 12:28 PM
Plot Date & Time:
Plotted by: SINGHJ

FROM CITY

TO WODEN

Commonwealth Park

ALBERT ST

TRANSITION FROM HOB OF STOP RAMP TO KERB. REFER TO S210-ACM-DRW-LAN-NA-8305

MATCH TO EXISTING KERB SMOOTHLY

PROPOSED RAIL REPLACEMENT BUS STOP LOCATION

MATCH TO EXISTING KERB SMOOTHLY

ADJOINS S210-ACM-DRW-CIV-AL-0110

1540 1560 1564.276 1580 1580.915 1600 1620 1640 1653.561 1660 1680 1700 1700.199

COMMONWEALTH AV

M-KG2

COMMONWEALTH PARK STOP

MC1C10

M-KG2

COMMONWEALTH AV

EXISTING LANE WIDTHS ON COMMONWEALTH AVE TO REMAIN

BUS STOP

KG

KO

PROPOSED RAIL REPLACEMENT BUS STOP LOCATION

PROPOSED RAIL ARRESTOR BED. REFER TO DP35 TRACK ALIGNMENT PACKAGE

FOOTPATH TO BE REINSTATED DUE TO UTILITY RELOCATIONS

CORKHILL ST

TRANSITION PROPOSED KERB & GUTTER (KG) TO KERB ONLY (KO)

EXISTING LEFT OUT FROM ALBERT STREET TO BE CLOSED OFF WITH KERB BUILD OUT

PROPOSED O&M PARKING BAY TO SERVICE COMMONWEALTH PARK STOP

ALBERT ST

Acton Waterfront

ADJOINS S210-ACM-DRW-CIV-AL-0114

NOTE: THE MC1C10 CONTROL LINE AND CHAINAGES SHOWN HAVE BEEN DEVELOPED AS A REFERENCE CONTROL LINE FOR THE ROAD DESIGN WHICH IS BASED ON THE MID-POINT BETWEEN BOTH TRACK CENTRES.

FOR THE TRACK ALIGNMENT CONTROL LINES, REFER TO DRAWING PACKAGE 35 - TRACK.

REFERENCES:

1. FOR LEGEND REFER TO DRAWING S210-ACM-DRW-CIV-AL-0020.
2. FOR NOTES REFER TO DRAWING S210-ACM-DRW-CIV-AL-0015.
3. REFER TO DRAWING PACKAGE 25 - SIGNALLING AND CONTROL FOR DETAILS ON THE REVISED VEHICLE MOVEMENTS THAT WILL BE PERMITTED AT INTERSECTION.

KEY PLAN

SCALE 1:250 2.5 0 5 10 12.5 m

SCALE @ A1

DRAWING COLOUR CODED - PRINT ALL COPIES IN COLOUR

NOT FOR CONSTRUCTION

AMD	DESCRIPTION	DESIGNER SIGN./DATE	VERIFIED SIGN./DATE	APPROVED SIGN./DATE
G	APPROVALS ISSUE	JV 10.02.23	JM 10.02.23	JP 10.02.23
F	APPROVALS ISSUE	JV 16.12.22	JM 16.12.22	JP 16.12.22

CO-ORDINATE SYSTEM: STROMLO HEIGHT DATUM: AHD SCALE: AS SHOWN

ACT Government Major Projects Canberra

This drawing is confidential and shall only be used for the purpose of this project.
The signing of this title block confirms the design and drafting of this project have been prepared and checked in accordance with the Canberra Light Rail Stage 2 quality assurance system to ISO 9001:2015

AECOM
AECOM Australia Pty Ltd
A.B.N. 20 093 846 925

DRAWN S NAIDU
DESIGNED J VAN DEN DUNGEN
DRG CHECK S WAN
DESIGN CHECK S WAN
APPROVED J PETERS

CANBERRA LIGHT RAIL 2A

ALIGNMENT

GENERAL ARRANGEMENT

COMMONWEALTH AV/ALBERT ST

SHEET 11

DESIGN LOT No: S210-STAGE 2A | SHEET: 11 OF 20 | A1

STATUS: APPROVALS ISSUE ©

DRG No. S210-ACM-DRW-CIV-AL-0111 | EDMS No. | G

DF 801*554

Plotted by:SINGHJ
Plot Date & Time: 2/14/2023 12:29 PM
File Plotted:S210-ACM-DRW-CIV-AL-0111
C:\pwworking\aecom_ds12_au\julian.singh@aecom.com\d0142029\S210-ACM-DRW-CIV-AL-0111.dwg

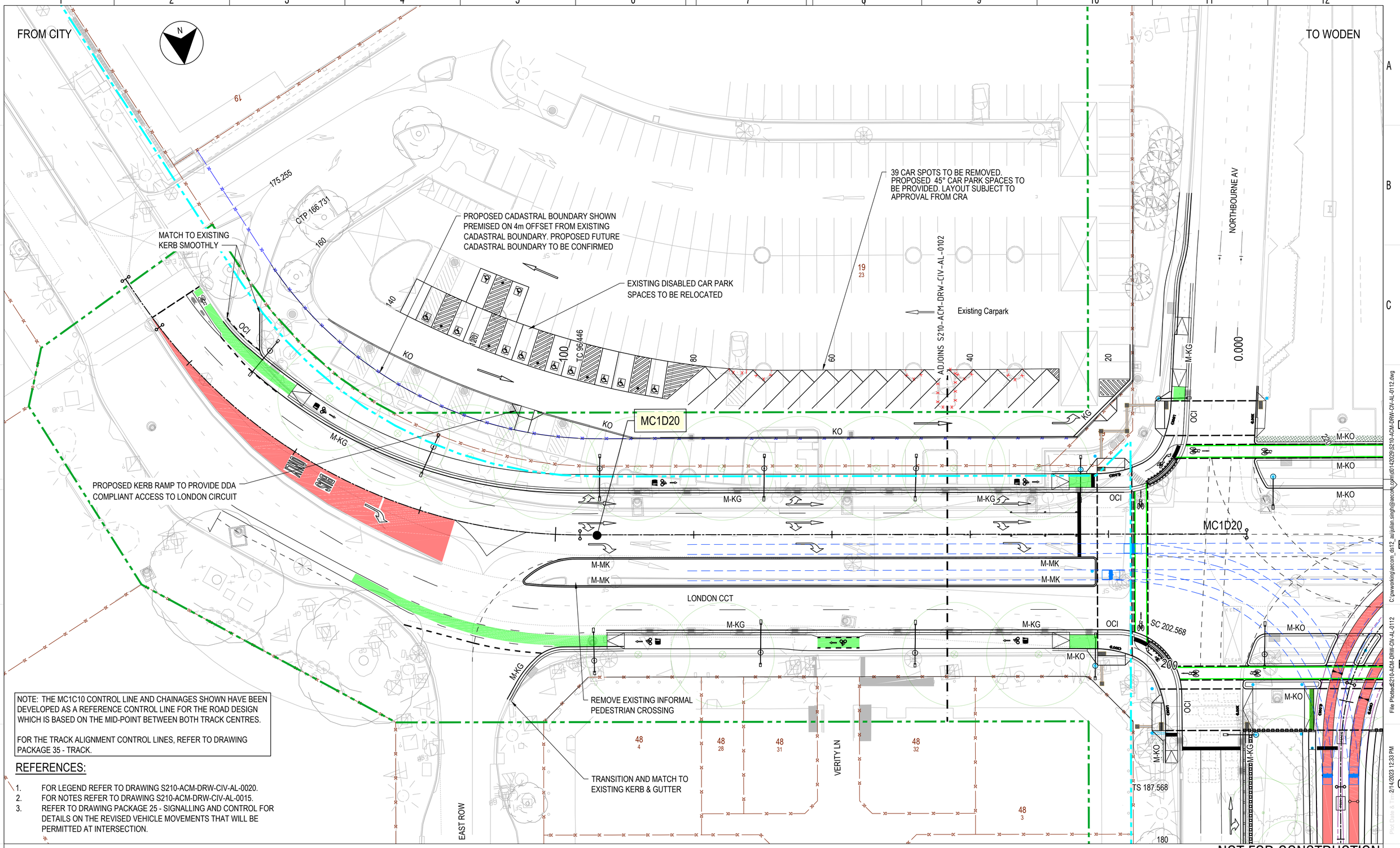

NOTE: THE MC1C10 CONTROL LINE AND CHAINAGES SHOWN HAVE BEEN DEVELOPED AS A REFERENCE CONTROL LINE FOR THE ROAD DESIGN WHICH IS BASED ON THE MID-POINT BETWEEN BOTH TRACK CENTRES.

FOR THE TRACK ALIGNMENT CONTROL LINES, REFER TO DRAWING PACKAGE 35 - TRACK.

REFERENCES:

1. FOR LEGEND REFER TO DRAWING S210-ACM-DRW-CIV-AL-0020.
2. FOR NOTES REFER TO DRAWING S210-ACM-DRW-CIV-AL-0015.
3. REFER TO DRAWING PACKAGE 25 - SIGNALLING AND CONTROL FOR DETAILS ON THE REVISED VEHICLE MOVEMENTS THAT WILL BE PERMITTED AT INTERSECTION.

KEY PLAN

SCALE 1:250 2.5 0 5 10 12.5 m
SCALE @ A1

DRAWING COLOUR CODED - PRINT ALL COPIES IN COLOUR

NOT FOR CONSTRUCTION

AMD	DESCRIPTION	DESIGNER SIGN./DATE	VERIFIED SIGN./DATE	APPROVED SIGN./DATE
G	APPROVALS ISSUE	JV 10.02.23	JM 10.02.23	JP 10.02.23
F	APPROVALS ISSUE	JV 16.12.22	JM 16.12.22	JP 16.12.22

CO-ORDINATE SYSTEM: STROMLO | HEIGHT DATUM: AHD | SCALE: AS SHOWN

ACT Government Major Projects Canberra

This drawing is confidential and shall only be used for the purpose of this project.
The signing of this title block confirms the design and drafting of this project have been prepared and checked in accordance with the Canberra Light Rail Stage 2 quality assurance system to ISO 9001:2015

AECOM
AECOM Australia Pty Ltd
A.B.N. 20 093 846 925

DRAWN S NAIDU
DESIGNED J VAN DEN DUNGEN
DRG CHECK S WAN
DESIGN CHECK S WAN
APPROVED J PETERS

CANBERRA LIGHT RAIL 2A

ALIGNMENT
GENERAL ARRANGEMENT
NORTHBOURNE AVENUE/ ALINGA STREET
SHEET 12

DESIGN LOT No: S210-STAGE 2A | SHEET: 12 OF 20 | A1
STATUS: APPROVALS ISSUE | ©
DRG No. S210-ACM-DRW-CIV-AL-0112 | EDMS No. | G

DF 801*554

Plotted by:SINGHJ
Print Date & Time: 2/14/2023 12:33 PM
File Plotted:S210-ACM-DRW-CIV-AL-0112
C:\pwworking\aecom_ds12_aujulian.singh@aecom.com\d0142029\S210-ACM-DRW-CIV-AL-0112.dwg

FROM CITY

TO WODEN

CORKHILL ST

Acton Waterfront

ADJOINS S210-ACM-DRW-CIV-AL-0111

ALBERT ST

MAINTAIN GAP BETWEEN ISLAND AND EXISTING LIP OF KERB TO ALLOW FOR DRAINAGE

PROPOSED ISLAND TO CLOSE OFF LEFT OUT MOVEMENT FROM ALBERT STREET TO COMMONWEALTH AVENUE

MK

BARRINE DRIVE

NOTE: THE MC1C10 CONTROL LINE AND CHAINAGES SHOWN HAVE BEEN DEVELOPED AS A REFERENCE CONTROL LINE FOR THE ROAD DESIGN WHICH IS BASED ON THE MID-POINT BETWEEN BOTH TRACK CENTRES.

FOR THE TRACK ALIGNMENT CONTROL LINES, REFER TO DRAWING PACKAGE 35 - TRACK.

REFERENCES:

1. FOR LEGEND REFER TO DRAWING S210-ACM-DRW-CIV-AL-0020.
2. FOR NOTES REFER TO DRAWING S210-ACM-DRW-CIV-AL-0015.
3. REFER TO DRAWING PACKAGE 25 - SIGNALLING AND CONTROL FOR DETAILS ON THE REVISED VEHICLE MOVEMENTS THAT WILL BE PERMITTED AT INTERSECTION.

KEY PLAN

SCALE 1:250 2.5 0 5 10 12.5 m
SCALE @ A1

DRAWING COLOUR CODED - PRINT ALL COPIES IN COLOUR

NOT FOR CONSTRUCTION

AMD	DESCRIPTION	DESIGNER SIGN./DATE	VERIFIED SIGN./DATE	APPROVED SIGN./DATE
A	APPROVALS ISSUE	JV 10.02.23	JM 10.02.23	JP 10.02.23

CO-ORDINATE SYSTEM: STROML0 HEIGHT DATUM: AHD SCALE: AS SHOWN

ACT Government Major Projects Canberra

This drawing is confidential and shall only be used for the purpose of this project.
The signing of this title block confirms the design and drafting of this project have been prepared and checked in accordance with the Canberra Light Rail Stage 2 quality assurance system to ISO 9001:2015

AECOM
AECOM Australia Pty Ltd
A.B.N. 20 093 846 925

DRAWN S NAIDU
DESIGNED J VAN DEN DUNGEN
DRG CHECK S WAN
DESIGN CHECK S WAN
APPROVED J PETERS

CANBERRA LIGHT RAIL 2A

ALIGNMENT
GENERAL ARRANGEMENT
COMMONWEALTH AVENUE/ ALBERT STREET
SHEET 14

DESIGN LOT No: S210-STAGE 2A | SHEET: 14 OF 20 | A1
STATUS: APPROVALS ISSUE ©
DRG No. S210-ACM-DRW-CIV-AL-0114 | EDMS No. | A

DF 801*554

C:\pwworking\aecom_ds12_au\julian.singh@aecom.com\d0142029\S210-ACM-DRW-CIV-AL-0114.dwg
File Plotted&S210-ACM-DRW-CIV-AL-0114
Plot Date & Time 2/14/2023 12:34 PM
Plotted by SINGHJ

FROM CITY

TO WODEN

ADJOINS S210-ACM-DRW-CIV-AL-0106

BUS STOP

BUS STOP

KG

PROPOSED RAIL REPLACEMENT BUS STOP LOCATION

EDINBURGH AVE

MARCUS CLARKE ST

NOTE: THE MC1C10 CONTROL LINE AND CHAINAGES SHOWN HAVE BEEN DEVELOPED AS A REFERENCE CONTROL LINE FOR THE ROAD DESIGN WHICH IS BASED ON THE MID-POINT BETWEEN BOTH TRACK CENTRES.

FOR THE TRACK ALIGNMENT CONTROL LINES, REFER TO DRAWING PACKAGE 35 - TRACK.

REFERENCES:

1. FOR LEGEND REFER TO DRAWING S210-ACM-DRW-CIV-AL-0020.
2. FOR NOTES REFER TO DRAWING S210-ACM-DRW-CIV-AL-0015.
3. REFER TO DRAWING PACKAGE 25 - SIGNALLING AND CONTROL FOR DETAILS ON THE REVISED VEHICLE MOVEMENTS THAT WILL BE PERMITTED AT INTERSECTION.

KEY PLAN

SCALE 1:250 SCALE @ A1

2.5 0 5 10 12.5 m

DRAWING COLOUR CODED - PRINT ALL COPIES IN COLOUR

NOT FOR CONSTRUCTION

D	APPROVALS ISSUE	JV 10.02.23	JM 10.02.23	JP 10.02.23
C	APPROVALS ISSUE	JV 16.12.22	JM 16.12.22	JP 16.12.22
B	CO-ORDINATION SET - WORK IN PROGRESS	JV 04.11.22	JM 04.11.22	JP 04.11.22
A	ALIGNMENT & URBAN DESIGN LOCK	JV 30.09.22	JM 30.09.22	JP 30.09.22
AMD	DESCRIPTION	DESIGNER SIGN./DATE	VERIFIED SIGN./DATE	APPROVED SIGN./DATE

CO-ORDINATE SYSTEM: STROMLO HEIGHT DATUM: AHD SCALE: AS SHOWN

ACT Government Major Projects Canberra

This drawing is confidential and shall only be used for the purpose of this project.
The signing of this title block confirms the design and drafting of this project have been prepared and checked in accordance with the Canberra Light Rail Stage 2 quality assurance system to ISO 9001:2015

AECOM
AECOM Australia Pty Ltd
A.B.N. 20 093 846 925

DRAWN S NAIDU
DESIGNED J VAN DEN DUNGEN
DRG CHECK S WAN
DESIGN CHECK S WAN
APPROVED J PETERS

CANBERRA LIGHT RAIL 2A

ALIGNMENT
GENERAL ARRANGEMENT
EDINBURGH AV / GORDON ST
SHEET 15

DESIGN LOT No: S210-STAGE 2A | SHEET: 15 OF 20 | A1
STATUS: APPROVALS ISSUE | ©
DRG No. S210-ACM-DRW-CIV-AL-0115 | EDMS No. | D

DF 801*554

File Plotted:S210-ACM-DRW-CIV-AL-0115
Plot Date & Time: 2/14/2023 12:35 PM
Plotted by:SINGHJ
C:\pwworking\aecom_ds12_au\julian.singh@aecom.com\d0142029\S210-ACM-DRW-CIV-AL-0115.dwg

FROM CITY

TO WODEN

N

ADJOINS S210-ACM-DRW-CIV-AL-0109

NON-POTABLE WATER SUPPLY AND INFRASTRUCTURE SUBJECT TO DESIGN DEVELOPMENT

PARKES WAY

PARKES WAY

NOTE: THE MC1C10 CONTROL LINE AND CHAINAGES SHOWN HAVE BEEN DEVELOPED AS A REFERENCE CONTROL LINE FOR THE ROAD DESIGN WHICH IS BASED ON THE MID-POINT BETWEEN BOTH TRACK CENTRES.

FOR THE TRACK ALIGNMENT CONTROL LINES, REFER TO DRAWING PACKAGE 35 - TRACK.

REFERENCES:

1. FOR LEGEND REFER TO DRAWING S210-ACM-DRW-CIV-AL-0020.
2. FOR NOTES REFER TO DRAWING S210-ACM-DRW-CIV-AL-0015.
3. REFER TO DRAWING PACKAGE 25 - SIGNALLING AND CONTROL FOR DETAILS ON THE REVISED VEHICLE MOVEMENTS THAT WILL BE PERMITTED AT INTERSECTION.

KEY PLAN

SCALE 1:250 2.5 0 5 10 12.5 m

SCALE @ A1

DRAWING COLOUR CODED - PRINT ALL COPIES IN COLOUR

NOT FOR CONSTRUCTION

D	APPROVALS ISSUE	JV 10.02.23	JM 10.02.23	JP 10.02.23
C	APPROVALS ISSUE	JV 16.12.22	JM 16.12.22	JP 16.12.22
B	CO-ORDINATION SET - WORK IN PROGRESS	JV 04.11.22	JM 04.11.22	JP 04.11.22
A	ALIGNMENT & URBAN DESIGN LOCK	JV 30.09.22	JM 30.09.22	JP 30.09.22
AMD	DESCRIPTION	DESIGNER SIGN./DATE	VERIFIED SIGN./DATE	APPROVED SIGN./DATE

CO-ORDINATE SYSTEM: STROMLO | HEIGHT DATUM: AHD | SCALE: AS SHOWN

ACT Government Major Projects Canberra

This drawing is confidential and shall only be used for the purpose of this project.
The signing of this title block confirms the design and drafting of this project have been prepared and checked in accordance with the Canberra Light Rail Stage 2 quality assurance system to ISO 9001:2015

AECOM
AECOM Australia Pty Ltd
A.B.N. 20 093 846 925

DRAWN S NAIDU
DESIGNED J VAN DEN DUNGEN
DRG CHECK S WAN
DESIGN CHECK S WAN
APPROVED J PETERS

CANBERRA LIGHT RAIL 2A

ALIGNMENT

GENERAL ARRANGEMENT COMMONWEALTH AV / PARKES WAY

SHEET 20

DESIGN LOT No: S210-STAGE 2A | SHEET: 20 OF 20 | A1

STATUS: APPROVALS ISSUE | ©

DRG No. S210-ACM-DRW-CIV-AL-0120 | EDMS No. | D

DF 801*554

Plotted by:SINGHJ
Plot Date & Time: 2/14/2023 12:37 PM
File Plotted:S210-ACM-DRW-CIV-AL-0120
C:\pwworking\aecom_ds12_au\julian.singh@aecom.com\d0142029\S210-ACM-DRW-CIV-AL-0120.dwg

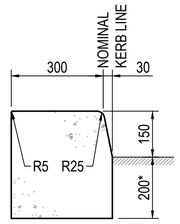

MODIFIED KERB ONLY (M-KO)
SCALE 1:10

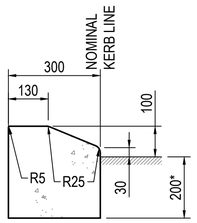

MODIFIED MOUNTABLE KERB (M-MK)
SCALE 1:10

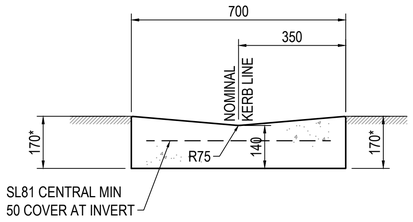

MODIFIED OPEN CHANNEL INVERT (M-OCI)
SCALE 1:10

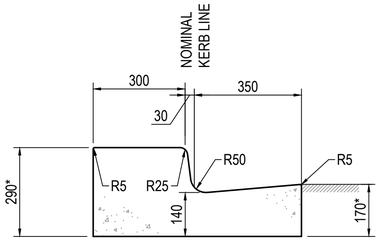

MODIFIED KERB & GUTTER (M-KG)
SCALE 1:10

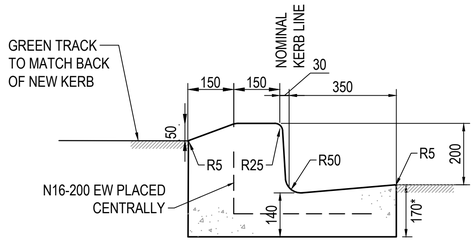

MODIFIED KERB & GUTTER (M-KG2)
SCALE 1:10

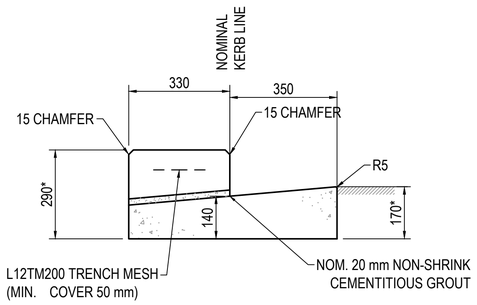

CASTELLATED KERB & GUTTER (C-KG)
SCALE 1:10

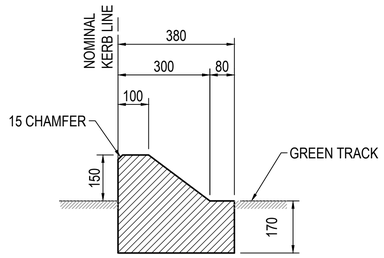

BLUE STONE ISLAND KERB (BIK)
SCALE 1:10

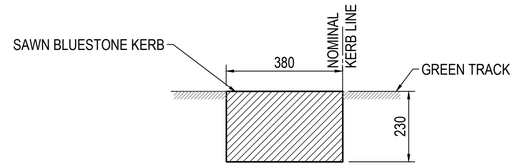

BLUE STONE FLUSH KERB (BFK) - PAVERS BEHIND
SCALE 1:10

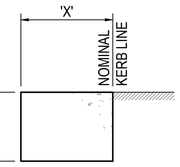

MODIFIED FLUSH KERB (M-FK)
SCALE 1:10

M-FK-X	DIMENSION 'X'
M-FK-30	300
M-FK-68	680

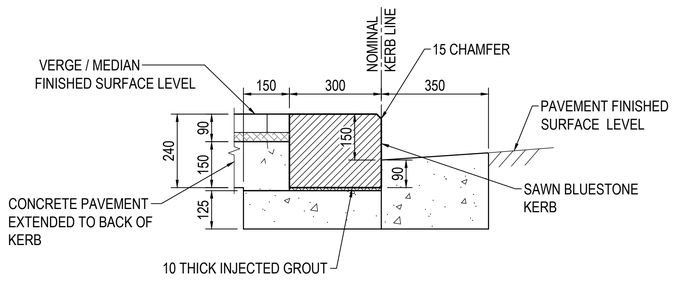

BLUE STONE KERB & GUTTER (BKG) - PAVERS BEHIND
SCALE 1:10

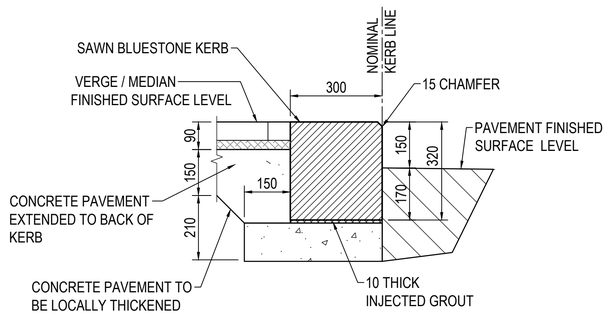

BLUE STONE KERB (BKO) - PAVERS BEHIND
SCALE 1:10

NOTES:

1. ALL DIMENSIONS IN MILLIMETRES (mm).
2. ALL CONCRETE TO BE N25 UNO.
3. ALL BLUE STONE KERBING AND OCI KERBING CONCRETE TO BE N32.
4. ALL JOINTING AND FINISHING AS PER ACT STD DRG ACTSD-0101.
5. REFER TO PAVEMENT SERIES FOR EDGE AND INTERFACE DETAILS WHICH INCLUDE PAVEMENT LAYERWORKS.
6. * INDICATES MINIMUM DEPTH. REFER TO PAVEMENT SERIES FOR EDGE AND INTERFACE DETAILS WHICH INCLUDE KERB DEPTHS

0,1 0 0,1 0,2 0,3 0,4
1 : 10 FULL SIZE A1
SCALE @ A1

DRAWING COLOUR CODED - PRINT ALL COPIES IN COLOUR

NOT FOR CONSTRUCTION

AMD	DESCRIPTION	DESIGNER SIGN./DATE	VERIFIED SIGN./DATE	APPROVED SIGN./DATE
C	APPROVALS ISSUE	JV 10.02.23	JM 10.02.23	JP 10.02.23
B	APPROVALS ISSUE	JV 16.12.22	JM 16.12.22	JP 16.12.22
A	CO-ORDINATION SET - WORK IN PROGRESS	JV 04.11.22	JM 04.11.22	JP 04.11.22

CO-ORDINATE SYSTEM: STROMLO | HEIGHT DATUM: AHD | SCALE: AS SHOWN

ACT Government
Major Projects Canberra

This drawing is confidential and shall only be used for the purpose of this project.
The signing of this title block confirms the design and drafting of this project have been prepared and checked in accordance with the Canberra Light Rail Stage 2 quality assurance system to ISO 9001:2015

AECOM
AECOM Australia Pty Ltd
A.B.N. 20 093 846 925

DRAWN A GRIVAS
DESIGNED J VAN DEN DUNGEN
DRG CHECK S WAN
DESIGN CHECK S WAN
APPROVED J PETERS

CANBERRA LIGHT RAIL 2A
ALIGNMENT
TYPICAL KERB DETAILS

SHEET 01

DESIGN LOT No: S210-STAGE 2A | SHEET: 01 OF 02 | A1
STATUS: APPROVALS ISSUE | ©
DRG No. S210-ACM-DRW-CIV-AL-0201 | EDMS No. | C

DF 801*554

C:\pwworking\aecom_ds12_au\arthur.grivas@aecom.com\d0142029\S210-ACM-DRW-CIV-AL-0201.dwg
File Plotted:S210-ACM-DRW-CIV-AL-0201
Plot Date & Time: 2/10/2023 8:13 AM
Plotted by:GRIVASA

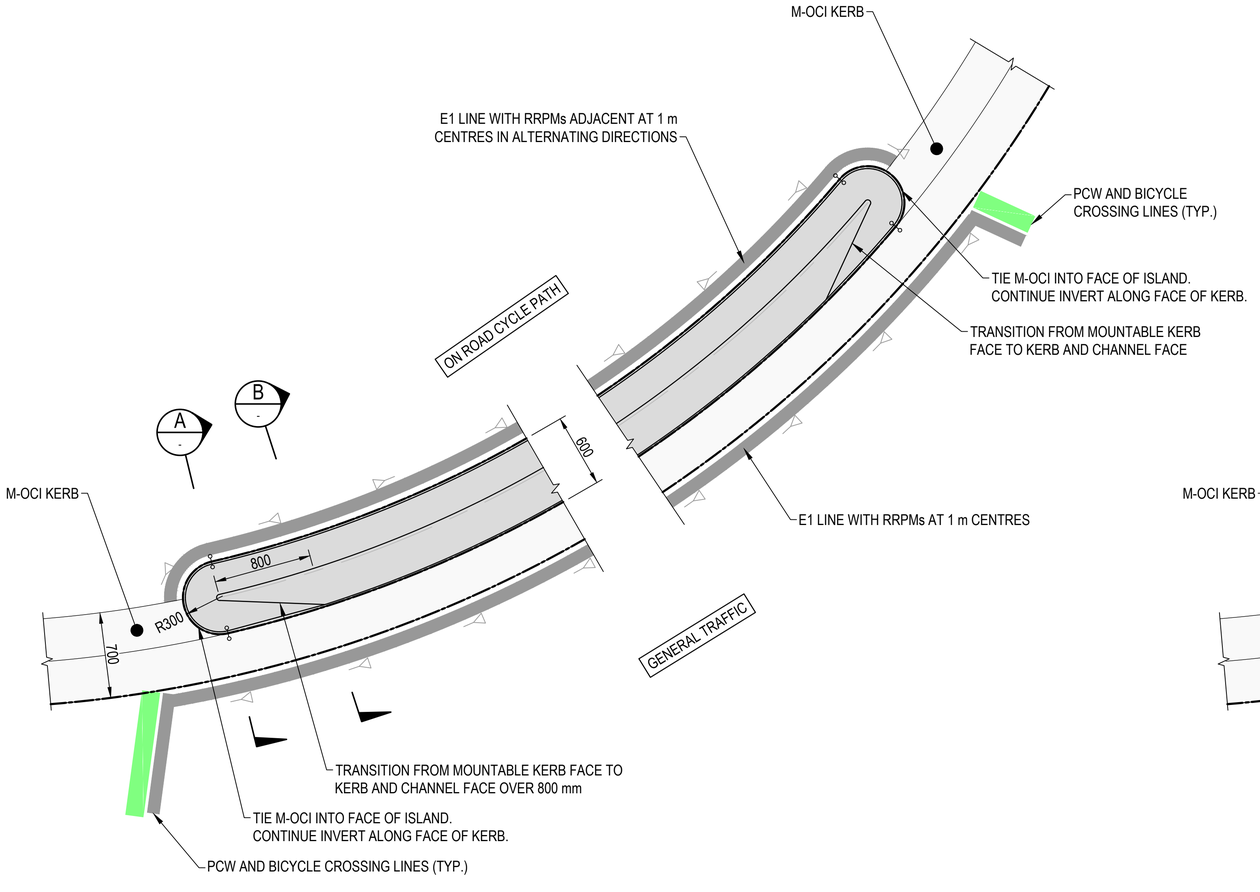

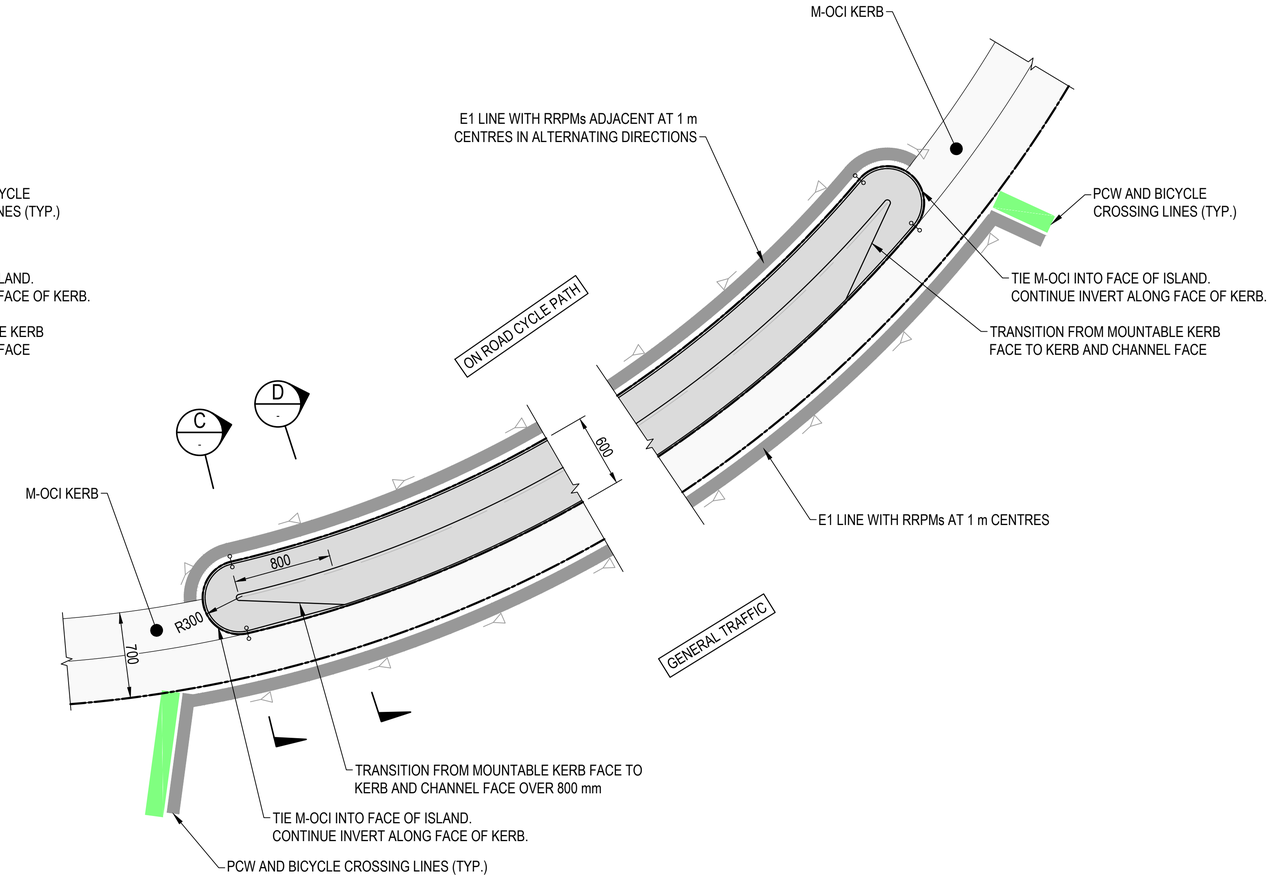

CONCRETE CYCLIST PROTECTION ISLAND - LONDON / NORTHBOURNE

SCALE 1:25

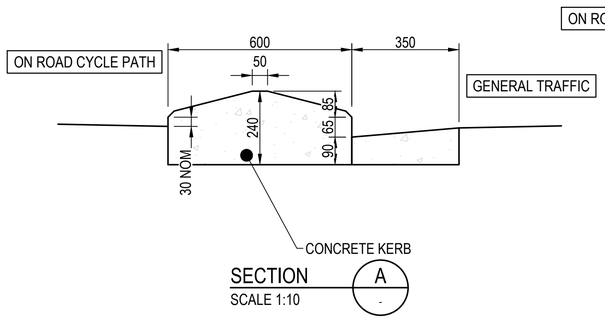

SECTION A
SCALE 1:10

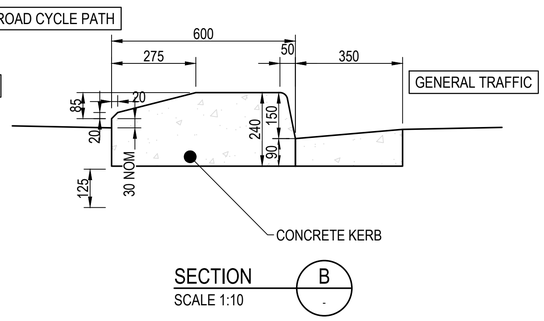

SECTION B
SCALE 1:10

BLUESTONE CYCLIST PROTECTION ISLAND - LONDON / COMMONWEALTH

SCALE 1:25

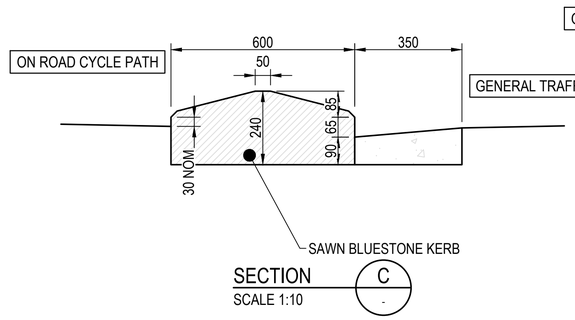

SECTION C
SCALE 1:10

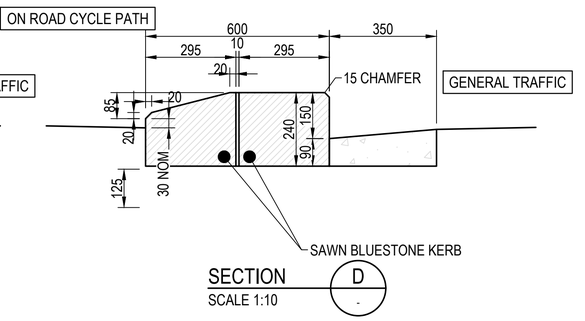

SECTION D
SCALE 1:10

NOTES:
1. ALL DIMENSIONS IN MILLIMETRES (mm).

0.1 0 0.1 0.2 0.3 0.4
1 : 10 FULL SIZE A1
0.25 0 0.25 0.50 0.75m
1 : 25 FULL SIZE A1
SCALE @ A1

DRAWING COLOUR CODED - PRINT ALL COPIES IN COLOUR

NOT FOR CONSTRUCTION

AMD	DESCRIPTION	DESIGNER SIGN./DATE	VERIFIED SIGN./DATE	APPROVED SIGN./DATE
C	APPROVALS ISSUE	JV 10.02.23	JM 10.02.23	JP 10.02.23
B	APPROVALS ISSUE	JV 16.12.22	JM 16.12.22	JP 16.12.22
A	CO-ORDINATION SET - WORK IN PROGRESS	JV 04.11.22	JM 04.11.22	JP 04.11.22

CO-ORDINATE SYSTEM: STROMLO | HEIGHT DATUM: AHD | SCALE: AS SHOWN

ACT Government Major Projects Canberra

This drawing is confidential and shall only be used for the purpose of this project.
The signing of this title block confirms the design and drafting of this project have been prepared and checked in accordance with the Canberra Light Rail Stage 2 quality assurance system to ISO 9001:2015

AECOM
AECOM Australia Pty Ltd
A.B.N. 20 093 846 925

DRAWN A GRIVAS
DESIGNED J VAN DEN DUNGEN
DRG CHECK S WAN
DESIGN CHECK S WAN
APPROVED J PETERS

CANBERRA LIGHT RAIL 2A

ALIGNMENT

TYPICAL KERB DETAILS

SHEET 02

DESIGN LOT No: S210-STAGE 2A | SHEET: 02 OF 02 | A1
STATUS: APPROVALS ISSUE | ©
DRG No. S210-ACM-DRW-CIV-AL-0202 | EDMS No. | C

DF 801*554

C:\pwworking\aecom_ds12_au\arthur.grivas@aecom.com\d0142029\S210-ACM-DRW-CIV-AL-0202.dwg
File Plotted: S210-ACM-DRW-CIV-AL-0202
Plot Date & Time: 2/10/2023 8:13 AM
Plotted by GRIVASA

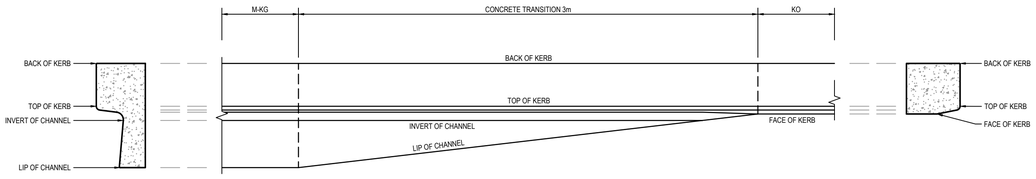

MODIFIED KERB AND GUTTER (M-KG) TO EXISTING 300mm KERB ONLY
SCALE 1:20

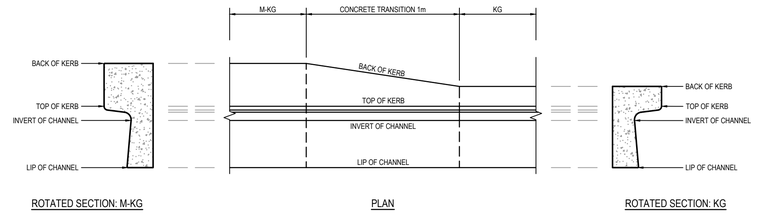

MODIFIED KERB AND GUTTER (M-KG) TO EXISTING KERB AND GUTTER (KG)
SCALE 1:20

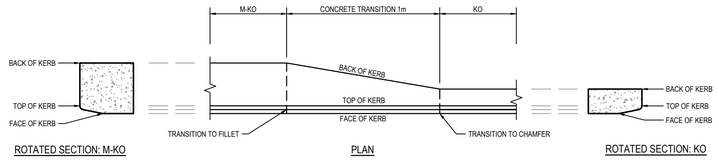

MODIFIED KERB ONLY (M-KO) TO EXISTING KERB ONLY (KO)
SCALE 1:20

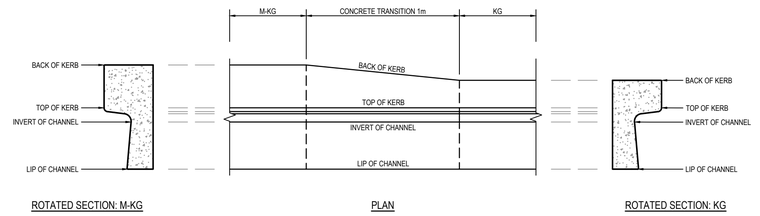

MODIFIED KERB AND GUTTER (M-KG) TO EXISTING 200MM KERB AND GUTTER
SCALE 1:20

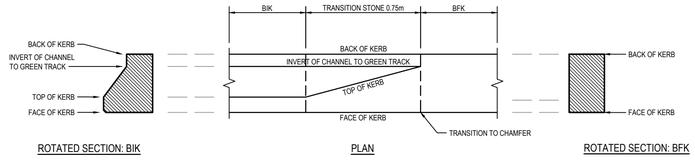

BLUESTONE ISLAND KERB (BIK) TO BLUESTONE FLUSH KERB (BFK)
SCALE 1:20

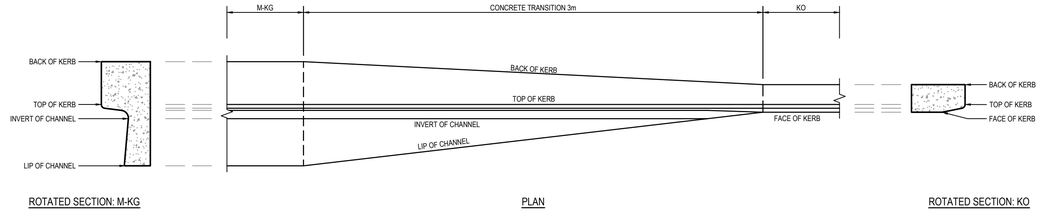

MODIFIED KERB & GUTTER (M-KG) TO KERB ONLY (KO)
SCALE 1:20

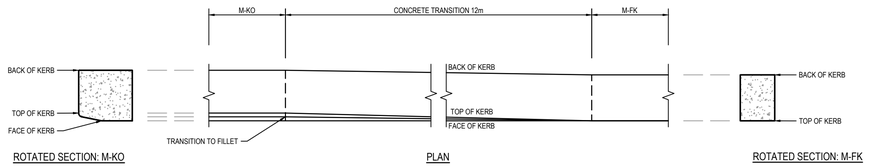

MODIFIED KERB ONLY (M-KO) TO MODIFIED FLUSH KERB (M-FK)
SCALE 1:20

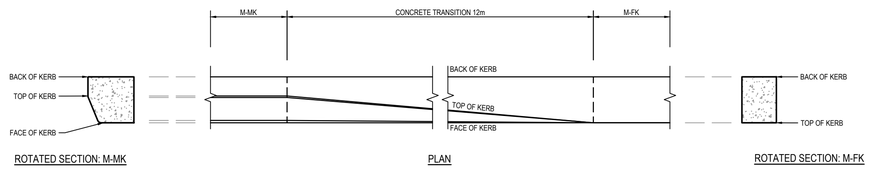

MODIFIED MOUNTABLE KERB (M-MK) TO MODIFIED FLUSH KERB (M-FK)
SCALE 1:20

NOTES:
1. KERB TRANSITIONS TO BE CONSTRUCTED IN CONCRETE.
2. ALL CONCRETE FOR TRANSITIONS TO BE N25.
3. ALL JOINTING AND FINISHING AS PER ACT STD DRG ACTSD-0101.

0.2 0 0.2 0.4 0.6 0.8m
1 : 20 FULL SIZE A1

SCALE @ A1

DRAWING COLOUR CODED - PRINT ALL COPIES IN COLOUR

NOT FOR CONSTRUCTION

C	APPROVALS ISSUE	JV 10.02.23	JM 10.02.23	JP 10.02.23
B	APPROVALS ISSUE	JV 16.12.22	JM 16.12.22	JP 16.12.22
A	CO-ORDINATION SET - WORK IN PROGRESS	JV 04.11.22	JM 04.11.22	JP 04.11.22
AMD	DESCRIPTION	DESIGNER SIGN./DATE	VERIFIED SIGN./DATE	APPROVED SIGN./DATE

CO-ORDINATE SYSTEM: STROMLO | HEIGHT DATUM: AHD | SCALE: AS SHOWN

ACT Government — Major Projects Canberra

AECOM Australia Pty Ltd
A.B.N. 20 093 846 925

This drawing is confidential and shall only be used for the purpose of this project.
The signing of this title block confirms the design and drafting of this project have been prepared and checked in accordance with the Canberra Light Rail Stage 2 quality assurance system to ISO 9001:2015

DRAWN A GRIVAS
DESIGNED J VAN DEN DUNGEN
DRG CHECK S WAN
DESIGN CHECK S WAN
APPROVED J PETERS

CANBERRA LIGHT RAIL 2A
ALIGNMENT
TYPICAL KERB TRANSITION DETAILS

SHEET 01

DESIGN LOT No: S210-STAGE 2A | SHEET: 01 OF 01 | A1
STATUS: APPROVALS ISSUE | ©
DRG No. S210-ACM-DRW-CIV-AL-0203 | EDMS No. | C

DF 801*554

Plotted by GRIVASA
Plot Date & Time 2/10/2023 8:13 AM
File Plotted:S210-ACM-DRW-CIV-AL-0203
C:\pwworking\aecom_ds12_au\arthur.grivas@aecom.com\d01420229\S210-ACM-DRW-CIV-AL-0203.dwg

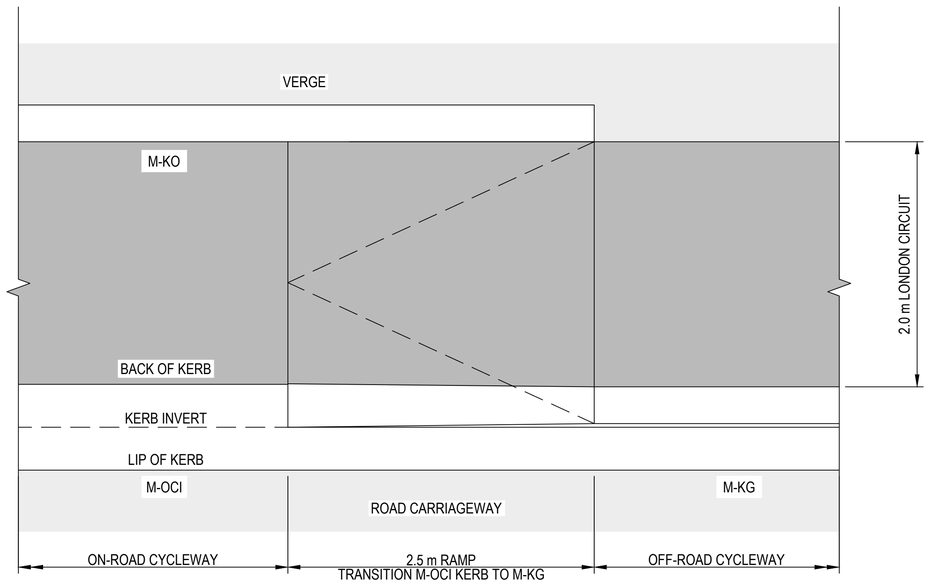

PLAN - TYPICAL CYCLEWAY TRANSITION (LONDON CIRCUIT/NORTHBOURNE AVENUE)

SCALE 1:25

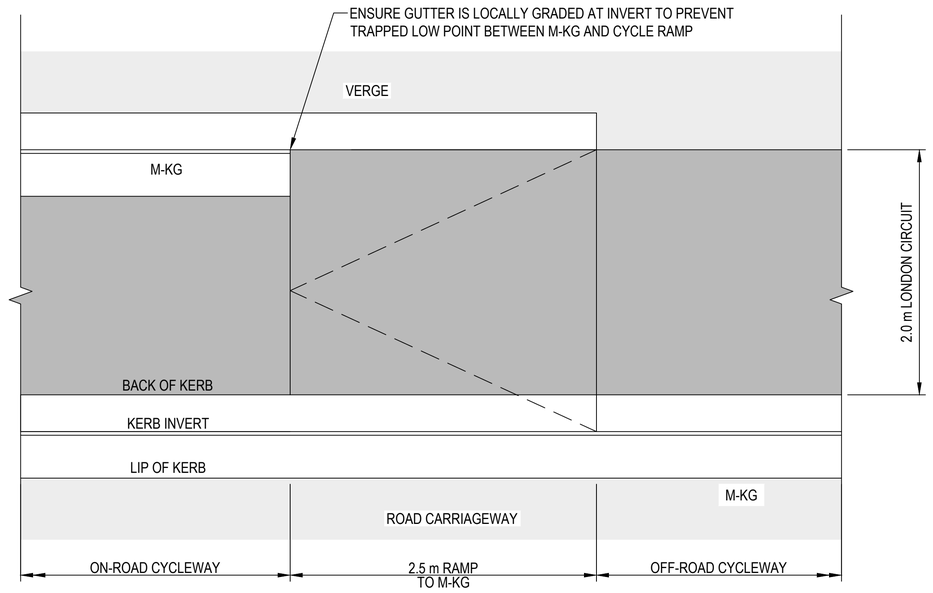

PLAN - TYPICAL CYCLEWAY TRANSITION (LONDON CIRCUIT/EAST ROW)

SCALE 1:25

0.25 0 0.25 0.50 0.75m

1 : 25 FULL SIZE A1

SCALE @ A1

DRAWING COLOUR CODED - PRINT ALL COPIES IN COLOUR

NOT FOR CONSTRUCTION

C	APPROVALS ISSUE	JV 10.02.23	JM 10.02.23	JP 10.02.23
B	APPROVALS ISSUE	JV 16.12.22	JM 16.12.22	JP 16.12.22
A	CO-ORDINATION SET - WORK IN PROGRESS	JV 04.11.22	JM 04.11.22	JP 04.11.22
AMD	DESCRIPTION	DESIGNER SIGN./DATE	VERIFIED SIGN./DATE	APPROVED SIGN./DATE

CO-ORDINATE SYSTEM: STROMLO | HEIGHT DATUM: AHD | SCALE: AS SHOWN

ACT Government — Major Projects Canberra

This drawing is confidential and shall only be used for the purpose of this project.
The signing of this title block confirms the design and drafting of this project have been prepared and checked in accordance with the Canberra Light Rail Stage 2 quality assurance system to ISO 9001:2015

AECOM
AECOM Australia Pty Ltd
A.B.N. 20 093 846 925

DRAWN A GRIVAS
DESIGNED J VAN DEN DUNGEN
DRG CHECK S WAN
DESIGN CHECK S WAN
APPROVED J PETERS

CANBERRA LIGHT RAIL 2A

ALIGNMENT

ONROAD / OFF ROAD CYCLEWAY TRANSITION DETAILS

SHEET 01

DESIGN LOT No: S210-STAGE 2A | SHEET: 01 OF 02 | A1

STATUS: APPROVALS ISSUE | ©

DRG No. S210-ACM-DRW-CIV-AL-0205 | EDMS No. | C

DF 801*554

Plotted by GRIVASA
Plot Date & Time 2/10/2023 8:14 AM
File Plotted S210-ACM-DRW-CIV-AL-0205
C:\pwworking\aecom_ds12_au\arthur.grivas@aecom.com\d0142029\S210-ACM-DRW-CIV-AL-0205.dwg

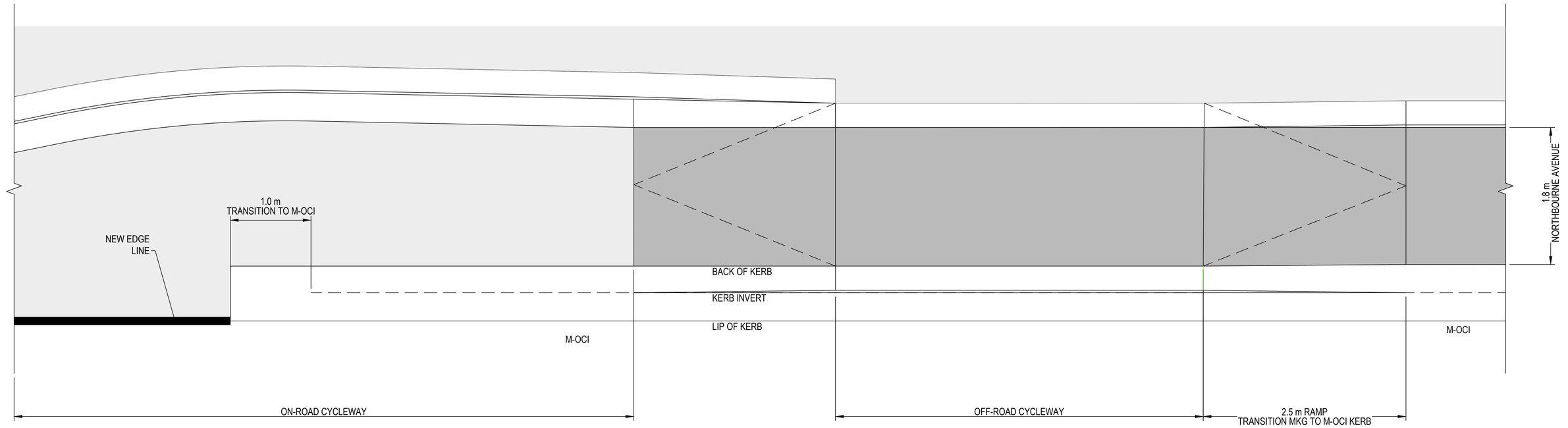

PLAN - TYPICAL CYCLEWAY TRANSITION (NORTHBOURNE AVENUE)

SCALE 1:25

NOT FOR CONSTRUCTION

0.25 0 0.25 0.50 0.75m

1 : 25 FULL SIZE A1

SCALE @ A1

DRAWING COLOUR CODED - PRINT ALL COPIES IN COLOUR

AMD	DESCRIPTION	DESIGNER SIGN./DATE	VERIFIED SIGN./DATE	APPROVED SIGN./DATE
C	APPROVALS ISSUE	JV 10.02.23	JM 10.02.23	JP 10.02.23
B	APPROVALS ISSUE	JV 16.12.22	JM 16.12.22	JP 16.12.22
A	CO-ORDINATION SET - WORK IN PROGRESS	JV 04.11.22	JM 04.11.22	JP 04.11.22

CO-ORDINATE SYSTEM: STROMLO | HEIGHT DATUM: AHD | SCALE: AS SHOWN

ACT Government
Major Projects Canberra

This drawing is confidential and shall only be used for the purpose of this project.
The signing of this title block confirms the design and drafting of this project have been prepared and checked in accordance with the Canberra Light Rail Stage 2 quality assurance system to ISO 9001:2015

AECOM
AECOM Australia Pty Ltd
A.B.N. 20 093 846 925

DRAWN A GRIVAS
DESIGNED J VAN DEN DUNGEN
DRG CHECK S WAN
DESIGN CHECK S WAN
APPROVED J PETERS

CANBERRA LIGHT RAIL 2A

ALIGNMENT

ONROAD / OFF ROAD CYCLEWAY TRANSITION DETAILS

SHEET 02

DESIGN LOT No: S210-STAGE 2A | SHEET: 02 OF 02 | A1

STATUS: APPROVALS ISSUE ©

DRG No. S210-ACM-DRW-CIV-AL-0206 | EDMS No. | C

DF 801*554

File Plotted&210-ACM-DRW-CIV-AL-0206
Plot Date & Time 2/10/2023 8:14 AM
Plotted by GRIVASA
C:\pwworking\aecom_ds12_au\arthur.grivas@aecom.com\d0142029\S210-ACM-DRW-CIV-AL-0206.dwg

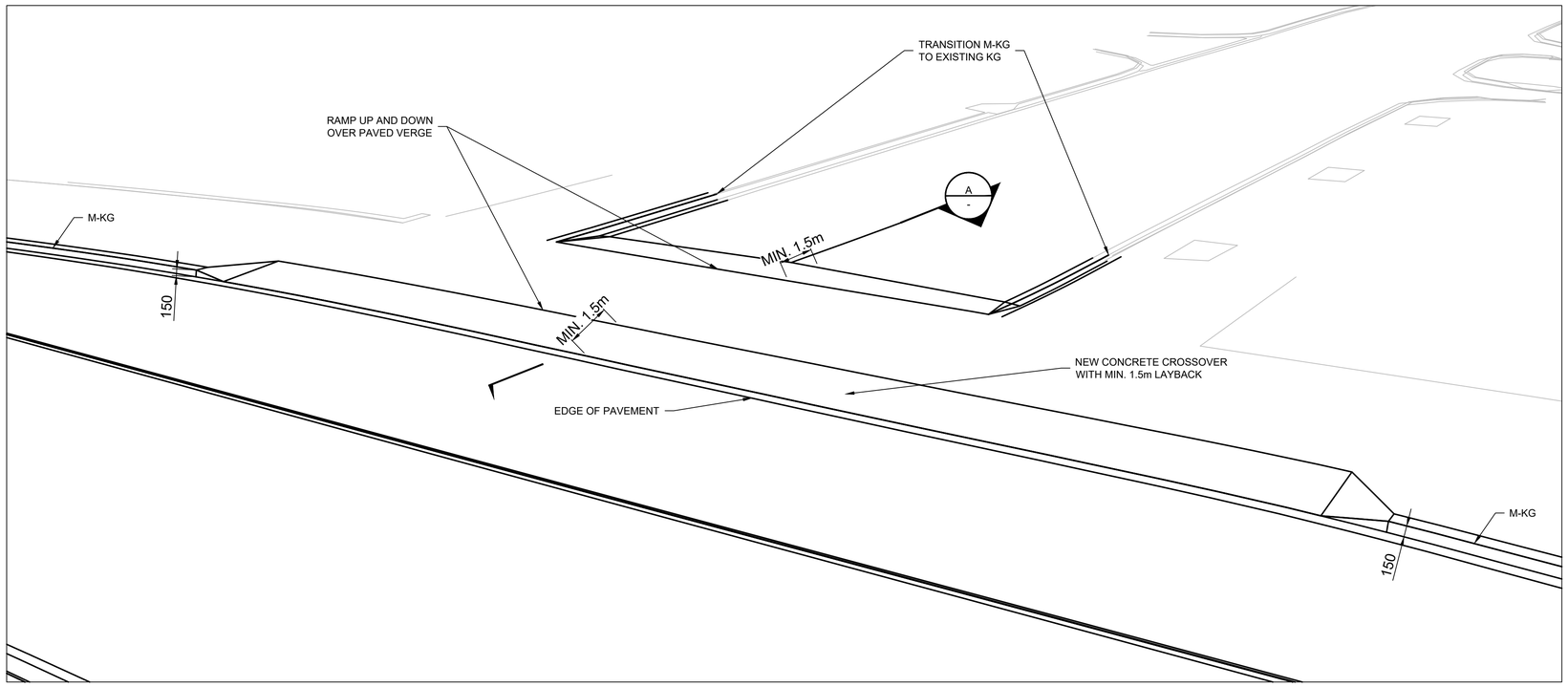

CONTINUOUS FOOTPATH TREATMENT OVER FARRELL PLACE

NOT TO SCALE

FARRELL PLACE

LONDON CIRCUIT

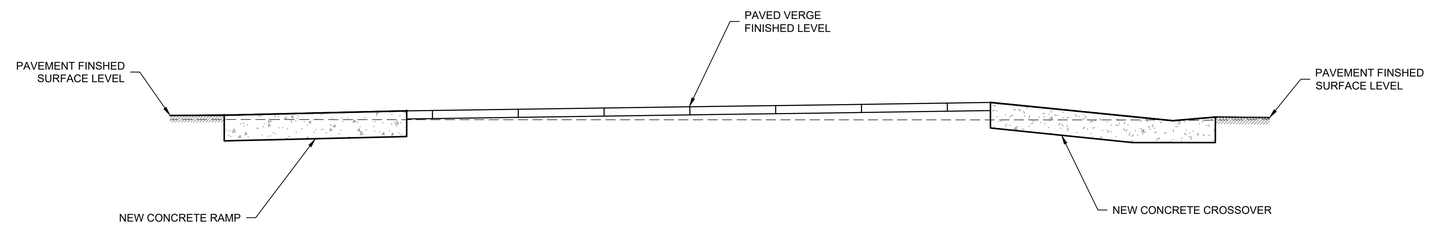

SECTION A - SCALE 1:25

NOT FOR CONSTRUCTION

0.1 0 0.1 0.2 0.3 0.4
1 : 10 FULL SIZE A1

0.25 0 0.25 0.50 0.75m
1 : 25 FULL SIZE A1

SCALE @ A1

DRAWING COLOUR CODED - PRINT ALL COPIES IN COLOUR

A	APPROVALS ISSUE	JV 16.12.22	JM 16.12.22	JP 16.12.22
AMD	DESCRIPTION	DESIGNER SIGN./DATE	VERIFIED SIGN./DATE	APPROVED SIGN./DATE

CO-ORDINATE SYSTEM: STROMLO | HEIGHT DATUM: AHD | SCALE: AS SHOWN

ACT government
Major Projects Canberra

This drawing is confidential and shall only be used for the purpose of this project.
The signing of this title block confirms the design and drafting of this project have been prepared and checked in accordance with the Canberra Light Rail Stage 2 quality assurance system to ISO 9001:2015

AECOM
AECOM Australia Pty Ltd
A.B.N. 20 093 846 925

DRAWN P SHIELS
DESIGNED J VAN DEN DUNGEN
DRG CHECK S WAN
DESIGN CHECK S WAN
APPROVED J PETERS

CANBERRA LIGHT RAIL 2A

ALIGNMENT

CFT & RAISED PEDESTRIAN CROSSINGS

SHEET 01

DESIGN LOT No: S210-STAGE 2A | SHEET: 01 OF 04 | A1

STATUS: APPROVALS ISSUE | ©

DRG No. S210-ACM-DRW-CIV-AL-0210 | EDMS No. | A

DF 801*554

C:\pwworking\aecom_ds12_au\arthur.grivas@aecom.com\d0142029\S210-ACM-DRW-CIV-AL-0210.dwg
File Plotted: S210-ACM-DRW-CIV-AL-0210
Plot Date & Time: 2/10/2023 8:14 AM
Plotted by GRIVASA

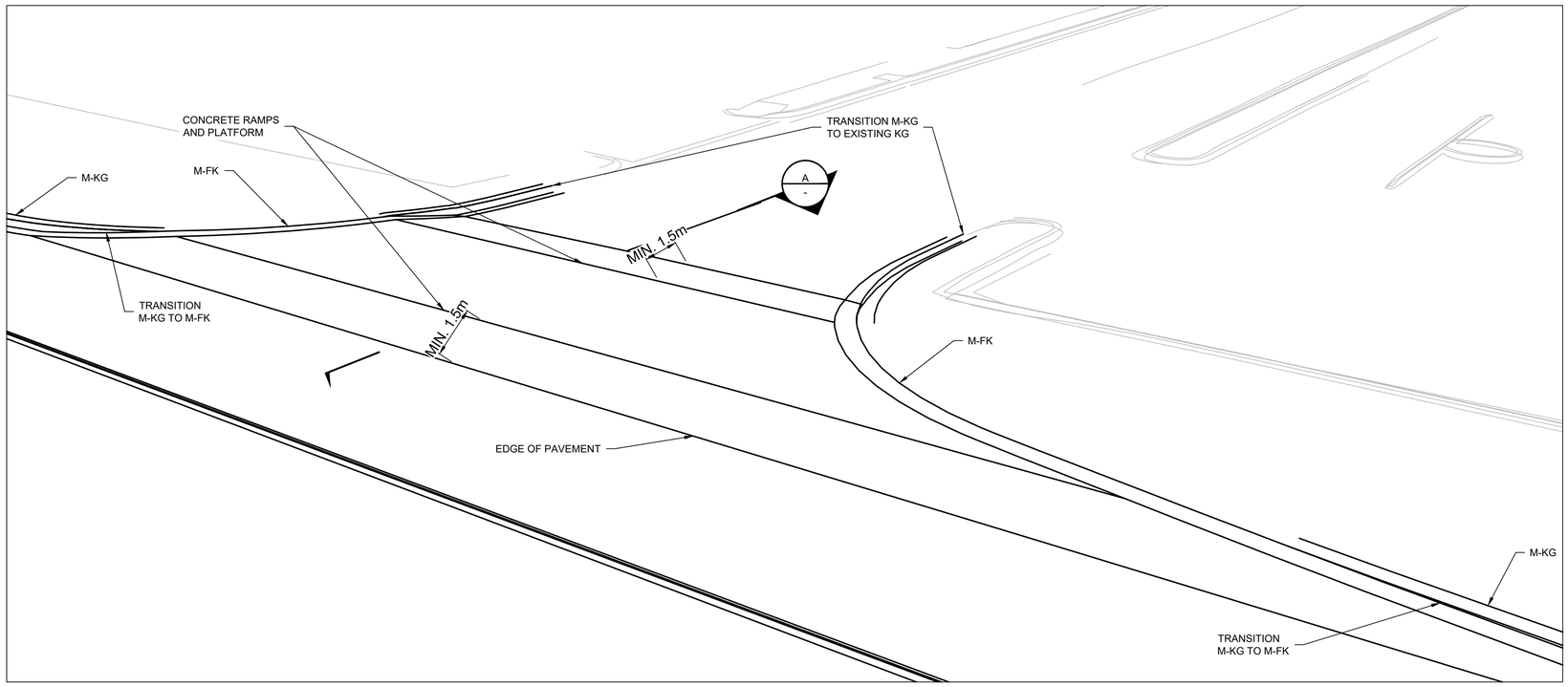

RAISED CONCRETE PEDESTRIAN CROSSING TREAMENT OVER KNOWLES PLACE SOUTH
NOT TO SCALE

KNOWLES PLACE SOUTH

LONDON CIRCUIT

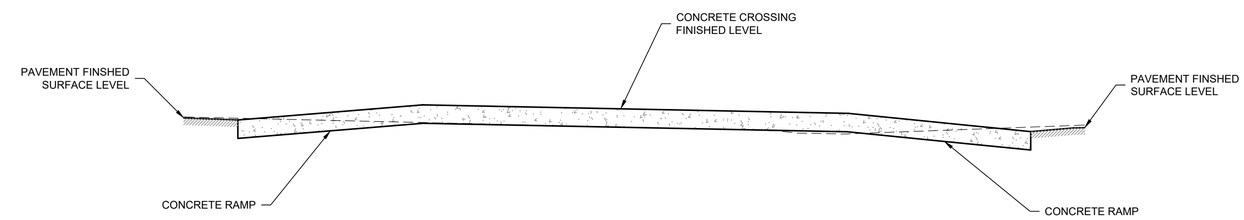

SECTION A
SCALE 1:25

NOT FOR CONSTRUCTION

0.1 0 0.1 0.2 0.3 0.4
1 : 10 FULL SIZE A1
0.25 0 0.25 0.50 0.75m
1 : 25 FULL SIZE A1
SCALE @ A1

DRAWING COLOUR CODED - PRINT ALL COPIES IN COLOUR

A	APPROVALS ISSUE	JV 16.12.22	JM 16.12.22	JP 16.12.22
AMD	DESCRIPTION	DESIGNER SIGN./DATE	VERIFIED SIGN./DATE	APPROVED SIGN./DATE

CO-ORDINATE SYSTEM: STROMLO | HEIGHT DATUM: AHD | SCALE: AS SHOWN

ACT Government
Major Projects Canberra

This drawing is confidential and shall only be used for the purpose of this project.
The signing of this title block confirms the design and drafting of this project have been prepared and checked in accordance with the Canberra Light Rail Stage 2 quality assurance system to ISO 9001:2015

AECOM
AECOM Australia Pty Ltd
A.B.N. 20 093 846 925

DRAWN P SHIELS
DESIGNED J VAN DEN DUNGEN
DRG CHECK S WAN
DESIGN CHECK S WAN
APPROVED J PETERS

CANBERRA LIGHT RAIL 2A
ALIGNMENT
CFT & RAISED PEDESTRIAN CROSSINGS

SHEET 02

DESIGN LOT No: S210-STAGE 2A | SHEET: 02 OF 04 | A1
STATUS: APPROVALS ISSUE | ©
DRG No. S210-ACM-DRW-CIV-AL-0211 | EDMS No. | A

DF 801*554

Plot Date & Time: 2/10/2023 8:14 AM
File Plotted: S210-ACM-DRW-CIV-AL-0211
C:\pwworking\aecom_ds12_au\arthur.grivas@aecom.com\d0142029\S210-ACM-DRW-CIV-AL-0211.dwg
Plotted by:GRIVASA

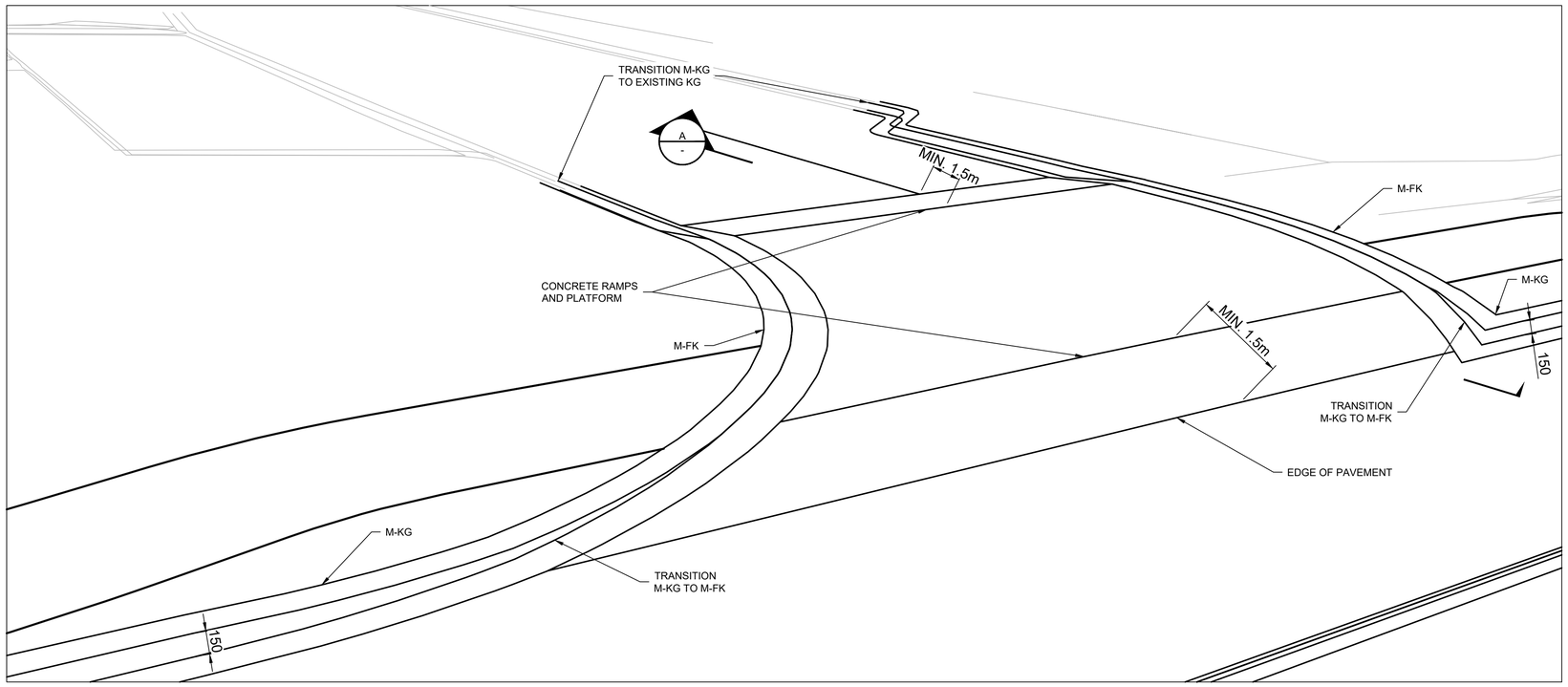

RAISED CONCRETE PEDESTRAIN CROSSING OVER KNOWLES PLACE NORTH

NOT TO SCALE

KNOWLES PLACE NORTH

LONDON CIRCUIT

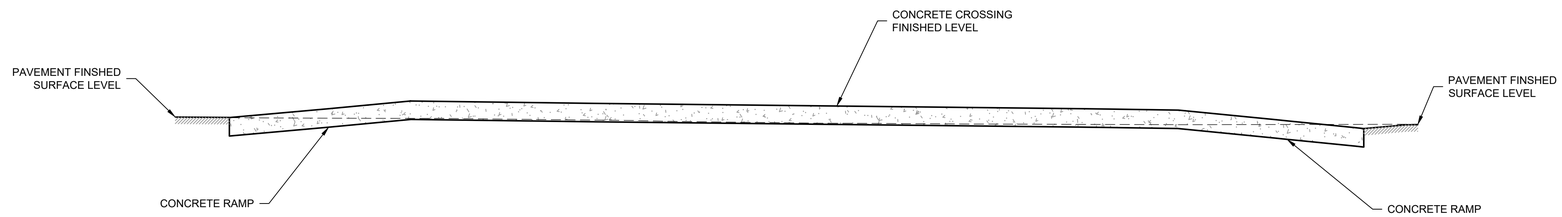

SECTION A -

SCALE 1:25

NOT FOR CONSTRUCTION

0.1 0 0.1 0.2 0.3 0.4
1 : 10 FULL SIZE A1

0.25 0 0.25 0.50 0.75m
1 : 25 FULL SIZE A1

SCALE @ A1

DRAWING COLOUR CODED - PRINT ALL COPIES IN COLOUR

AMD	DESCRIPTION	DESIGNER SIGN./DATE	VERIFIED SIGN./DATE	APPROVED SIGN./DATE
A	APPROVALS ISSUE	JV 16.12.22	JM 16.12.22	JP 16.12.22

CO-ORDINATE SYSTEM: STROMLO | HEIGHT DATUM: AHD | SCALE: AS SHOWN

ACT Government
Major Projects Canberra

This drawing is confidential and shall only be used for the purpose of this project.
The signing of this title block confirms the design and drafting of this project have been prepared and checked in accordance with the Canberra Light Rail Stage 2 quality assurance system to ISO 9001:2015

AECOM
AECOM Australia Pty Ltd
A.B.N. 20 093 846 925

DRAWN P SHIELS
DESIGNED J VAN DEN DUNGEN
DRG CHECK S WAN
DESIGN CHECK S WAN
APPROVED J PETERS

CANBERRA LIGHT RAIL 2A

ALIGNMENT

CFT & RAISED PEDESTRIAN CROSSINGS

SHEET 03

DESIGN LOT No: S210-STAGE 2A | SHEET: 03 OF 04 | A1

STATUS: APPROVALS ISSUE | ©

DRG No. S210-ACM-DRW-CIV-AL-0212 | EDMS No. | A

DF 801*554

C:\pwworking\aecom_ds12_au\arthur.grivas@aecom.com\d0142029\S210-ACM-DRW-CIV-AL-0212.dwg
File Plotted:S210-ACM-DRW-CIV-AL-0212
Plot Date & Time: 2/10/2023 8:15 AM
Plotted by:GRIVASA

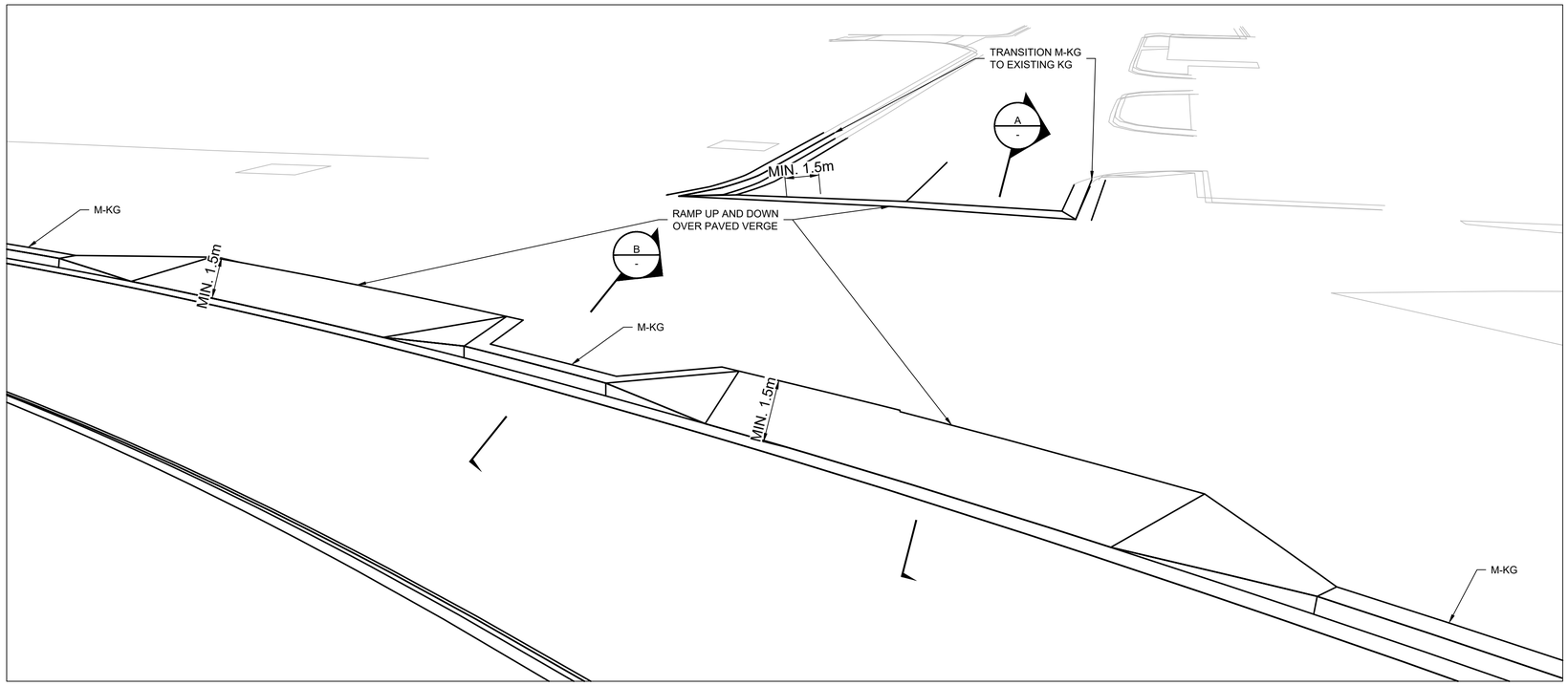

CONTINUOUS FOOTPATH TREATMENT OVER HOBART PLACE

NOT TO SCALE

HOBART PLACE

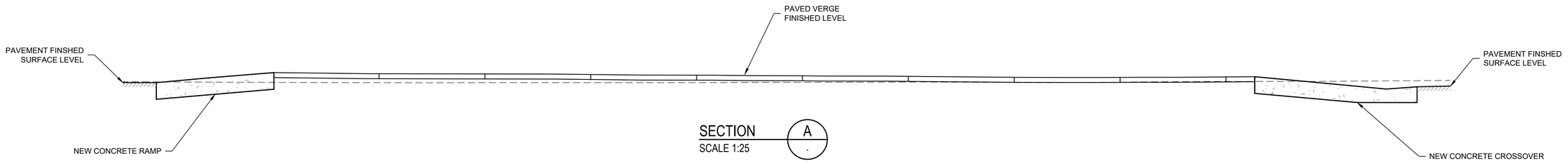

SECTION A
SCALE 1:25

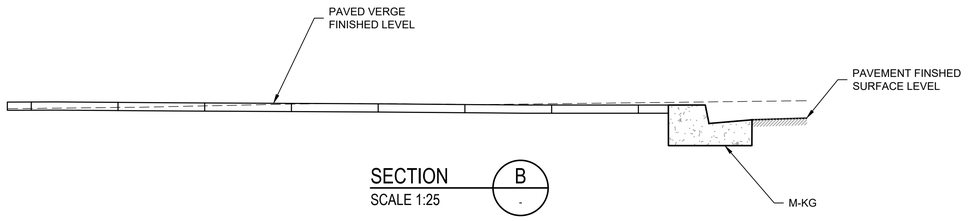

SECTION B
SCALE 1:25

NOT FOR CONSTRUCTION

0.1 0 0.1 0.2 0.3 0.4
1 : 10 FULL SIZE A1
0.25 0 0.25 0.50 0.75m
1 : 25 FULL SIZE A1
SCALE @ A1

DRAWING COLOUR CODED - PRINT ALL COPIES IN COLOUR

AMD	DESCRIPTION	DESIGNER SIGN./DATE	VERIFIED SIGN./DATE	APPROVED SIGN./DATE
A	APPROVALS ISSUE	JV 16.12.22	JM 16.12.22	JP 16.12.22

CO-ORDINATE SYSTEM: STROMLO | HEIGHT DATUM: AHD | SCALE: AS SHOWN

ACT Government
Major Projects Canberra

This drawing is confidential and shall only be used for the purpose of this project.
The signing of this title block confirms the design and drafting of this project have been prepared and checked in accordance with the Canberra Light Rail Stage 2 quality assurance system to ISO 9001:2015

AECOM
AECOM Australia Pty Ltd
A.B.N. 20 093 846 925

DRAWN P SHIELS
DESIGNED J VAN DEN DUNGEN
DRG CHECK S WAN
DESIGN CHECK S WAN
APPROVED J PETERS

CANBERRA LIGHT RAIL 2A
ALIGNMENT
CFT & RAISED PEDESTRIAN CROSSINGS

SHEET 04

DESIGN LOT No: S210-STAGE 2A | SHEET: 04 OF 04 | A1
STATUS: APPROVALS ISSUE | ©
DRG No. S210-ACM-DRW-CIV-AL-0213 | EDMS No. | A

DF 801*554

C:\pwworking\aecom_ds12_au\arthur.grivas@aecom.com\d0142029\S210-ACM-DRW-CIV-AL-0213.dwg
File Plotted
S210-ACM-DRW-CIV-AL-0213
Plot Date & Time 2/10/2023 8:15 AM
Plotted by GRIVASA

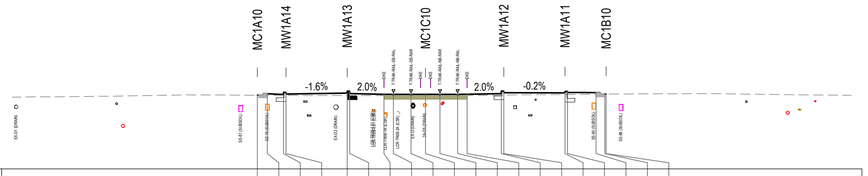

DATUM 562.00

STRING LABELS		CER	CBL	EH	WTR	CEL	WBL	CEL		CLB		CEL	EHL	WTR	CER	WBR	EH1L		CEL
DESIGN LEVELS		568.009	568.131	568.073	568.245	568.188	568.347	568.087	568.087	568.087	568.087	568.087	568.087	568.142	568.357	568.204	568.321	568.220	568.099	568.098
DEPTH TO EXISTING		-0.005	-0.128	-0.071	-0.244	-0.202	-0.362	-0.104	-0.104	-0.104	-0.111	-0.099	-0.094	-0.091	-0.121	-0.332	-0.137	-0.253	-0.131	-0.000	0.003
EXISTING SURFACE		568.004	568.003	568.001	568.001	567.985	567.985	567.983	567.983	567.983	567.970	567.987	567.993	567.996	568.021	568.025	568.068	568.068	568.089	568.099	568.100
OFFSETS		-13.724	-12.911	-11.592	-11.391	-6.390	-6.190	-3.390	-2.617	-1.182	0.000	1.183	2.618	3.399	6.184	6.389	11.390	11.590	13.921	14.635	14.746

CHAINAGE 80.000

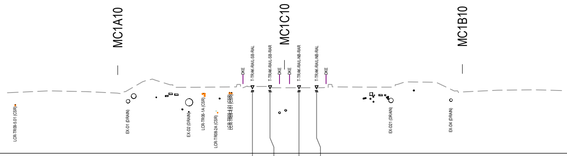

DATUM 563.00

STRING LABELS					
DESIGN LEVELS	568.138	568.138	568.138	568.138	
DEPTH TO EXISTING	0.307	0.260	0.209	0.210	
EXISTING SURFACE	568.444	568.397	568.346	568.347	
OFFSETS	-2.617	-1.182	1.183	2.618	

CHAINAGE 60.000

2 0 2 4 6 8m

1 : 200 FULL SIZE A1

SCALE @ A1

DRAWING COLOUR CODED - PRINT ALL COPIES IN COLOUR

NOT FOR CONSTRUCTION

G	APPROVALS ISSUE	JV 10.02.23	JM 10.02.23	JP 10.02.23
F	APPROVALS ISSUE	JV 16.12.22	JM 16.12.22	JP 16.12.22
AMD	DESCRIPTION	DESIGNER SIGN./DATE	VERIFIED SIGN./DATE	APPROVED SIGN./DATE

CO-ORDINATE SYSTEM: STROMLO HEIGHT DATUM: AHD SCALE: AS SHOWN

ACT Government Major Projects Canberra

AECOM Australia Pty Ltd
A.B.N. 20 093 846 925

This drawing is confidential and shall only be used for the purpose of this project.
The signing of this title block confirms the design and drafting of this project have been prepared and checked in accordance with the Canberra Light Rail Stage 2 quality assurance system to ISO 9001:2015

DRAWN S NAIDU
DESIGNED J VAN DEN DUNGEN
DRG CHECK S WAN
DESIGN CHECK S WAN
APPROVED J PETERS

CANBERRA LIGHT RAIL 2A

ALIGNMENT

CROSS SECTIONS MC1C10

SHEET 1

DESIGN LOT No: S210-STAGE 2A | SHEET: 01 OF 39 | A1

STATUS: APPROVALS ISSUE ©

DRG No. S210-ACM-DRW-CIV-AL-0401 | EDMS No. | G

DF 801*554

Plotted by:GRIVASA
Plot Date & Time: 2/10/2023 8:15 AM
File Plotted:S210-ACM-DRW-CIV-AL-0401
C:\pwworking\aecom_ds12_au\arthur.grivas@aecom.com\d0142029\S210-ACM-DRW-CIV-AL-0401.dwg

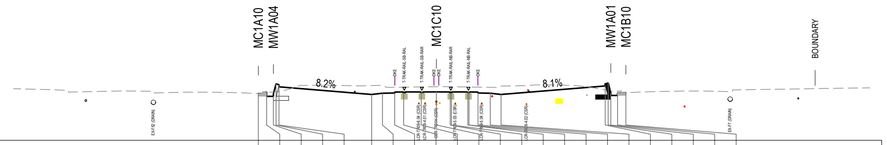

DATUM 564.00

STRING LABELS		CER	CBR	EH2R	WTR	WBR	EVL	CE1L	CEL	CER	CE2R	CLB	CE3L	CE2L	CE1L	CEL	CER	CE1R	EVR	EH4L	WTL	EH3L	EH1L	
DESIGN LEVELS		567.819	567.924	567.589	568.604	568.539	567.742	567.842	567.862	567.862	567.862	567.952	567.862	567.862	567.862	567.862	567.862	567.842	567.742	568.434	568.674	567.859	567.659	567.889
DEPTH TO EXISTING		-0.005	0.012	0.349	-0.643	-0.546	0.725	0.644	0.465	0.475	0.497	0.425	0.512	0.510	0.490	0.488	0.477	0.483	0.687	-0.321	-0.608	0.165	0.354	-0.003
EXISTING SURFACE		567.813	567.935	567.937	567.961	567.993	568.467	568.485	568.326	568.337	568.358	568.377	568.373	568.372	568.351	568.350	568.339	568.324	568.429	568.113	568.066	568.024	568.013	567.886
OFFSETS		-14.531	-13.851	-13.302	-13.083	-12.842	-5.279	-4.399	-3.399	-2.667	-1.232	0.000	1.133	1.233	2.568	2.668	3.401	4.401	5.281	13.781	14.023	14.241	14.790	15.471

CHAINAGE 120.000

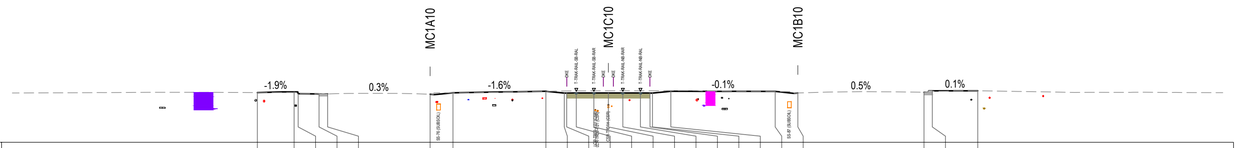

DATUM 564.00

STRING LABELS		EXL	CBL	CBL	CBL		CER	EH	CB1L	CBL	CEL			CLR		CER	CBR	CB1R	EH		CEL	CBL	EXL	
DESIGN LEVELS		568.054	568.111	567.961	567.944	567.944	567.918	568.039	568.163	568.013	568.013	568.029	568.029	568.023	568.029	568.029	568.013	568.013	568.163	568.152	568.022	568.076	568.196	568.200
DEPTH TO EXISTING		0.001	-0.055	0.094	0.008	-0.001	-0.003	0.002	0.000	0.173	0.174	0.164	0.173	0.182	0.177	0.175	0.193	0.194	0.053	-0.008	0.000	-0.001	-0.037	0.000
EXISTING SURFACE		568.055	568.057	568.056	567.952	567.944	567.915	568.040	568.163	568.186	568.187	568.192	568.202	568.205	568.206	568.203	568.206	568.207	568.216	568.143	568.022	568.075	568.159	568.200
OFFSETS		-28.648	-25.648	-25.318	-23.614	-22.914	-14.550	-12.682	-5.100	-3.600	-3.400	-2.617	-1.182	0.000	1.183	2.618	3.400	3.600	5.100	13.617	15.468	25.763	26.443	30.151

CHAINAGE 100.000

NOT FOR CONSTRUCTION

AMD	DESCRIPTION	DESIGNER SIGN./DATE	VERIFIED SIGN./DATE	APPROVED SIGN./DATE
G	APPROVALS ISSUE	JV 10.02.23	JM 10.02.23	JP 10.02.23
F	APPROVALS ISSUE	JV 16.12.22	JM 16.12.22	JP 16.12.22

CO-ORDINATE SYSTEM: STROMLO | HEIGHT DATUM: AHD | SCALE: AS SHOWN

ACT Government — Major Projects Canberra

AECOM Australia Pty Ltd
A.B.N. 20 093 846 925

This drawing is confidential and shall only be used for the purpose of this project.
The signing of this title block confirms the design and drafting of this project have been prepared and checked in accordance with the Canberra Light Rail Stage 2 quality assurance system to ISO 9001:2015

DRAWN S NAIDU
DESIGNED J VAN DEN DUNGEN
DRG CHECK S WAN
DESIGN CHECK S WAN
APPROVED J PETERS

CANBERRA LIGHT RAIL 2A

ALIGNMENT
CROSS SECTIONS
MC1C10
SHEET 2

DESIGN LOT No: S210-STAGE 2A | SHEET: 02 OF 39 | A1
STATUS: APPROVALS ISSUE | ©
DRG No. S210-ACM-DRW-CIV-AL-0402 | EDMS No. | G

2 0 2 4 6 8m
1 : 200 FULL SIZE A1
SCALE @ A1

DRAWING COLOUR CODED - PRINT ALL COPIES IN COLOUR

DF 801*554

Plotted by:GRIVASA
Plot Date & Time: 2/10/2023 8:15 AM
File Plotted:S210-ACM-DRW-CIV-AL-0402
C:\pwworking\aecom_ds12_au\arthur.grivas@aecom.com\d0142029\S210-ACM-DRW-CIV-AL-0402.dwg

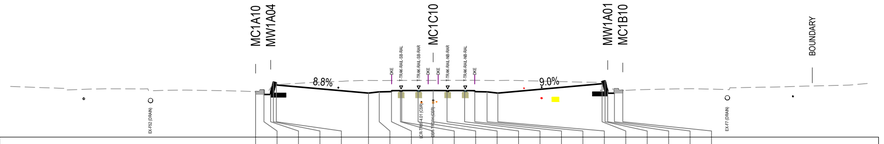

DATUM 564.00

STRING LABELS	CER	CBR	EH2R	WTR	WBR	EVL	CE1L	CEL	CER	CE1R	CE2R	CLB	CE3L	CE1L	CER	CE1R	EVR	EH4L	WTL	EH3L	EH1L	
DESIGN LEVELS	567.707	567.827	567.477	568.492	568.427	567.589	567.689	567.709	567.709	567.709	567.709	567.799	567.709	567.709	567.709	567.689	567.589	568.354	568.594	567.779	567.579	567.809
DEPTH TO EXISTING	-0.001	-0.013	0.548	-0.224	-0.147	1.031	0.925	0.909	0.913	0.914	0.915	0.826	0.918	0.921	0.921	0.933	1.028	0.084	-0.212	0.225	0.347	-0.005
EXISTING SURFACE	567.706	567.814	568.025	568.268	568.280	568.621	568.614	568.618	568.623	568.623	568.625	568.625	568.627	568.630	568.630	568.622	568.617	568.438	568.382	568.004	567.926	567.804
OFFSETS	-14.492	-13.812	-13.263	-13.044	-12.803	-5.279	-4.399	-3.399	-2.667	-2.567	-1.232	0.000	1.133	2.568	3.401	4.401	5.281	13.788	14.030	14.248	14.797	15.478

CHAINAGE 160.000

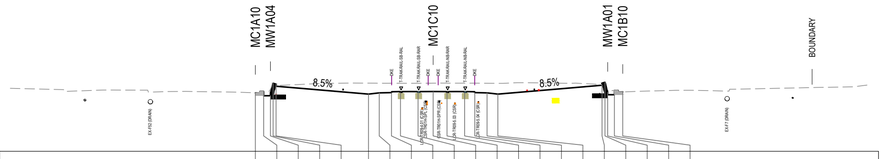

DATUM 563.00

STRING LABELS	CER	CBR	EH2R	WTR	WBR	EVL	CE1L	CEL	CER	CE2R	CLB	CE3L	CE1L	CER	CE1R	EVR	EH4L	WTL	EH3L	EH1L	
DESIGN LEVELS	567.763	567.883	567.533	568.548	568.483	567.665	567.765	567.785	567.785	567.785	567.876	567.785	567.785	567.785	567.765	567.665	568.389	568.629	567.814	567.614	567.844	
DEPTH TO EXISTING	0.005	-0.003	0.533	-0.185	-0.111	0.895	0.790	0.768	0.766	0.766	0.682	0.775	0.773	0.772	0.785	0.878	0.043	-0.230	0.195	0.354	-0.002	
EXISTING SURFACE	567.768	567.879	568.066	568.362	568.371	568.560	568.555	568.553	568.551	568.551	568.557	568.561	568.558	568.557	568.550	568.544	568.432	568.399	568.009	567.968	567.841	
OFFSETS	-14.512	-13.831	-13.282	-13.063	-12.822	-5.279	-4.399	-3.399	-2.667	-1.232	0.000	1.133	2.568	3.401	4.401	5.281	13.784	14.026	14.244	14.793	15.475	

CHAINAGE 140.000

NOT FOR CONSTRUCTION

2.5 0 2.5 5 7.5m
1 : 250 FULL SIZE A1

SCALE @ A1

DRAWING COLOUR CODED - PRINT ALL COPIES IN COLOUR

AMD	DESCRIPTION	DESIGNER SIGN./DATE	VERIFIED SIGN./DATE	APPROVED SIGN./DATE
G	APPROVALS ISSUE	JV 10.02.23	JM 10.02.23	JP 10.02.23
F	APPROVALS ISSUE	JV 16.12.22	JM 16.12.22	JP 16.12.22

CO-ORDINATE SYSTEM: STROMLO | HEIGHT DATUM: AHD | SCALE: AS SHOWN

ACT Government — Major Projects Canberra

AECOM Australia Pty Ltd
A.B.N. 20 093 846 925

This drawing is confidential and shall only be used for the purpose of this project.
The signing of this title block confirms the design and drafting of this project have been prepared and checked in accordance with the Canberra Light Rail Stage 2 quality assurance system to ISO 9001:2015

DRAWN S NAIDU
DESIGNED J VAN DEN DUNGEN
DRG CHECK S WAN
DESIGN CHECK S WAN
APPROVED J PETERS

CANBERRA LIGHT RAIL 2A

ALIGNMENT
CROSS SECTIONS
MC1C10
SHEET 3

DESIGN LOT No: S210-STAGE 2A | SHEET: 03 OF 39 | A1
STATUS: APPROVALS ISSUE | ©
DRG No. S210-ACM-DRW-CIV-AL-0403 | EDMS No. | G

DF 801*554

Plotted by:GRIVASA
Plot Date & Time: 2/10/2023 8:16 AM
File Plotted:C:\210-ACM-DRW-CIV-AL-0403
C:\pwworking\aecom_ds12_au\arthur.grivas@aecom.com\d0142029\S210-ACM-DRW-CIV-AL-0403.dwg

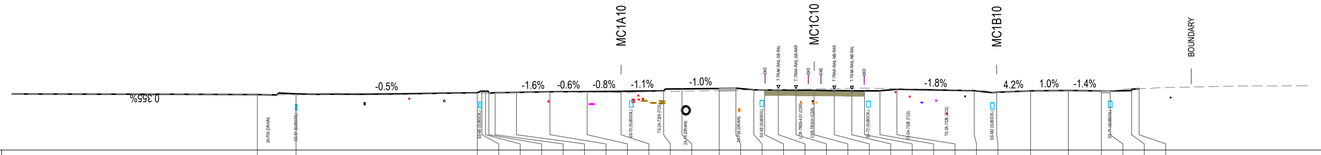

DATUM 563.00

STRING LABELS		CEL	CBL		CEL	CBL	CBL	CEL	CEL	L32L	L31L	CER	CEL	CBL	CBL	EH	CEL		CLR		CER	EH	EH	EH	CEL	L31R	L32R	CEL	CBL	CEL	CBR
DESIGN LEVELS		567.525	567.591		567.672	567.801	567.800	567.649	567.677	567.705	567.750	567.768	567.790	567.826	567.991	568.020	568.043	567.953	567.897	567.905	567.890	567.868	567.858	567.839	567.828	567.830	567.959	567.846	567.713	567.829	567.861	567.824	567.824	567.850	568.009
DEPTH TO EXISTING		-0.001	-0.080		-0.024	-0.147	-0.141	0.015	-0.003	-0.010	-0.022	-0.052	-0.095	-0.039	-0.183	-0.170	-0.164	-0.047	0.011	0.018	0.062	0.112	0.155	0.199	0.223	0.200	0.048	0.013	-0.012	0.000	0.000	0.000	-0.001	0.157	-0.010
EXISTING SURFACE		567.524	567.511		567.648	567.654	567.660	567.664	567.675	567.695	567.729	567.716	567.695	567.787	567.808	567.850	567.880	567.906	567.907	567.923	567.952	567.981	568.013	568.038	568.051	568.030	568.007	567.859	567.701	567.830	567.861	567.824	567.823	567.999	
OFFSETS		-45.444	-42.287		-27.489	-27.117	-26.821	-26.548	-26.036	-24.293	-21.564	-18.523	-15.756	-12.283	-10.784	-7.747	-6.384	-4.923	-4.039	-2.920	-1.483	0.001	1.642	3.078	4.112	5.375	6.756	13.068	14.902	17.670	20.745	23.447	24.166	25.912	26.523

CHAINAGE 200.000

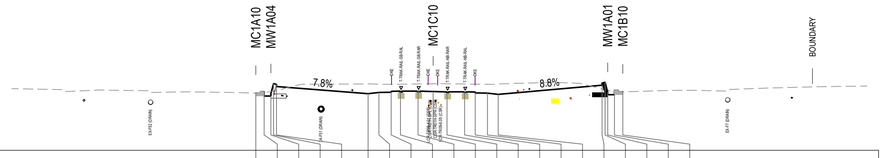

DATUM 563.00

STRING LABELS		CER	CBR	EH2R	WTR	WBR	EVL	CE1L	CEL	CER	CE2R	CLB	CE3L	CE1L	CER	CE1R	EVR	EH4L	WTL	EH3L	EH1L	
DESIGN LEVELS		567.657	567.777	567.427	568.442	568.377	567.617	567.717	567.737	567.737	567.736	567.794	567.681	567.681	567.681	567.661	567.561	568.310	568.550	567.735	567.535	567.765
DEPTH TO EXISTING		0.002	-0.027	0.368	-0.608	-0.500	0.798	0.674	0.649	0.656	0.673	0.627	0.744	0.728	0.717	0.722	0.837	-0.302	-0.602	0.154	0.344	-0.002
EXISTING SURFACE		567.659	567.750	567.795	567.835	567.878	568.414	568.391	568.385	568.393	568.409	568.421	568.425	568.409	568.398	568.383	568.398	568.008	567.948	567.889	567.879	567.763
OFFSETS		-14.473	-13.793	-13.244	-13.025	-12.784	-5.306	-4.426	-3.426	-2.667	-1.232	0.000	1.133	2.568	3.433	4.434	5.314	13.791	14.033	14.251	14.800	15.481

CHAINAGE 180.000

NOT FOR CONSTRUCTION

2.5 0 2.5 5 7.5m
1 : 250 FULL SIZE A1

SCALE @ A1

DRAWING COLOUR CODED - PRINT ALL COPIES IN COLOUR

AMD	DESCRIPTION	DESIGNER SIGN./DATE	VERIFIED SIGN./DATE	APPROVED SIGN./DATE
G	APPROVALS ISSUE	JV 10.02.23	JM 10.02.23	JP 10.02.23
F	APPROVALS ISSUE	JV 16.12.22	JM 16.12.22	JP 16.12.22

CO-ORDINATE SYSTEM: STROMLO | HEIGHT DATUM: AHD | SCALE: AS SHOWN

ACT Government
Major Projects Canberra

AECOM
AECOM Australia Pty Ltd
A.B.N. 20 093 846 925

This drawing is confidential and shall only be used for the purpose of this project.
The signing of this title block confirms the design and drafting of this project have been prepared and checked in accordance with the Canberra Light Rail Stage 2 quality assurance system to ISO 9001:2015

DRAWN S NAIDU
DESIGNED J VAN DEN DUNGEN
DRG CHECK S WAN
DESIGN CHECK S WAN
APPROVED J PETERS

CANBERRA LIGHT RAIL 2A

ALIGNMENT
CROSS SECTIONS
MC1C10
SHEET 4

DESIGN LOT No: S210-STAGE 2A | SHEET: 04 OF 39 | A1
STATUS: APPROVALS ISSUE | ©
DRG No. S210-ACM-DRW-CIV-AL-0404 | EDMS No. | G

DF 801*554

Plotted by:GRIVASA Plot Date & Time: 2/10/2023 8:16 AM File Plotted:S210-ACM-DRW-CIV-AL-0404 C:\pw\working\acom_ds12_au\arthur.grivas@aecom.com\d0142029\S210-ACM-DRW-GIV-AL-0404.dwg

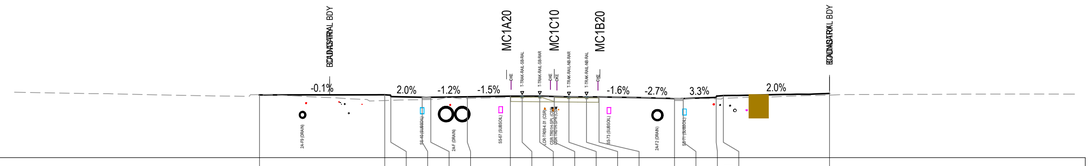

DATUM 563.00

STRING LABELS		EXR		CBL	CBL	L3L	CEL		CLB		CER	CEL	CBL	CEL	CBR	EXL
DESIGN LEVELS		568.115		568.127	567.976	567.925	567.960	568.013	568.020	568.020	567.988	567.967	567.963	567.952	567.820	567.820	567.910	568.064		568.235
DEPTH TO EXISTING		0.017		-0.470	-0.301	-0.199	-0.183	-0.132	-0.105	-0.094	-0.067	-0.020	0.006	0.023	0.000	0.033	0.019	-0.112	-0.215		-0.139
EXISTING SURFACE		568.132		567.657	567.675	567.726	567.742	567.828	567.908	567.926	567.953	567.967	567.973	567.986	567.953	567.853	567.839	567.798	567.849		568.096
OFFSETS		-24.057		-13.833	-13.339	-10.779	-10.076	-7.095	-3.580	-2.618	-1.183	0.000	1.197	2.633	3.656	9.815	10.526	13.218	13.801		22.467

CHAINAGE 240.000

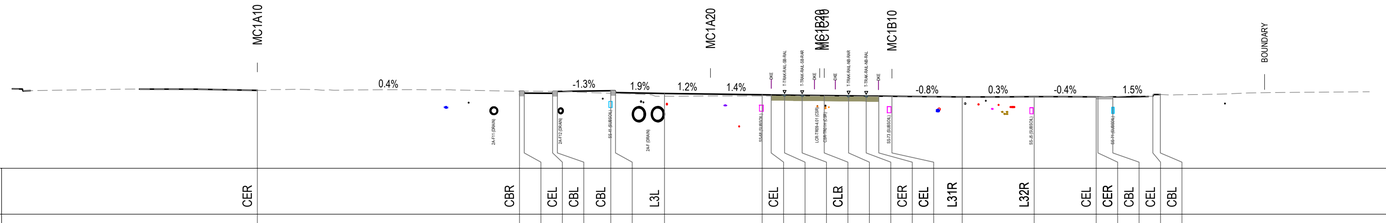

DATUM 562.00

STRING LABELS		CER		CBR	CEL	CBL	CBL	L3L		CEL		CLB		CER	CEL	L31R		L32R		CEL	CER	CBL	CEL	CBL
DESIGN LEVELS		568.357		568.280	568.131	568.119	568.270	568.326	568.176	568.101		567.999	567.989	567.976	567.956	567.933	567.919	567.899	567.889	567.873	567.825		567.844		567.825	567.822	567.825	567.875	568.020
DEPTH TO EXISTING		-0.000		0.010	0.161	0.159	0.033	-0.206	-0.068	-0.219		-0.101	-0.092	-0.080	-0.053	-0.042	-0.050	-0.041	-0.040	-0.028	0.001		-0.002		0.000	0.000	0.000	0.088	0.003
EXISTING SURFACE		568.357		568.290	568.292	568.278	568.302	568.120	568.108	567.883		567.898	567.898	567.896	567.903	567.891	567.869	567.858	567.849	567.845	567.826		567.841		567.825	567.822	567.825	567.963	568.022
OFFSETS		-46.270		-24.875	-24.489	-22.171	-21.785	-17.424	-17.038	-13.040		-5.068	-4.331	-3.240	-1.805	0.000	1.987	3.423	4.453	5.524	11.259		17.134		22.196	22.342	23.552	26.820	27.431

CHAINAGE 220.000

NOT FOR CONSTRUCTION

2.5 0 2.5 5 7.5m
1 : 250 FULL SIZE A1

SCALE @ A1

DRAWING COLOUR CODED - PRINT ALL COPIES IN COLOUR

AMD	DESCRIPTION	DESIGNER SIGN./DATE	VERIFIED SIGN./DATE	APPROVED SIGN./DATE
G	APPROVALS ISSUE	JV 10.02.23	JM 10.02.23	JP 10.02.23
F	APPROVALS ISSUE	JV 16.12.22	JM 16.12.22	JP 16.12.22

CO-ORDINATE SYSTEM: STROMLO | HEIGHT DATUM: AHD | SCALE: AS SHOWN

ACT Government – Major Projects Canberra

AECOM Australia Pty Ltd
A.B.N. 20 093 846 925

This drawing is confidential and shall only be used for the purpose of this project.
The signing of this title block confirms the design and drafting of this project have been prepared and checked in accordance with the Canberra Light Rail Stage 2 quality assurance system to ISO 9001:2015

DRAWN S NAIDU
DESIGNED J VAN DEN DUNGEN
DRG CHECK S WAN
DESIGN CHECK S WAN
APPROVED J PETERS

CANBERRA LIGHT RAIL 2A

ALIGNMENT
CROSS SECTIONS
MC1C10
SHEET 5

DESIGN LOT No: S210-STAGE 2A | SHEET: 05 OF 39 | A1
STATUS: APPROVALS ISSUE | ©
DRG No. S210-ACM-DRW-CIV-AL-0405 | EDMS No. | G

DF 801*554

File Plotted:C:\pwworking\aecom_ds12_au\arthur.grivas@aecom.com\d0142029\S210-ACM-DRW-CIV-AL-0405.dwg
Plot Date & Time: 2/10/2023 8:16 AM
Plotted by:GRIVASA

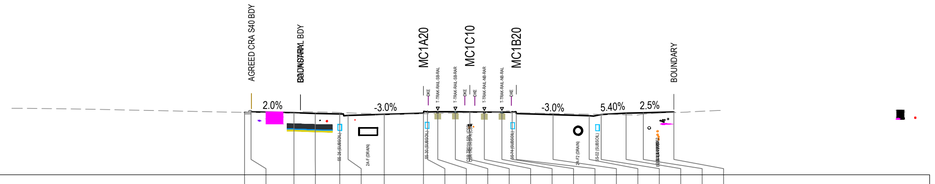

DATUM 563.00

STRING LABELS		CER	CBR	E8R	E9L	CBL		L31L	CER	CBR			CLR		CB1L		L31R	CER	CBR	E9R	E91R	EXR
DESIGN LEVELS		568.087	568.207	568.062	568.001	567.961	567.841	567.929	568.024	568.174	568.146	568.146	568.125	568.115	568.095	567.995	567.904	567.815	567.915	568.024	568.056	568.123
DEPTH TO EXISTING		0.003	-0.124	-0.052	0.127	0.111	0.208	-0.047	-0.046	-0.186	-0.140	-0.108	-0.062	-0.034	-0.021	0.072	0.096	0.125	0.011	-0.132	-0.104	-0.048
EXISTING SURFACE		568.090	568.083	568.010	568.128	568.071	568.048	567.882	567.978	567.988	568.006	568.038	568.062	568.082	568.074	568.067	568.000	567.940	567.927	567.892	567.952	568.075
OFFSETS		-18.388	-17.858	-14.357	-12.618	-10.618	-9.938	-6.988	-3.787	-3.457	-2.618	-1.183	0.000	1.182	2.617	3.457	3.792	6.792	9.742	10.722	12.752	14.157	16.654

CHAINAGE 280.000

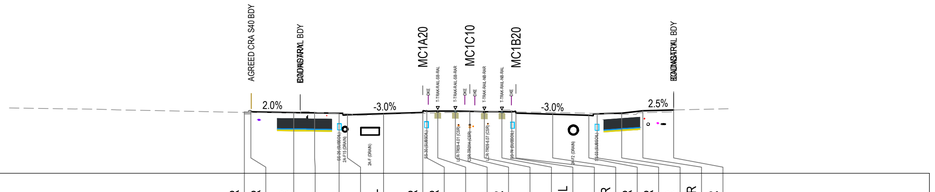

DATUM 563.00

STRING LABELS		CER	CBR	E8R	E9L	CBL		L31L	CER	CBR			CLR		CB1L		L31R	CER	CBR	E9R	E91R	EXR
DESIGN LEVELS		567.971	568.091	567.946	567.933	567.893	567.773	567.862	567.958	568.108	568.081	568.081	568.050	568.031	568.010	567.910	567.820	567.731	567.851	567.901	568.101	568.164
DEPTH TO EXISTING		-0.002	-0.130	-0.043	0.056	-0.020	0.079	-0.065	-0.060	-0.201	-0.149	-0.102	-0.043	-0.002	0.120	0.027	0.099	0.138	0.165	0.025	-0.081	-0.154	-0.135
EXISTING SURFACE		567.969	567.961	567.903	567.989	567.873	567.852	567.796	567.898	567.907	567.932	567.978	568.007	568.029	568.151	568.037	568.009	567.958	567.896	567.876	567.820	567.947	568.029
OFFSETS		-18.403	-17.873	-14.372	-12.671	-10.671	-9.991	-7.041	-3.840	-3.510	-2.618	-1.183	0.000	1.182	2.617	3.427	3.762	6.762	9.712	10.392	12.392	14.124	16.638

CHAINAGE 260.000

NOT FOR CONSTRUCTION

2.5 0 2.5 5 7.5m
1 : 250 FULL SIZE A1

SCALE @ A1

DRAWING COLOUR CODED - PRINT ALL COPIES IN COLOUR

AMD	DESCRIPTION	DESIGNER SIGN./DATE	VERIFIED SIGN./DATE	APPROVED SIGN./DATE
G	APPROVALS ISSUE	JV 10.02.23	JM 10.02.23	JP 10.02.23
F	APPROVALS ISSUE	JV 16.12.22	JM 16.12.22	JP 16.12.22

CO-ORDINATE SYSTEM: STROMLO | HEIGHT DATUM: AHD | SCALE: AS SHOWN

ACT Government — Major Projects Canberra

AECOM
AECOM Australia Pty Ltd
A.B.N. 20 093 846 925

This drawing is confidential and shall only be used for the purpose of this project.
The signing of this title block confirms the design and drafting of this project have been prepared and checked in accordance with the Canberra Light Rail Stage 2 quality assurance system to ISO 9001:2015

DRAWN S NAIDU
DESIGNED J VAN DEN DUNGEN
DRG CHECK S WAN
DESIGN CHECK S WAN
APPROVED J PETERS

CANBERRA LIGHT RAIL 2A

ALIGNMENT
CROSS SECTIONS
MC1C10
SHEET 6

DESIGN LOT No: S210-STAGE 2A | SHEET: 06 OF 39 | A1
STATUS: APPROVALS ISSUE | ©
DRG No. S210-ACM-DRW-CIV-AL-0406 | EDMS No. | G

DF 801*554

Plot Date & Time 2/10/2023 8:17 AM
File Plotted C:\210-ACM-DRW-CIV-AL-0406
Plotted by GRIVASA
C:\pwworking\aecom_ds12_au\arthur.grivas@aecom.com\d0142029\S210-ACM-DRW-CIV-AL-0406.dwg

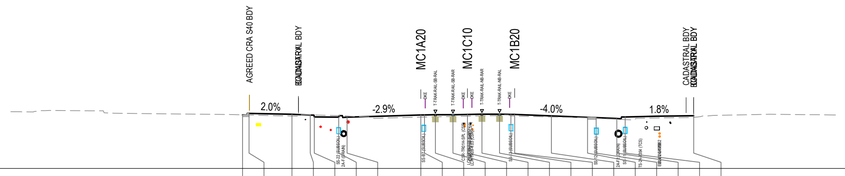

DATUM 564.00

STRING LABELS		CER	CBR	E8R	CBL		CB1L		CER	CBR		CLR		CB1L		L31R	CER	CBR	CEL	CBL	EXL
DESIGN LEVELS		568.370	568.490	568.418	568.350	568.200	568.184	568.184	568.360	568.361	568.387	568.387	568.402	568.429	568.407	568.404	568.286	568.168	568.146	568.075	568.195	568.298
DEPTH TO EXISTING		0.001	-0.132	-0.143	0.014	0.157	0.125	0.093	-0.172	-0.165	-0.173	-0.144	-0.134	-0.139	-0.058	-0.120	-0.128	-0.086	-0.049	-0.064	-0.063	-0.211	-0.134
EXISTING SURFACE		568.371	568.357	568.275	568.364	568.357	568.309	568.276	568.188	568.196	568.214	568.243	568.267	568.290	568.371	568.287	568.277	568.200	568.119	568.083	568.012	567.984	568.164
OFFSETS		-18.357	-17.827	-14.326	-12.833	-12.503	-10.507	-9.828	-3.806	-3.506	-2.618	-1.183	0.000	1.182	2.617	3.547	3.853	6.853	9.803	10.503	12.192	12.872	18.467

CHAINAGE 320.000



DATUM 563.00

STRING LABELS		CER	CBR	E8R	E9L	CBL		L31L	CER	CBR		CLR		CB1L		L31R	CER	CBR	E9R	E91R	EXR
DESIGN LEVELS		568.236	568.356	568.136	568.102	568.062	567.942	568.031	568.127	568.277	568.247	568.247	568.242	568.249	568.227	568.127	568.021	567.918	568.038	568.088	568.204	568.265
DEPTH TO EXISTING		-0.000	-0.131	0.003	0.113	0.078	0.201	0.043	-0.054	-0.228	-0.227	-0.147	-0.094	-0.096	-0.063	-0.083	0.007	0.030	0.084	-0.049	-0.138	-0.151	-0.007
EXISTING SURFACE		568.236	568.225	568.139	568.215	568.140	568.143	568.074	568.073	568.049	568.019	568.099	568.148	568.153	568.166	568.144	568.134	568.051	568.002	567.989	567.951	568.053	568.258
OFFSETS		-18.373	-17.842	-14.341	-12.565	-10.565	-9.885	-6.935	-3.734	-3.404	-2.618	-1.183	0.000	1.182	2.617	3.487	3.822	6.823	9.773	10.453	12.453	14.190	16.669

CHAINAGE 300.000

NOT FOR CONSTRUCTION

2.5 0 2.5 5 7.5m
1 : 250 FULL SIZE A1

SCALE @ A1

DRAWING COLOUR CODED - PRINT ALL COPIES IN COLOUR

G	APPROVALS ISSUE	JV 10.02.23	JM 10.02.23	JP 10.02.23
F	APPROVALS ISSUE	JV 16.12.22	JM 16.12.22	JP 16.12.22
AMD	DESCRIPTION	DESIGNER SIGN./DATE	VERIFIED SIGN./DATE	APPROVED SIGN./DATE

CO-ORDINATE SYSTEM: STROMLO | HEIGHT DATUM: AHD | SCALE: AS SHOWN

ACT Government — Major Projects Canberra

This drawing is confidential and shall only be used for the purpose of this project.
The signing of this title block confirms the design and drafting of this project have been prepared and checked in accordance with the Canberra Light Rail Stage 2 quality assurance system to ISO 9001:2015

AECOM
AECOM Australia Pty Ltd
A.B.N. 20 093 846 925

DRAWN S NAIDU
DESIGNED J VAN DEN DUNGEN
DRG CHECK S WAN
DESIGN CHECK S WAN
APPROVED J PETERS

CANBERRA LIGHT RAIL 2A

ALIGNMENT
CROSS SECTIONS
MC1C10
SHEET 7

DESIGN LOT No: S210-STAGE 2A | SHEET: 07 OF 39 | A1
STATUS: APPROVALS ISSUE | ©
DRG No. S210-ACM-DRW-CIV-AL-0407 | EDMS No. | G

DF 801*554

Plot Date & Time 2/10/2023 8:17 AM
File P:\cctee\S210-ACM-DRW-CIV-AL-0407
C:\pwworking\aecom_ds12_au\arthur.grivas@aecom.com\d0142029\S210-ACM-DRW-CIV-AL-0407.dwg
Plotted by GRIVASA



DATUM 564.00

STRING LABELS		CER	CBR	E8R	E9L	CBL		CER	CBR		CLB		CBL	CER	CBR		EXR		EX1R	LER
DESIGN LEVELS		568.634	568.754	568.686	568.674	568.634	568.514	568.613	568.663	568.700	568.730	568.762	568.807	568.837	568.868	568.813	568.707	568.827	569.001	569.029	569.064
DEPTH TO EXISTING		-0.000	-0.132	-0.024	-0.149	-0.117	-0.010	-0.098	-0.136	-0.117	-0.091	-0.069	-0.019	-0.102	-0.125	-0.068	-0.050	-0.192	-0.000	0.005	-0.028
EXISTING SURFACE		568.634	568.622	568.662	568.525	568.518	568.504	568.514	568.526	568.582	568.639	568.693	568.787	568.735	568.744	568.745	568.657	568.635	569.001	569.034	569.036
OFFSETS	-17.639	-17.109	-13.606	-11.391	-9.392	-8.712	-4.501	-4.201	-2.745	-1.310	0.000	1.339	2.774	4.182	4.482	9.557	10.237	18.396	23.274	23.624

CHAINAGE 360.000

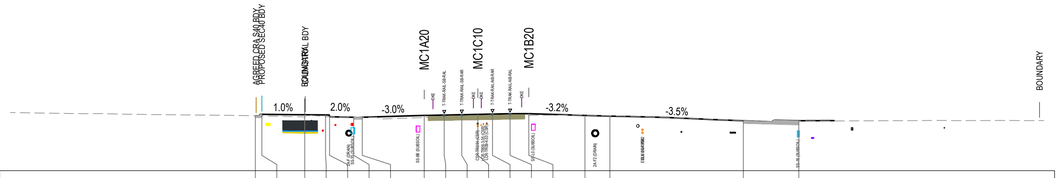

DATUM 564.00

STRING LABELS		CER	CBR	E8R	CBL		CBL		CER		CLB		CEL	LAR	LA1R		CEL		CBL
DESIGN LEVELS		568.478	568.598	568.564	568.549	568.399	568.360	568.360	568.511	568.544	568.574	568.594	568.623	568.653	568.653	568.508	568.454	568.073	568.077
DEPTH TO EXISTING		0.000	-0.131	-0.182	-0.131	0.006	0.007	-0.004	-0.169	-0.160	-0.154	-0.144	-0.145	-0.142	-0.139	0.016	0.024	0.001	-0.011
EXISTING SURFACE		568.478	568.467	568.382	568.418	568.405	568.367	568.357	568.342	568.384	568.420	568.450	568.478	568.511	568.514	568.524	568.478	568.074	568.066
OFFSETS	-18.161	-17.630	-14.129	-12.433	-12.102	-10.132	-9.433	-4.376	-2.746	-1.312	0.000	1.195	2.630	4.158	8.738	10.776	21.667	26.195

CHAINAGE 340.000

NOT FOR CONSTRUCTION

2.5 0 2.5 5 7.5m
1 : 250 FULL SIZE A1

SCALE @ A1

DRAWING COLOUR CODED - PRINT ALL COPIES IN COLOUR

AMD	DESCRIPTION	DESIGNER SIGN./DATE	VERIFIED SIGN./DATE	APPROVED SIGN./DATE
G	APPROVALS ISSUE	JV 10.02.23	JM 10.02.23	JP 10.02.23
F	APPROVALS ISSUE	JV 16.12.22	JM 16.12.22	JP 16.12.22

CO-ORDINATE SYSTEM: STROMLO | HEIGHT DATUM: AHD | SCALE: AS SHOWN

ACT Government — Major Projects Canberra

AECOM
AECOM Australia Pty Ltd
A.B.N. 20 093 846 925

This drawing is confidential and shall only be used for the purpose of this project.
The signing of this title block confirms the design and drafting of this project have been prepared and checked in accordance with the Canberra Light Rail Stage 2 quality assurance system to ISO 9001:2015

DRAWN S NAIDU
DESIGNED J VAN DEN DUNGEN
DRG CHECK S WAN
DESIGN CHECK S WAN
APPROVED J PETERS

CANBERRA LIGHT RAIL 2A

ALIGNMENT
CROSS SECTIONS
MC1C10
SHEET 8

DESIGN LOT No: S210-STAGE 2A | SHEET: 08 OF 39 | A1
STATUS: APPROVALS ISSUE | ©
DRG No. S210-ACM-DRW-CIV-AL-0408 | EDMS No. | G

DF 801*554

Plotted by GRIVASA
Plot Date & Time 2/10/2023 8:17 AM
File Plotted:C:\210-ACM-DRW-CIV-AL-0408
C:\pwworking\aecom_ds12_au\arthur.grivas@aecom.com\d0142029\S210-ACM-DRW-CIV-AL-0408.dwg

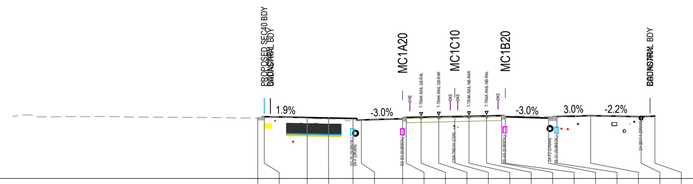

DATUM 564.00

STRING LABELS		CER	CBR	E8R	E9L	CBL		CER	CBR		CLB		CBL		CER	CBR	EHR	DGR	EXR
DESIGN LEVELS		568.923	569.043	568.975	568.939	568.900	568.780	568.880	568.980	569.041	569.056	569.080	569.110	569.136	569.036	568.930	569.050	569.040	569.091
DEPTH TO EXISTING		-0.000	-0.126	-0.058	-0.082	-0.159	-0.011	0.023	-0.065	-0.056	-0.041	0.070	-0.030	-0.036	-0.040	0.065	0.133	-0.004	-0.005	-0.000	
EXISTING SURFACE		568.923	568.917	568.917	568.858	568.740	568.769	568.904	568.916	568.955	569.000	569.126	569.051	569.074	569.096	569.101	569.063	569.045	569.127	569.040	
OFFSETS		-16.083	-15.552	-12.047	-10.306	-8.305	-7.625	-4.261	-3.961	-2.746	-1.312	0.000	1.157	2.592	3.822	4.123	7.657	8.338	11.091	15.208	16.335

CHAINAGE 400.000

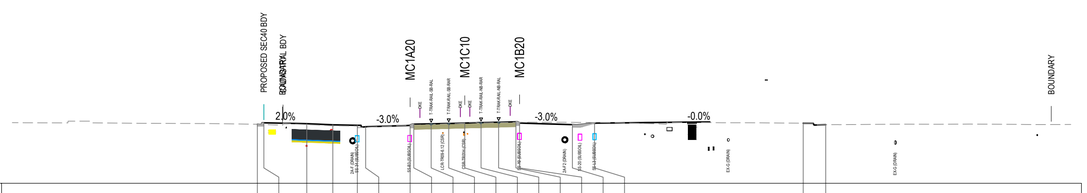

DATUM 564.00

STRING LABELS		CER	CBR	E8R	E9L	CBL		CER	CBR		CLB		CBL		CER	CBR			CBL		
DESIGN LEVELS		568.813	568.933	568.864	568.771	568.731	568.611	568.720	568.820	568.855	568.885	568.914	568.955	568.985	569.013	568.913	568.784	568.904		568.899	568.781
DEPTH TO EXISTING		0.002	-0.137	-0.073	-0.080	-0.095	-0.044	0.016	-0.073	-0.056	-0.032	-0.012	-0.028	-0.035	-0.042	0.063	0.186	0.055		0.004	0.000
EXISTING SURFACE		568.815	568.796	568.791	568.691	568.636	568.567	568.736	568.747	568.799	568.853	568.902	568.927	568.950	568.972	568.976	568.970	568.958		568.902	568.781
OFFSETS		-16.931	-16.400	-12.896	-10.772	-8.772	-8.092	-4.462	-4.162	-2.745	-1.310	0.000	1.327	2.762	4.170	4.470	8.781	10.590		27.622	29.459

CHAINAGE 380.000

2.5 0 2.5 5 7.5m

1 : 250 FULL SIZE A1

SCALE @ A1

DRAWING COLOUR CODED - PRINT ALL COPIES IN COLOUR

NOT FOR CONSTRUCTION

AMD	DESCRIPTION	DESIGNER SIGN./DATE	VERIFIED SIGN./DATE	APPROVED SIGN./DATE
G	APPROVALS ISSUE	JV 10.02.23	JM 10.02.23	JP 10.02.23
F	APPROVALS ISSUE	JV 16.12.22	JM 16.12.22	JP 16.12.22

CO-ORDINATE SYSTEM: STROMLO | HEIGHT DATUM: AHD | SCALE: AS SHOWN

ACT Government — Major Projects Canberra

AECOM Australia Pty Ltd
A.B.N. 20 093 846 925

This drawing is confidential and shall only be used for the purpose of this project.
The signing of this title block confirms the design and drafting of this project have been prepared and checked in accordance with the Canberra Light Rail Stage 2 quality assurance system to ISO 9001:2015

DRAWN S NAIDU
DESIGNED J VAN DEN DUNGEN
DRG CHECK S WAN
DESIGN CHECK S WAN
APPROVED J PETERS

CANBERRA LIGHT RAIL 2A

ALIGNMENT
CROSS SECTIONS
MC1C10
SHEET 9

DESIGN LOT No: S210-STAGE 2A | SHEET: 09 OF 39 | A1
STATUS: APPROVALS ISSUE | ©
DRG No. S210-ACM-DRW-CIV-AL-0409 | EDMS No. | G

DF 801*554

Plot Date & Time: 2/10/2023 8:18 AM
File Plotted:C:\210-ACM-DRW-CIV-AL-0409
C:\pwworking\aecom_ds12_au\arthur.grivas@aecom.com\d0142029\S210-ACM-DRW-CIV-AL-0409.dwg
Plotted by:GRIVASA

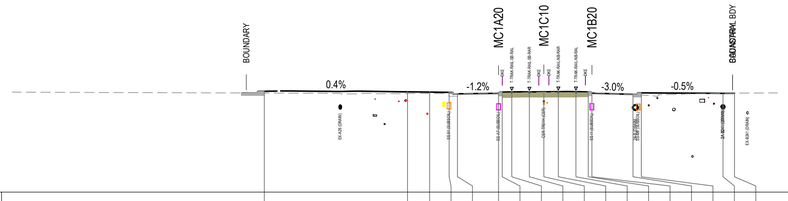

DATUM 561.00

STRING LABELS		CBL		CEL	CER	CBL		CER	CBR		CLR		CBL		CER	CBR	DGR	EXR
DESIGN LEVELS		569.224		569.183	569.162	569.141	569.021	569.061	569.161	569.181	569.185	569.200	569.200	569.175	569.075	568.974	569.094	569.059	569.072
DEPTH TO EXISTING		-0.142		-0.137	-0.110	-0.090	0.028	0.009	-0.089	-0.094	-0.061	-0.040	-0.066	-0.085	-0.070	0.027	-0.016	-0.173	-0.000	0.003
EXISTING SURFACE		569.082		569.046	569.052	569.050	569.049	569.070	569.072	569.088	569.120	569.145	569.134	569.116	569.105	569.101	568.959	568.921	569.059	569.076
OFFSETS		-22.815		-11.125	-9.325	-7.730	-7.050	-3.699	-3.399	-2.617	-1.182	0.000	1.183	2.618	3.625	3.925	7.275	7.955	14.623	15.561

CHAINAGE 440.000

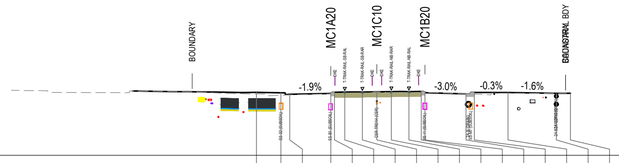

DATUM 564.00

STRING LABELS		CEL	CER		CER	CBR		CLR		CBL		CER	CBR	EHR	DGR	EXR
DESIGN LEVELS		569.136	569.097	568.977	569.041	569.141	569.164	569.176	569.200	569.200	569.207	569.107	569.007	569.127	569.119	569.057	569.062
DEPTH TO EXISTING		-0.132	-0.199	-0.056	-0.030	-0.123	-0.123	-0.083	-0.008	-0.084	-0.090	0.010	0.005	-0.134	-0.057	0.000	
EXISTING SURFACE		569.004	568.898	568.921	569.010	569.018	569.042	569.082	569.168	569.115	569.117	569.118	569.012	568.993	569.062	569.057	
OFFSETS		-9.827	-7.831	-7.110	-3.758	-3.468	-2.618	-1.183	0.000	1.182	2.617	3.626	3.926	7.276	7.956	10.706	14.650	15.800

CHAINAGE 420.000

NOT FOR CONSTRUCTION

2.5 0 2.5 5 7.5m
1 : 250 FULL SIZE A1

SCALE @ A1

DRAWING COLOUR CODED - PRINT ALL COPIES IN COLOUR

AMD	DESCRIPTION	DESIGNER SIGN./DATE	VERIFIED SIGN./DATE	APPROVED SIGN./DATE
G	APPROVALS ISSUE	JV 10.02.23	JM 10.02.23	JP 10.02.23
F	APPROVALS ISSUE	JV 16.12.22	JM 16.12.22	JP 16.12.22

CO-ORDINATE SYSTEM: STROMLO | HEIGHT DATUM: AHD | SCALE: AS SHOWN

ACT Government — Major Projects Canberra

AECOM Australia Pty Ltd
A.B.N. 20 093 846 925

This drawing is confidential and shall only be used for the purpose of this project.
The signing of this title block confirms the design and drafting of this project have been prepared and checked in accordance with the Canberra Light Rail Stage 2 quality assurance system to ISO 9001:2015

DRAWN S NAIDU
DESIGNED J VAN DEN DUNGEN
DRG CHECK S WAN
DESIGN CHECK S WAN
APPROVED J PETERS

CANBERRA LIGHT RAIL 2A

ALIGNMENT
CROSS SECTIONS
MC1C10
SHEET 10

DESIGN LOT No: S210-STAGE 2A | SHEET: 10 OF 39 | A1
STATUS: APPROVALS ISSUE | ©
DRG No. S210-ACM-DRW-CIV-AL-0410 | EDMS No. | G

DF 801*554

Plotted by:GRIVASA
File Plotted:S210-ACM-DRW-CIV-AL-0410
C:\pwworking\aecom_ds12_au\arthur.grivas@aecom.com\d0142029\S210-ACM-DRW-CIV-AL-0410.dwg
Plot Date & Time: 2/10/2023 8:18 AM

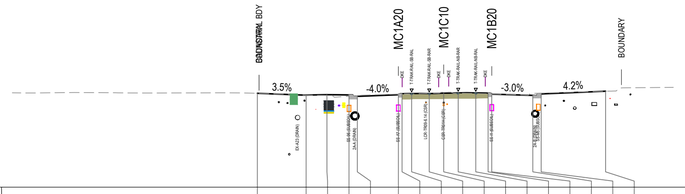

DATUM 561.00															
STRING LABELS		EXL	EH1L	E9L	CBL		CER	CBR		CLR		CBL		CER	CBR	EXR
DESIGN LEVELS		568.661	568.520	568.548	568.530	568.410	568.544	568.625	568.644	568.644	568.666	568.700	568.700	568.674	568.592	568.492	568.612	568.833
DEPTH TO EXISTING		0.000	-0.008	-0.064	-0.101	0.067	0.055	-0.018	-0.022	0.009	0.079	-0.030	-0.058	-0.054	0.017	0.160	0.062	-0.002
EXISTING SURFACE		568.661	568.512	568.484	568.428	568.477	568.598	568.607	568.622	568.653	568.745	568.670	568.642	568.620	568.610	568.652	568.674	568.832
OFFSETS		-15.210	-11.230	-9.530	-7.730	-7.050	-3.699	-3.399	-2.617	-1.182	0.000	1.183	2.618	3.623	3.923	7.273	7.953	13.213

CHAINAGE 480.000

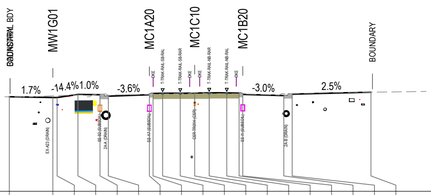

DATUM 561.00															
STRING LABELS		EXL	EH2L	EH1L	E9L	CBL		CER	CBR		CLR			CBL		CER	CBR	EXR
DESIGN LEVELS		568.712	568.652	568.652	568.897	568.879	568.759	568.880	568.980	569.001	569.001	569.011	569.033	569.033	569.006	568.906	568.807	568.927	569.086
DEPTH TO EXISTING		-0.000	0.136	0.150	-0.047	0.034	0.075	0.035	-0.058	-0.064	-0.036	0.039	-0.057	-0.073	-0.058	0.037	0.161	0.051	0.001
EXISTING SURFACE		568.712	568.788	568.802	568.850	568.913	568.834	568.915	568.922	568.937	568.964	569.050	568.976	568.959	568.948	568.943	568.967	568.978	569.087
OFFSETS		-15.133	-11.579	-11.230	-9.530	-7.730	-7.050	-3.699	-3.399	-2.617	-1.182	0.000	1.183	2.618	3.624	3.924	7.274	7.954	14.387

CHAINAGE 460.000

C:\pwworking\aecom_ds12_au\arthur.grivas@aecom.com\d0142029\S210-ACM-DRW-CIV-AL-0411.dwg
File Plotted:S210-ACM-DRW-CIV-AL-0411
Plot Date & Time: 2/10/2023 8:18 AM
Plotted by:GRIVASA

NOT FOR CONSTRUCTION

2.5 0 2.5 5 7.5m
1 : 250 FULL SIZE A1

SCALE @ A1

DRAWING COLOUR CODED - PRINT ALL COPIES IN COLOUR

AMD	DESCRIPTION	DESIGNER SIGN./DATE	VERIFIED SIGN./DATE	APPROVED SIGN./DATE
G	APPROVALS ISSUE	JV 10.02.23	JM 10.02.23	JP 10.02.23
F	APPROVALS ISSUE	JV 16.12.22	JM 16.12.22	JP 16.12.22

CO-ORDINATE SYSTEM: STROMLO | HEIGHT DATUM: AHD | SCALE: AS SHOWN

ACT Government — Major Projects Canberra

This drawing is confidential and shall only be used for the purpose of this project.
The signing of this title block confirms the design and drafting of this project have been prepared and checked in accordance with the Canberra Light Rail Stage 2 quality assurance system to ISO 9001:2015

AECOM
AECOM Australia Pty Ltd
A.B.N. 20 093 846 925

DRAWN S NAIDU
DESIGNED J VAN DEN DUNGEN
DRG CHECK S WAN
DESIGN CHECK S WAN
APPROVED J PETERS

CANBERRA LIGHT RAIL 2A

ALIGNMENT
CROSS SECTIONS
MC1C10
SHEET 11

DESIGN LOT No: S210-STAGE 2A | SHEET: 11 OF 39 | A1
STATUS: APPROVALS ISSUE | ©
DRG No. S210-ACM-DRW-CIV-AL-0411 | EDMS No. | G

DF 801*554

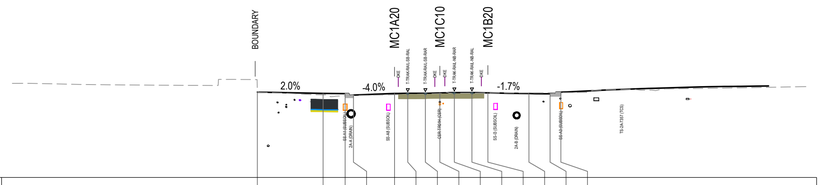

DATUM 561.00

STRING LABELS	EXL	E9L	CBL	CER		CLR		CEL	CER	CEL	CBL
DESIGN LEVELS	567.967	567.861	567.843	567.723	567.857	567.876	567.876	567.898	567.932	567.907	567.852	567.830	567.965
DEPTH TO EXISTING	0.032	-0.114	-0.175	-0.039	-0.097	-0.093	-0.060	-0.053	-0.047	-0.042	-0.011	0.051	0.081	-0.044
EXISTING SURFACE	567.999	567.746	567.668	567.684	567.759	567.784	567.817	567.846	567.886	567.891	567.897	567.903	567.910	567.921
OFFSETS	-14.894	-9.530	-7.730	-7.050	-3.699	-2.617	-1.182	0.000	1.183	2.618	3.921	7.271	8.996	9.877

CHAINAGE 520.000

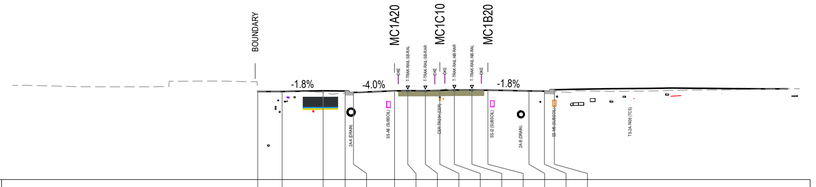

DATUM 561.00

STRING LABELS	EXL	EHL	E9L	CBL	CER		CLR		CEL	CER	CEL	CBL
DESIGN LEVELS	568.184	568.185	568.245	568.227	568.107	568.241	568.260	568.260	568.282	568.316	568.316	568.291	568.231	568.216	568.329
DEPTH TO EXISTING	0.017	-0.002	-0.119	-0.170	0.006	-0.014	-0.009	0.016	0.038	-0.003	-0.015	-0.010	0.002	-0.011	-0.156
EXISTING SURFACE	568.201	568.184	568.126	568.057	568.112	568.227	568.252	568.276	568.320	568.313	568.301	568.281	568.234	568.204	568.173
OFFSETS	-14.862	-12.873	-9.530	-7.730	-7.050	-3.699	-2.617	-1.182	0.000	1.183	2.618	3.922	7.272	8.533	9.349

CHAINAGE 500.000

2.5 0 2.5 5 7.5m
1 : 250 FULL SIZE A1

SCALE @ A1

DRAWING COLOUR CODED - PRINT ALL COPIES IN COLOUR

AMD	DESCRIPTION	DESIGNER SIGN./DATE	VERIFIED SIGN./DATE	APPROVED SIGN./DATE
G	APPROVALS ISSUE	JV 10.02.23	JM 10.02.23	JP 10.02.23
F	APPROVALS ISSUE	JV 16.12.22	JM 16.12.22	JP 16.12.22

CO-ORDINATE SYSTEM: STROMLO | HEIGHT DATUM: AHD | SCALE: AS SHOWN

ACT Government — Major Projects Canberra

This drawing is confidential and shall only be used for the purpose of this project.
The signing of this title block confirms the design and drafting of this project have been prepared and checked in accordance with the Canberra Light Rail Stage 2 quality assurance system to ISO 9001:2015

AECOM
AECOM Australia Pty Ltd
A.B.N. 20 093 846 925

DRAWN S NAIDU
DESIGNED J VAN DEN DUNGEN
DRG CHECK S WAN
DESIGN CHECK S WAN
APPROVED J PETERS

NOT FOR CONSTRUCTION

CANBERRA LIGHT RAIL 2A

ALIGNMENT
CROSS SECTIONS
MC1C10
SHEET 12

DESIGN LOT No: S210-STAGE 2A | SHEET: 12 OF 39 | A1
STATUS: APPROVALS ISSUE | ©
DRG No. S210-ACM-DRW-CIV-AL-0412 | EDMS No. | G

DF 801*554

Plot Date & Time 2/10/2023 8:19 AM
File Plotted:S210-ACM-DRW-CIV-AL-0412
C:\pwworking\aecom_ds12_au\arthur.girvas@aecom.com\d0142029\S210-ACM-DRW-CIV-AL-0412.dwg
Plotted by:GIRVASA

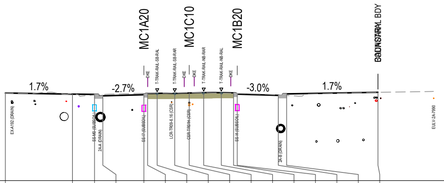

DATUM 560.00																
STRING LABELS		EXL		E9L	CBL		CER	CBR		CLR		CBL	CER	CBR	EXR	
DESIGN LEVELS		567.148		567.055	567.037	566.917	567.007	567.107	567.126	567.148	567.182	567.182	567.057	566.956	567.076	567.205
DEPTH TO EXISTING		-0.010		0.019	-0.057	0.108	0.113	0.019	0.010	0.030	0.022	-0.009	-0.038	0.033	-0.127	-0.001
EXISTING SURFACE		567.139		567.074	566.980	567.025	567.119	567.126	567.136	567.155	567.170	567.173	567.144	567.124	566.989	566.950	567.204
OFFSETS		-15.007		-9.530	-7.730	-7.050	-3.699	-3.399	-2.617	-1.182	0.000	1.183	2.618	3.619	3.919	7.269	7.949	15.407

CHAINAGE 560.000

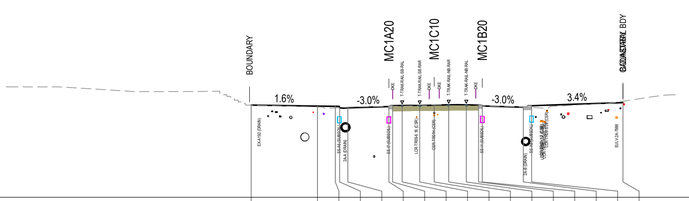

DATUM 560.00																
STRING LABELS		EXL		E9	CBL		CER	CBR		CLR		CBL	CER	CBR	EXR	
DESIGN LEVELS		567.523		567.436	567.422	567.297	567.298	567.399	567.474	567.493	567.493	567.515	567.549	567.514	567.449	567.349	567.469	567.724
DEPTH TO EXISTING		-0.005		-0.069	-0.131	0.016	0.053	0.024	-0.047	-0.054	-0.028	0.035	-0.077	-0.090	-0.061	0.001	0.009	-0.146	0.112
EXISTING SURFACE		567.518		567.367	567.291	567.312	567.352	567.422	567.427	567.439	567.465	567.550	567.472	567.458	567.452	567.450	567.357	567.323	567.836
OFFSETS		-14.939		-9.530	-8.073	-7.718	-7.050	-3.699	-3.399	-2.617	-1.182	0.000	1.183	2.618	3.620	3.920	7.270	7.950	15.407

CHAINAGE 540.000

NOT FOR CONSTRUCTION

2.5 0 2.5 5 7.5m
1 : 250 FULL SIZE A1

SCALE @ A1

DRAWING COLOUR CODED - PRINT ALL COPIES IN COLOUR

AMD	DESCRIPTION	DESIGNER SIGN./DATE	VERIFIED SIGN./DATE	APPROVED SIGN./DATE
G	APPROVALS ISSUE	JV 10.02.23	JM 10.02.23	JP 10.02.23
F	APPROVALS ISSUE	JV 16.12.22	JM 16.12.22	JP 16.12.22

CO-ORDINATE SYSTEM: STROMLO | HEIGHT DATUM: AHD | SCALE: AS SHOWN

ACT government
Major Projects Canberra

This drawing is confidential and shall only be used for the purpose of this project.
The signing of this title block confirms the design and drafting of this project have been prepared and checked in accordance with the Canberra Light Rail Stage 2 quality assurance system to ISO 9001:2015

AECOM
AECOM Australia Pty Ltd
A.B.N. 20 093 846 925

DRAWN S NAIDU
DESIGNED J VAN DEN DUNGEN
DRG CHECK S WAN
DESIGN CHECK S WAN
APPROVED J PETERS

CANBERRA LIGHT RAIL 2A
ALIGNMENT
CROSS SECTIONS
MC1C10
SHEET 13

DESIGN LOT No: S210-STAGE 2A | SHEET: 13 OF 39 | A1
STATUS: APPROVALS ISSUE | ©
DRG No. S210-ACM-DRW-CIV-AL-0413 | EDMS No. | G

DF 801*554

Plotted by:GRIVASA
Plot Date & Time:2/10/2023 8:19 AM
File Plotted:S210-ACM-DRW-CIV-AL-0413
C:\pwworking\aecom_ds12_au\arthur.grivas@aecom.com\d0142029\S210-ACM-DRW-CIV-AL-0413.dwg

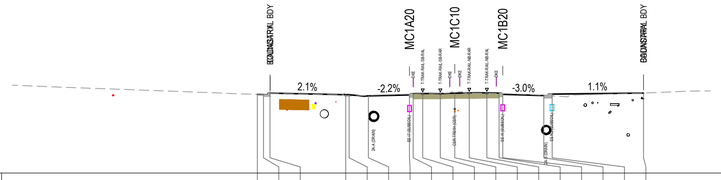

DATUM 560.00

STRING LABELS			CER	CBR	CE1L		CER	CBR		CLB		CBL		CER	CBR	EXR
DESIGN LEVELS		566.419	566.403	566.523	566.420	566.399	566.300	566.374	566.474	566.494	566.516	566.550	566.525	566.425	566.325	566.445	566.529
DEPTH TO EXISTING		0.000	0.000	-0.135	-0.153	-0.119	0.044	0.070	-0.021	-0.018	0.022	0.124	-0.017	-0.037	-0.027	0.068	0.021	-0.141	0.002
EXISTING SURFACE		566.419	566.403	566.387	566.267	566.279	566.344	566.445	566.454	566.476	566.516	566.640	566.533	566.513	566.499	566.493	566.345	566.304	566.531
OFFSETS	-16.113	-15.613	-15.083	-8.900	-8.625	-7.050	-3.699	-3.398	-2.617	-1.182	0.000	1.183	2.618	3.617	3.917	7.267	7.947	15.407	

CHAINAGE 600.000

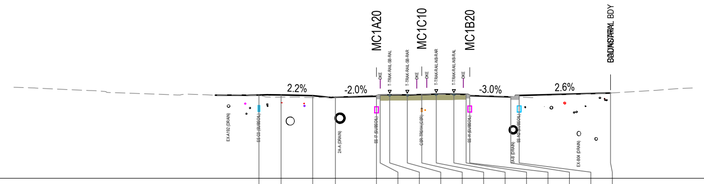

DATUM 560.00

STRING LABELS		CBL		CE1L		CER	CBR		CLB		CBL		CER	CBR	EXR
DESIGN LEVELS		566.791	566.798	566.742	566.622	566.688	566.788	566.808	566.808	566.830	566.864	566.864	566.840	566.740	566.639	566.759	566.955
DEPTH TO EXISTING		-0.021	-0.174	-0.154	0.016	0.096	0.010	0.005	0.032	0.030	-0.020	-0.045	-0.041	0.052	0.024	-0.128	0.003
EXISTING SURFACE		566.769	566.624	566.588	566.638	566.785	566.798	566.813	566.840	566.861	566.844	566.819	566.799	566.792	566.662	566.630	566.958
OFFSETS	-13.291	-11.483	-8.900	-7.050	-3.699	-3.398	-2.617	-1.182	0.000	1.183	2.618	3.618	3.918	7.268	7.948	15.407			

CHAINAGE 580.000

NOT FOR CONSTRUCTION

2.5 0 2.5 5 7.5m
1 : 250 FULL SIZE A1

SCALE @ A1

DRAWING COLOUR CODED - PRINT ALL COPIES IN COLOUR

AMD	DESCRIPTION	DESIGNER SIGN./DATE	VERIFIED SIGN./DATE	APPROVED SIGN./DATE
G	APPROVALS ISSUE	JV 10.02.23	JM 10.02.23	JP 10.02.23
F	APPROVALS ISSUE	JV 16.12.22	JM 16.12.22	JP 16.12.22

CO-ORDINATE SYSTEM: STROMLO | HEIGHT DATUM: AHD | SCALE: AS SHOWN

ACT Government Major Projects Canberra

AECOM Australia Pty Ltd
A.B.N. 20 093 846 925

This drawing is confidential and shall only be used for the purpose of this project.
The signing of this title block confirms the design and drafting of this project have been prepared and checked in accordance with the Canberra Light Rail Stage 2 quality assurance system to ISO 9001:2015

DRAWN S NAIDU
DESIGNED J VAN DEN DUNGEN
DRG CHECK S WAN
DESIGN CHECK S WAN
APPROVED J PETERS

CANBERRA LIGHT RAIL 2A

ALIGNMENT
CROSS SECTIONS
MC1C10
SHEET 14

DESIGN LOT No: S210-STAGE 2A | SHEET: 14 OF 39 | A1
STATUS: APPROVALS ISSUE | ©
DRG No. S210-ACM-DRW-CIV-AL-0414 | EDMS No. | G

DF 801*554

Plotted by:GRIVASA
Plot Date & Time: 2/10/2023 8:19 AM
File Plotted:S210-ACM-DRW-CIV-AL-0414
C:\pwworking\aecom_ds12_au\arthur.grivas@aecom.com\d0142029\S210-ACM-DRW-CIV-AL-0414.dwg

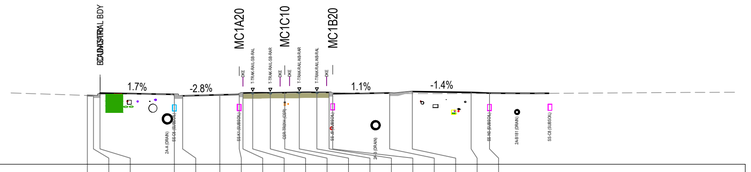

DATUM 560.00

STRING LABELS			CER	CBR		CBL		L31L	CER	CBR		CLB		CBL		CER	CBR	CEL	CEL	
DESIGN LEVELS		565.610	565.592	565.712		565.700	565.580	565.664	565.706	565.806	565.829	565.829	565.842	565.867	565.857	565.757	565.810	565.930	565.861	565.800	
DEPTH TO EXISTING		-0.000	-0.000	-0.143		-0.138	0.005	0.010	0.013	-0.081	-0.085	-0.052	-0.037	-0.052	-0.041	-0.023	0.080	-0.033	-0.162	-0.093	-0.036	
EXISTING SURFACE		565.610	565.592	565.569		565.562	565.584	565.674	565.719	565.726	565.744	565.777	565.804	565.815	565.826	565.835	565.837	565.777	565.768	565.767	565.764	
OFFSETS		-16.114	-15.614	-15.083		-9.016	-8.335	-5.300	-3.715	-3.414	-2.617	-1.182	0.000	1.183	2.618	3.615	3.915	8.559	10.410	15.209	16.710	

CHAINAGE 640.000

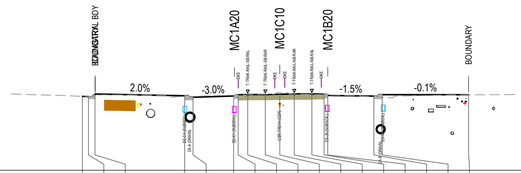

DATUM 560.00

STRING LABELS			CER	CBR		CBL		L31L	CBR			CLB			CBL		CER	CBR	EXR	
DESIGN LEVELS		566.030	566.007	566.127		566.079	565.959	566.058	566.161	566.180	566.180	566.201	566.233	566.233	566.208	566.108	566.050	566.170	566.163	
DEPTH TO EXISTING		-0.000	-0.000	-0.084		-0.066	0.078	0.074	-0.018	-0.014	0.022	0.143	-0.005	-0.045	-0.045	0.047	-0.057	-0.219	-0.001	
EXISTING SURFACE		566.030	566.007	566.043		566.013	566.037	566.132	566.143	566.166	566.203	566.343	566.228	566.188	566.163	566.155	565.993	565.951	566.162	
OFFSETS		-16.113	-15.613	-15.083		-7.760	-7.080	-3.770	-3.398	-2.617	-1.182	0.000	1.183	2.618	3.616	3.916	7.683	8.363	15.407	

CHAINAGE 620.000

2.5 0 2.5 5 7.5m

1 : 250 FULL SIZE A1

SCALE @ A1

DRAWING COLOUR CODED - PRINT ALL COPIES IN COLOUR

NOT FOR CONSTRUCTION

AMD	DESCRIPTION	DESIGNER SIGN./DATE	VERIFIED SIGN./DATE	APPROVED SIGN./DATE
G	APPROVALS ISSUE	JV 10.02.23	JM 10.02.23	JP 10.02.23
F	APPROVALS ISSUE	JV 16.12.22	JM 16.12.22	JP 16.12.22

CO-ORDINATE SYSTEM: STROMLO | HEIGHT DATUM: AHD | SCALE: AS SHOWN

ACT Government — Major Projects Canberra

AECOM Australia Pty Ltd
A.B.N. 20 093 846 925

This drawing is confidential and shall only be used for the purpose of this project.
The signing of this title block confirms the design and drafting of this project have been prepared and checked in accordance with the Canberra Light Rail Stage 2 quality assurance system to ISO 9001:2015

DRAWN S NAIDU
DESIGNED J VAN DEN DUNGEN
DRG CHECK S WAN
DESIGN CHECK S WAN
APPROVED J PETERS

CANBERRA LIGHT RAIL 2A

ALIGNMENT
CROSS SECTIONS
MC1C10
SHEET 15

DESIGN LOT No: S210-STAGE 2A | SHEET: 15 OF 39 | A1
STATUS: APPROVALS ISSUE | ©
DRG No. S210-ACM-DRW-CIV-AL-0415 | EDMS No. | G

DF 801*554

Plotted by:GRIVASA C:\pwworking\aecom_ds12_au\arthur.grivas@aecom.com\d0142029\S210-ACM-DRW-CIV-AL-0415.dwg
File Plotted:S210-ACM-DRW-CIV-AL-0415
Plot Date & Time: 2/10/2023 8:20 AM

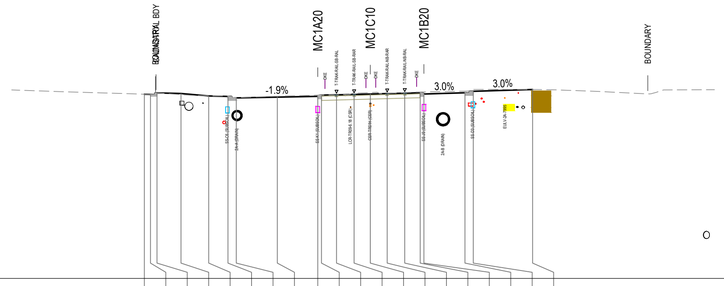

DATUM 550.00

STRING LABELS			CER	CBR	EH1L	EHL	CBL	L31L	CER	CBR		CLR		CBL		CER	CBR	EXR	
DESIGN LEVELS		565.030	565.017	565.137	565.089	564.889	564.850	564.794	564.856	564.956	564.987	565.017	565.046	565.088	565.118	565.149	565.049	565.269	565.416	
DEPTH TO EXISTING		0.002	-0.003	-0.006	-0.090	0.010	0.036	0.026	0.072	0.099	0.006	-0.003	0.084	0.119	0.018	0.049	0.063	0.169	0.131	0.149	0.000	
EXISTING SURFACE		565.033	565.014	565.131	564.999	564.899	564.886	564.756	564.866	564.955	564.962	564.984	565.101	565.164	565.106	565.167	565.212	565.218	565.280	565.418	565.417	
OFFSETS	-18.442	-17.941	-17.411	-15.452	-13.189	-11.619	-10.939	-7.588	-4.287	-3.987	-2.758	-1.323	0.000	1.378	2.813	4.074	4.374	7.724	8.405	13.247		

CHAINAGE 680.000

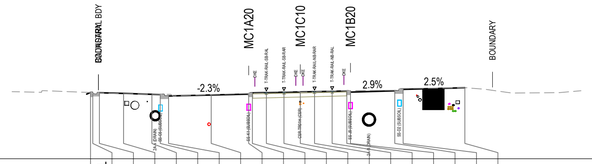

DATUM 560.00

STRING LABELS			CBL	CHKOL	CBR	EH1L	EHL	CBL	L31L	CER	CBR		CLR		CBL		CER	CBR	EXR	
DESIGN LEVELS		565.415	565.265	565.385	565.332	565.259	565.242	565.122	565.203	565.273	565.373	565.403	565.433	565.462	565.479	565.507	565.540	565.439	565.545	565.665	565.793	
DEPTH TO EXISTING		-0.029	0.033	-0.008	-0.018	0.012	0.022	0.137	0.037	0.056	-0.036	-0.016	0.041	-0.012	-0.010	0.016	0.012	0.115	0.047	0.074	0.001	
EXISTING SURFACE		565.386	565.298	565.377	565.314	565.270	565.264	565.258	565.239	565.329	565.337	565.388	565.474	565.440	565.470	565.523	565.551	565.555	565.592	565.738	565.793	
OFFSETS	-17.122	-16.941	-16.397	-14.427	-12.112	-11.430	-10.750	-7.272	-4.213	-3.912	-2.768	-1.334	0.000	1.162	2.597	3.795	4.096	7.711	8.390	13.433		

CHAINAGE 660.000

NOT FOR CONSTRUCTION

2.5 0 2.5 5 7.5m
1 : 250 FULL SIZE A1

SCALE @ A1

DRAWING COLOUR CODED - PRINT ALL COPIES IN COLOUR

AMD	DESCRIPTION	DESIGNER SIGN./DATE	VERIFIED SIGN./DATE	APPROVED SIGN./DATE
G	APPROVALS ISSUE	JV 10.02.23	JM 10.02.23	JP 10.02.23
F	APPROVALS ISSUE	JV 16.12.22	JM 16.12.22	JP 16.12.22

CO-ORDINATE SYSTEM: STROMLO | HEIGHT DATUM: AHD | SCALE: AS SHOWN

ACT Government — Major Projects Canberra

AECOM Australia Pty Ltd
A.B.N. 20 093 846 925

This drawing is confidential and shall only be used for the purpose of this project.
The signing of this title block confirms the design and drafting of this project have been prepared and checked in accordance with the Canberra Light Rail Stage 2 quality assurance system to ISO 9001:2015

DRAWN S NAIDU
DESIGNED J VAN DEN DUNGEN
DRG CHECK S WAN
DESIGN CHECK S WAN
APPROVED J PETERS

CANBERRA LIGHT RAIL 2A

ALIGNMENT
CROSS SECTIONS
MC1C10
SHEET 16

DESIGN LOT No: S210-STAGE 2A | SHEET: 16 OF 39 | A1
STATUS: APPROVALS ISSUE | ©
DRG No. S210-ACM-DRW-CIV-AL-0416 | EDMS No. | G

DF 801*554

Plotted by:GRIVASA
Plot Date & Time: 2/10/2023 8:20 AM
File Plotted:C:\210-ACM-DRW-CIV-AL-0416
C:\pwworking\aecom_ds12_au\arthur.grivas@aecom.com\d0142029\S210-ACM-DRW-CIV-AL-0416.dwg

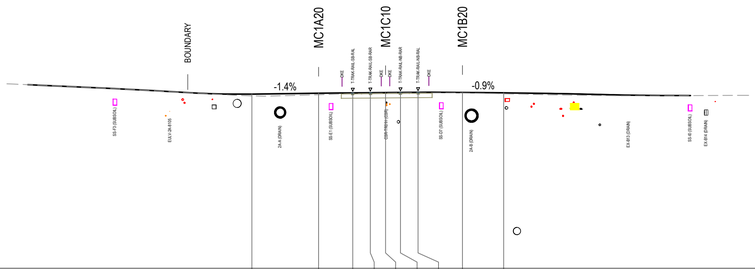

DATUM 550.00										
STRING LABELS		CEL	CER		CLR		CEL	CER		
DESIGN LEVELS		564.209	564.284	564.318	564.331	564.335	564.351	564.365	564.345	564.316
DEPTH TO EXISTING		-0.140	-0.124	-0.069	-0.063	-0.050	-0.049	-0.055	-0.045	-0.080
EXISTING SURFACE		564.070	564.160	564.249	564.268	564.285	564.302	564.309	564.300	564.236
OFFSETS		-10.912	-5.466	-2.678	-1.243	0.000	1.215	2.651	6.275	9.639

CHAINAGE 720.000

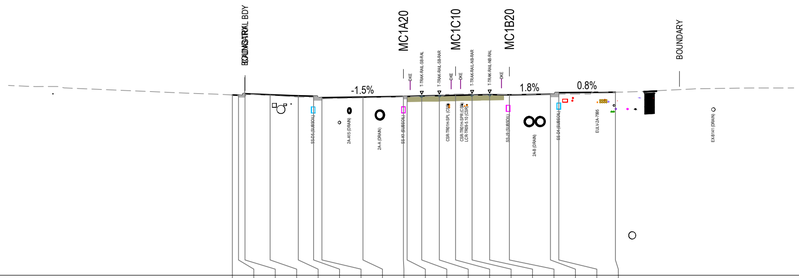

DATUM 550.00																
STRING LABELS			CER	CBR	EH1L	EHL	CBL		L31L	CER	CBR		CLR		CEL	CER	CBR	EXR
DESIGN LEVELS		564.715	564.695	564.814	564.731	564.645	564.614	564.494	564.543	564.592	564.595	564.638	564.665	564.685	564.716	564.744	564.722	564.783	564.902	564.939
DEPTH TO EXISTING		-0.001	-0.007	-0.164	-0.051	-0.100	-0.077	-0.121	-0.063	-0.027	-0.022	-0.033	-0.021	0.097	0.061	-0.023	0.025	-0.006	-0.121	0.001
EXISTING SURFACE		564.714	564.688	564.650	564.680	564.545	564.537	564.373	564.481	564.565	564.573	564.606	564.644	564.782	564.777	564.721	564.747	564.777	564.781	564.940
OFFSETS		-18.219	-17.718	-17.187	-15.137	-12.838	-11.589	-10.909	-7.558	-4.257	-3.957	-2.762	-1.327	0.000	1.347	2.781	4.391	7.745	8.426	13.046

CHAINAGE 700.000

NOT FOR CONSTRUCTION

2.5 0 2.5 5 7.5m
1 : 250 FULL SIZE A1

SCALE @ A1

DRAWING COLOUR CODED - PRINT ALL COPIES IN COLOUR

AMD	DESCRIPTION	DESIGNER SIGN./DATE	VERIFIED SIGN./DATE	APPROVED SIGN./DATE
G	APPROVALS ISSUE	JV 10.02.23	JM 10.02.23	JP 10.02.23
F	APPROVALS ISSUE	JV 16.12.22	JM 16.12.22	JP 16.12.22

CO-ORDINATE SYSTEM: STROMLO | HEIGHT DATUM: AHD | SCALE: AS SHOWN

ACT Government
Major Projects Canberra

AECOM
AECOM Australia Pty Ltd
A.B.N. 20 093 846 925

This drawing is confidential and shall only be used for the purpose of this project.
The signing of this title block confirms the design and drafting of this project have been prepared and checked in accordance with the Canberra Light Rail Stage 2 quality assurance system to ISO 9001:2015

DRAWN S NAIDU
DESIGNED J VAN DEN DUNGEN
DRG CHECK S WAN
DESIGN CHECK S WAN
APPROVED J PETERS

CANBERRA LIGHT RAIL 2A
ALIGNMENT
CROSS SECTIONS
MC1C10
SHEET 17

DESIGN LOT No: S210-STAGE 2A | SHEET: 17 OF 39 | A1
STATUS: APPROVALS ISSUE | ©
DRG No. S210-ACM-DRW-CIV-AL-0417 | EDMS No. | G

DF 801*554

Plot Date & Time 2/10/2023 8:20 AM
File Plotted:S210-ACM-DRW-CIV-AL-0417
C:\pwworking\aecom_ds12_au\arthur.grivas@aecom.com\d0142029\S210-ACM-DRW-CIV-AL-0417.dwg
Plotted by:GRIVASA

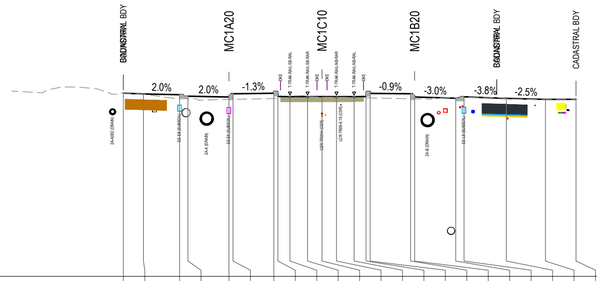

DATUM 549.00

STRING LABELS	EXL	E9L	CBL		CEL	CBL	CH1L			CLR		CEL	CBL	CH1L		CER	CBR	E8R	E9R	EXR
DESIGN LEVELS	563.952	563.880	563.821	563.701	563.633	563.898	563.940	563.940	563.665	563.665	563.665	563.665	563.662	564.078	563.899	563.635	563.534	563.654	563.521	563.441	563.447
DEPTH TO EXISTING	0.008	-0.013	-0.311	-0.205	-0.200	-0.456	-0.431	-0.425	0.041	0.061	-0.043	-0.051	-0.096	-0.520	-0.409	-0.151	0.052	-0.020	-0.026	-0.004	0.000
EXISTING SURFACE	563.960	563.867	563.510	563.497	563.433	563.442	563.510	563.516	563.706	563.726	563.622	563.614	563.566	563.558	563.490	563.484	563.586	563.633	563.495	563.437	563.447
OFFSETS	-16.215	-14.575	-11.625	-10.945	-7.595	-7.265	-3.933	-3.602	-2.617	-1.182	0.000	1.183	2.618	3.592	3.925	7.230	7.561	10.911	11.591	15.042	18.239	20.731

CHAINAGE 760.000

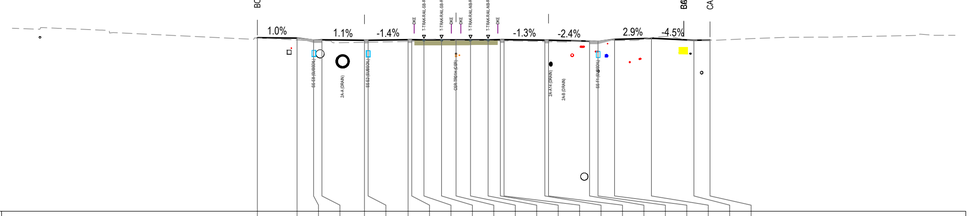

DATUM 550.00

STRING LABELS	EXL	E8L25	E8L28		CEL	CBL	CBL			CLR		CEL	CBL	CBL		CER	E8L38	E8R25	E8R	EXR
DESIGN LEVELS	564.164	564.133	563.963	563.993	563.955	563.955	564.001	564.001	563.993	563.993	563.987	563.993	563.993	564.006	564.006	563.963	563.884	563.956	564.025	564.114	563.958	563.974
DEPTH TO EXISTING	-0.050	-0.155	-0.043	-0.078	-0.167	-0.161	-0.138	-0.130	0.029	0.038	-0.039	-0.050	-0.068	-0.094	-0.098	-0.114	-0.120	0.026	0.061	0.056	-0.000	-0.004
EXISTING SURFACE	564.114	563.978	563.920	563.914	563.788	563.794	563.863	563.871	564.022	564.030	563.948	563.943	563.925	563.912	563.908	563.848	563.842	563.910	563.917	563.930	564.170	563.958	563.970
OFFSETS	-16.215	-12.975	-11.625	-10.945	-7.475	-7.174	-3.913	-3.613	-2.617	-1.182	0.000	1.183	2.618	3.620	3.920	7.249	7.549	10.900	11.589	12.939	15.949	19.417	20.731

CHAINAGE 740.000

NOT FOR CONSTRUCTION

2.5 0 2.5 5 7.5m
1 : 250 FULL SIZE A1

SCALE @ A1

DRAWING COLOUR CODED - PRINT ALL COPIES IN COLOUR

AMD	DESCRIPTION	DESIGNER SIGN./DATE	VERIFIED SIGN./DATE	APPROVED SIGN./DATE
G	APPROVALS ISSUE	JV 10.02.23	JM 10.02.23	JP 10.02.23
F	APPROVALS ISSUE	JV 16.12.22	JM 16.12.22	JP 16.12.22

CO-ORDINATE SYSTEM: STROMLO | HEIGHT DATUM: AHD | SCALE: AS SHOWN

ACT Government
Major Projects Canberra

This drawing is confidential and shall only be used for the purpose of this project.
The signing of this title block confirms the design and drafting of this project have been prepared and checked in accordance with the Canberra Light Rail Stage 2 quality assurance system to ISO 9001:2015

AECOM
AECOM Australia Pty Ltd
A.B.N. 20 093 846 925

DRAWN S NAIDU
DESIGNED J VAN DEN DUNGEN
DRG CHECK S WAN
DESIGN CHECK S WAN
APPROVED J PETERS

CANBERRA LIGHT RAIL 2A
ALIGNMENT
CROSS SECTIONS
MC1C10
SHEET 18

DESIGN LOT No: S210-STAGE 2A | SHEET: 18 OF 39 | A1
STATUS: APPROVALS ISSUE | ©
DRG No. S210-ACM-DRW-CIV-AL-0418 | EDMS No. | G

DF 801*554

Plotted by GRIVASA
Plot Date & Time 2/10/2023 8:21 AM
File Plotted:€\210-ACM-DRW-CIV-AL-0418
C:\pwworking\aecom_ds12_au\arthur.grivas@aecom.com\d0142029\S210-ACM-DRW-CIV-AL-0418.dwg

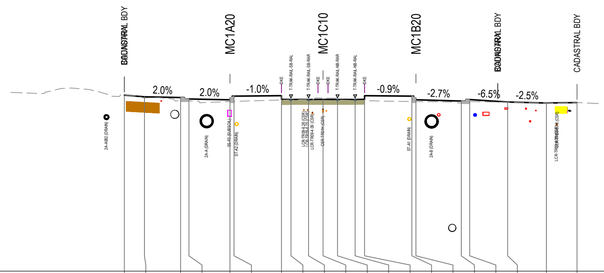

DATUM 549.00

STRING LABELS		EXL	E9L	CBL		CEL	CBL	CE1L		CLB			CEL	CBL		CEL	CBL	E8R	E9R	EXL
DESIGN LEVELS		563.363	563.226	563.167	563.047	562.980	563.280	563.318	563.010	563.010	563.010	563.010	563.010	563.281	562.981	562.881	563.000	562.799	562.720	562.753
DEPTH TO EXISTING		-0.002	-0.090	-0.261	-0.153	-0.141	-0.429	-0.354	-0.034	-0.010	0.115	0.086	-0.077	-0.102	-0.434	-0.139	-0.160	-0.161	-0.019	-0.000	-0.001
EXISTING SURFACE		563.361	563.135	562.906	562.893	562.839	562.850	562.963	562.977	563.000	563.125	563.096	562.933	562.913	562.847	562.842	562.721	562.839	562.760	562.720	562.753
OFFSETS		-16.215	-14.575	-11.625	-10.945	-7.595	-7.265	-3.392	-2.617	-1.182	0.000	1.183	2.618	3.390	7.253	7.583	11.285	11.971	15.068	18.234	20.731

CHAINAGE 800.000

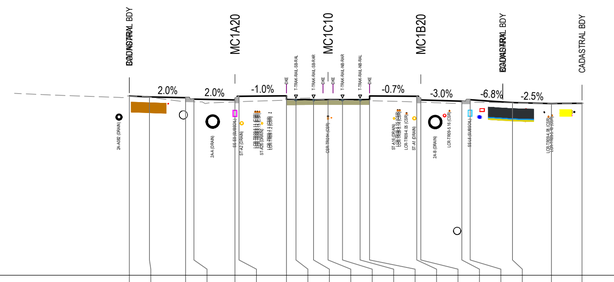

DATUM 549.00

STRING LABELS		EXL	E9L	CBL		CEL	CBL	CE1L		CLB			CEL	CBL		CER	CBR	E8R	E9R	EXR
DESIGN LEVELS		563.638	563.553	563.494	563.374	563.306	563.606	563.644	563.338	563.338	563.338	563.338	563.338	563.608	563.308	563.206	563.326	563.091	563.012	563.037
DEPTH TO EXISTING		-0.010	-0.017	-0.321	-0.216	-0.157	-0.444	-0.356	0.104	0.092	-0.010	-0.049	-0.084	-0.094	-0.467	-0.178	-0.072	-0.202	-0.023	0.001	0.007
EXISTING SURFACE		563.628	563.536	563.173	563.158	563.149	563.162	563.288	563.442	563.430	563.328	563.289	563.254	563.240	563.141	563.130	563.134	563.124	563.066	563.013	563.044
OFFSETS		-16.215	-14.575	-11.625	-10.945	-7.595	-7.265	-3.392	-2.617	-1.182	0.000	1.183	2.618	3.390	7.242	7.572	10.922	11.602	15.055	18.237	20.731

CHAINAGE 780.000

2.5 0 2.5 5 7.5m
1 : 250 FULL SIZE A1

SCALE @ A1

DRAWING COLOUR CODED - PRINT ALL COPIES IN COLOUR

NOT FOR CONSTRUCTION

G	APPROVALS ISSUE	JV 10.02.23	JM 10.02.23	JP 10.02.23
F	APPROVALS ISSUE	JV 16.12.22	JM 16.12.22	JP 16.12.22
AMD	DESCRIPTION	DESIGNER SIGN./DATE	VERIFIED SIGN./DATE	APPROVED SIGN./DATE

CO-ORDINATE SYSTEM: STROMLO | HEIGHT DATUM: AHD | SCALE: AS SHOWN

ACT Government — Major Projects Canberra

AECOM Australia Pty Ltd
A.B.N. 20 093 846 925

This drawing is confidential and shall only be used for the purpose of this project.
The signing of this title block confirms the design and drafting of this project have been prepared and checked in accordance with the Canberra Light Rail Stage 2 quality assurance system to ISO 9001:2015

DRAWN S NAIDU
DESIGNED J VAN DEN DUNGEN
DRG CHECK S WAN
DESIGN CHECK S WAN
APPROVED J PETERS

CANBERRA LIGHT RAIL 2A

ALIGNMENT
CROSS SECTIONS
MC1C10
SHEET 19

DESIGN LOT No: S210-STAGE 2A | SHEET: 19 OF 39 | A1
STATUS: APPROVALS ISSUE | ©
DRG No. S210-ACM-DRW-CIV-AL-0419 | EDMS No. | G

DF 801*554

Plotted by GRIVASA
Plot Date & Time 2/10/2023 8:21 AM
File Plotted:S210-ACM-DRW-CIV-AL-0419
C:\pwworking\aecom_ds12_au\arthur.grivas@aecom.com\d0142029\S210-ACM-DRW-CIV-AL-0419.dwg

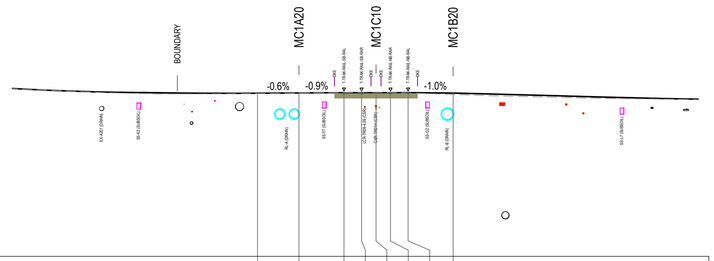

DATUM 549.00

STRING LABELS			CER		CLR		CEL	
DESIGN LEVELS		562.307	562.327	562.359	562.359	562.353	562.359	562.321
DEPTH TO EXISTING		-0.028	-0.009	0.015	0.037	0.040	0.012	-0.031	-0.114
EXISTING SURFACE		562.279	562.319	562.374	562.396	562.393	562.371	562.328	562.207
OFFSETS		-9.673	-6.290	-2.617	-1.182	0.000	1.183	2.618	6.291

CHAINAGE 840.000

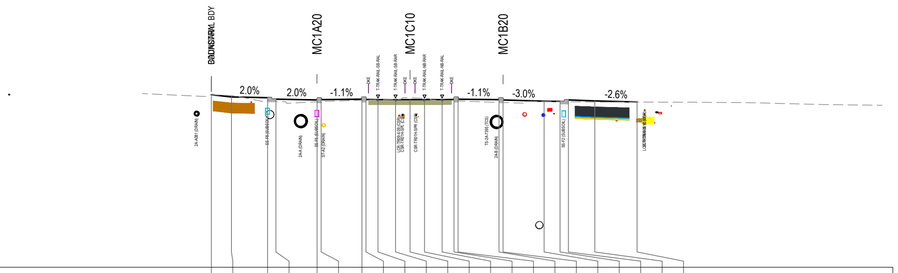

DATUM 549.00

STRING LABELS	EXL	E9L	CBL		CEL	CBL	CH2L			CLB			CEL	CBL	CH2L		LFR	CEL	CBL	E8R	
DESIGN LEVELS	563.085	562.898	562.839	562.719	562.653	562.803	562.716	562.716	562.883	562.683	562.677	562.883	562.683	562.687	562.865	562.679	562.654	562.553	562.537	562.657	562.577	562.487
DEPTH TO EXISTING	-0.008	0.106	-0.310	-0.197	-0.147	-0.280	-0.088	-0.077	-0.017	0.022	0.149	0.095	-0.058	-0.097	-0.289	-0.220	-0.204	-0.029	-0.027	-0.153	-0.091	-0.007
EXISTING SURFACE	563.077	563.005	562.530	562.522	562.506	562.523	562.629	562.639	562.666	562.705	562.826	562.778	562.625	562.590	562.576	562.459	562.450	562.524	562.510	562.504	562.486	562.481
OFFSETS	-16.215	-14.575	-11.625	-10.945	-7.584	-7.254	-3.923	-3.592	-2.617	-1.182	0.000	1.183	2.618	3.590	3.922	7.263	7.594	10.944	12.245	12.925	15.081	18.532

CHAINAGE 820.000

2.5 0 2.5 5 7.5m
1 : 250 FULL SIZE A1

SCALE @ A1

DRAWING COLOUR CODED - PRINT ALL COPIES IN COLOUR

NOT FOR CONSTRUCTION

AMD	DESCRIPTION	DESIGNER SIGN./DATE	VERIFIED SIGN./DATE	APPROVED SIGN./DATE
G	APPROVALS ISSUE	JV 10.02.23	JM 10.02.23	JP 10.02.23
F	APPROVALS ISSUE	JV 16.12.22	JM 16.12.22	JP 16.12.22

CO-ORDINATE SYSTEM: STROMLO | HEIGHT DATUM: AHD | SCALE: AS SHOWN

ACT Government — Major Projects Canberra

This drawing is confidential and shall only be used for the purpose of this project.
The signing of this title block confirms the design and drafting of this project have been prepared and checked in accordance with the Canberra Light Rail Stage 2 quality assurance system to ISO 9001:2015

AECOM
AECOM Australia Pty Ltd
A.B.N. 20 093 846 925

DRAWN S NAIDU
DESIGNED J VAN DEN DUNGEN
DRG CHECK S WAN
DESIGN CHECK S WAN
APPROVED J PETERS

CANBERRA LIGHT RAIL 2A

ALIGNMENT
CROSS SECTIONS
MC1C10
SHEET 20

DESIGN LOT No: S210-STAGE 2A | SHEET: 20 OF 39 | A1
STATUS: APPROVALS ISSUE | ©
DRG No. S210-ACM-DRW-CIV-AL-0420 | EDMS No. | G

DF 801*554

Plotted by:GRIVASA
Plot Date & Time: 2/10/2023 8:21 AM
File Plotted:S210-ACM-DRW-CIV-AL-0420
C:\pwworking\aecom_ds12_au\arthur.grivas@aecom.com\d0142029\S210-ACM-DRW-CIV-AL-0420.dwg

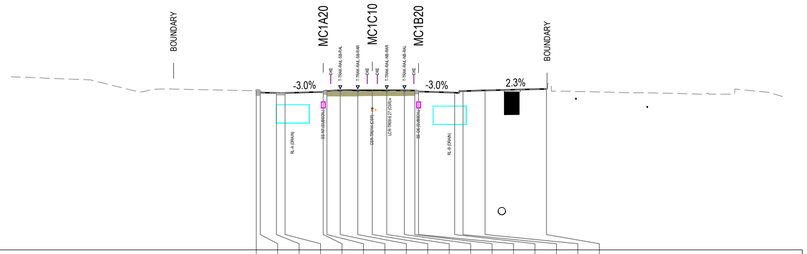

DATUM 549.00

STRING LABELS		CBL		CBL		CER	CBR		CLR		CBL		CEL	CBL	CB2L	EVL
DESIGN LEVELS		561.984	561.834	561.806	561.806	561.898	561.980	562.022	562.022	562.016	562.022	562.022	562.002	561.920	561.832	561.952	562.012	562.128
DEPTH TO EXISTING		-0.002	-0.002	-0.001	-0.001	0.047	0.034	-0.031	-0.062	-0.082	-0.059	-0.023	0.018	0.006	-0.000	-0.000	-0.000	-0.000
EXISTING SURFACE		561.982	561.832	561.805	561.805	561.945	562.015	561.991	561.959	561.933	561.963	561.999	562.020	561.926	561.832	561.952	562.012	562.128
OFFSETS		-9.471	-9.141	-7.822	-7.121	-4.006	-3.706	-2.617	-1.182	0.000	1.183	2.618	3.474	3.774	6.724	7.404	9.204	14.217

CHAINAGE 880.000

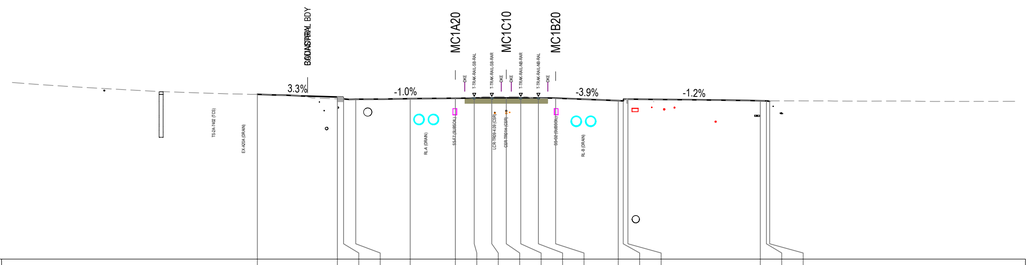

DATUM 549.00

STRING LABELS		E9L		CBL			CER			CLR		CEL	CEL	CEL	CBL		EVL	EHL	IAL
DESIGN LEVELS		562.446		562.231	562.072	562.050	562.096	562.131	562.158	562.158	562.152	562.158	562.158	562.133	561.936	561.909	562.052		561.919	561.909	561.882
DEPTH TO EXISTING		0.000		-0.149	-0.000	-0.000	0.000	0.024	0.004	0.101	0.107	0.101	-0.012	-0.031	0.004	-0.001	0.003		-0.000	0.002	0.029
EXISTING SURFACE		562.446		562.081	562.072	562.050	562.096	562.156	562.162	562.259	562.259	562.259	562.146	562.102	561.941	561.909	562.055		561.919	561.912	561.912
OFFSETS		-20.317		-13.789	-13.280	-12.286	-7.844	-4.156	-2.617	-1.182	0.000	1.183	2.618	4.028	9.138	9.546	9.929		20.732	21.232	21.499

CHAINAGE 860.000

2.5 0 2.5 5 7.5m
1 : 250 FULL SIZE A1

SCALE @ A1

DRAWING COLOUR CODED - PRINT ALL COPIES IN COLOUR

NOT FOR CONSTRUCTION

AMD	DESCRIPTION	DESIGNER SIGN./DATE	VERIFIED SIGN./DATE	APPROVED SIGN./DATE
G	APPROVALS ISSUE	JV 10.02.23	JM 10.02.23	JP 10.02.23
F	APPROVALS ISSUE	JV 16.12.22	JM 16.12.22	JP 16.12.22

CO-ORDINATE SYSTEM: STROMLO | HEIGHT DATUM: AHD | SCALE: AS SHOWN

ACT Government — Major Projects Canberra

This drawing is confidential and shall only be used for the purpose of this project.
The signing of this title block confirms the design and drafting of this project have been prepared and checked in accordance with the Canberra Light Rail Stage 2 quality assurance system to ISO 9001:2015

AECOM
AECOM Australia Pty Ltd
A.B.N. 20 093 846 925

DRAWN S NAIDU
DESIGNED J VAN DEN DUNGEN
DRG CHECK S WAN
DESIGN CHECK S WAN
APPROVED J PETERS

CANBERRA LIGHT RAIL 2A

ALIGNMENT
CROSS SECTIONS
MC1C10
SHEET 21

DESIGN LOT No: S210-STAGE 2A | SHEET: 21 OF 39 | A1
STATUS: APPROVALS ISSUE | ©
DRG No. S210-ACM-DRW-CIV-AL-0421 | EDMS No. | G

DF 801*554

C:\pwworking\aecom_ds12_au\arthur.grivas@aecom.com\d0142029\S210-ACM-DRW-CIV-AL-0421.dwg
File Plotted: S210-ACM-DRW-CIV-AL-0421
Plot Date & Time: 2/10/2023 8:22 AM
Plotted by GRIVASA

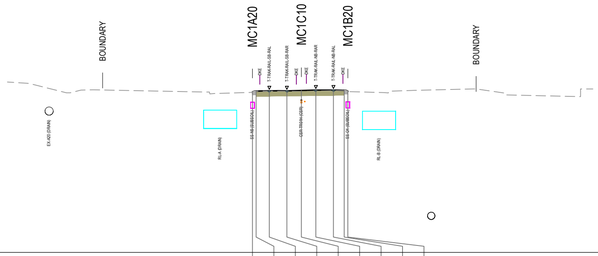

DATUM 549.00

STRING LABELS		CER	CBR		CLB		CBL	
DESIGN LEVELS		562.061	562.161	562.184	562.208	562.244	562.244	562.225	562.125
DEPTH TO EXISTING		0.027	-0.003	-0.033	-0.042	-0.074	-0.081	-0.045	-0.004	0.007
EXISTING SURFACE		562.088	562.158	562.151	562.142	562.134	562.163	562.199	562.221	562.131
OFFSETS		-3.993	-3.693	-2.617	-1.182	0.000	1.183	2.618	3.495	3.795

CHAINAGE 920.000

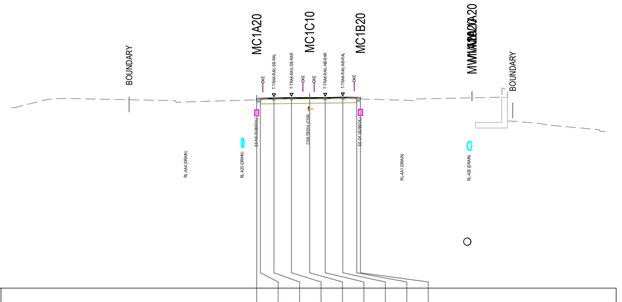

DATUM 548.00

STRING LABELS		CER	CBR		CLB		CBL	
DESIGN LEVELS		563.361	563.461	563.488	563.518	563.515	563.523	563.553	563.533	563.433
DEPTH TO EXISTING		0.033	-0.000	-0.035	-0.073	-0.079	-0.055	-0.049	0.000	-0.000
EXISTING SURFACE		563.394	563.461	563.454	563.445	563.436	563.468	563.504	563.533	563.433
OFFSETS		-4.322	-4.022	-2.920	-1.485	0.000	1.266	2.701	3.840	4.141

CHAINAGE 960.000

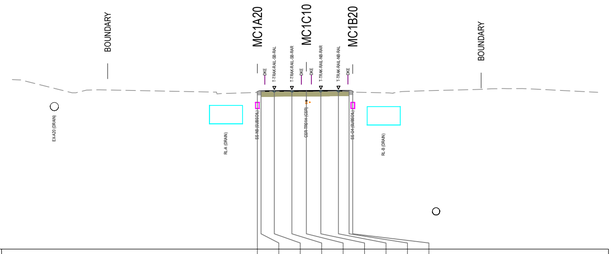

DATUM 549.00

STRING LABELS		CER	CBR		CLB		CBL	
DESIGN LEVELS		561.784	561.884	561.906	561.909	561.924	561.924	561.910	561.810
DEPTH TO EXISTING		0.029	-0.001	-0.042	-0.066	-0.089	-0.075	-0.040	-0.004	0.005
EXISTING SURFACE		561.813	561.883	561.864	561.840	561.820	561.849	561.884	561.906	561.814
OFFSETS		-3.999	-3.699	-2.617	-1.182	0.000	1.183	2.618	3.484	3.785

CHAINAGE 900.000

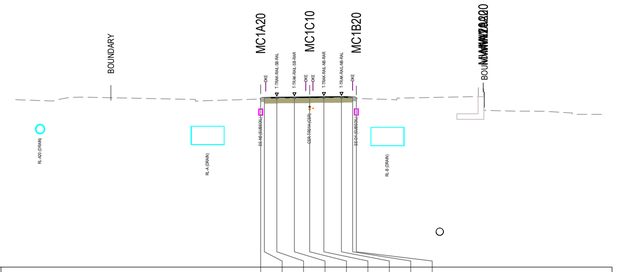

DATUM 549.00

STRING LABELS		CER	CBR		CLB		CBL	
DESIGN LEVELS		562.712	562.812	562.837	562.852	562.859	562.876	562.888	562.862	562.762
DEPTH TO EXISTING		0.030	0.000	-0.035	-0.066	-0.085	-0.073	-0.049	-0.000	0.013
EXISTING SURFACE		562.742	562.812	562.801	562.787	562.774	562.803	562.839	562.861	562.774
OFFSETS		-4.000	-3.700	-2.683	-1.248	0.000	1.158	2.593	3.506	3.806

CHAINAGE 940.000

NOT FOR CONSTRUCTION

2 0 2 4 6 8m
1 : 200 FULL SIZE A1
SCALE @ A1

DRAWING COLOUR CODED - PRINT ALL COPIES IN COLOUR

AMD	DESCRIPTION	DESIGNER SIGN./DATE	VERIFIED SIGN./DATE	APPROVED SIGN./DATE
G	APPROVALS ISSUE	JV 10.02.23	JM 10.02.23	JP 10.02.23
F	APPROVALS ISSUE	JV 16.12.22	JM 16.12.22	JP 16.12.22

CO-ORDINATE SYSTEM: STROMLO | HEIGHT DATUM: AHD | SCALE: AS SHOWN

ACT government Major Projects Canberra

This drawing is confidential and shall only be used for the purpose of this project.
The signing of this title block confirms the design and drafting of this project have been prepared and checked in accordance with the Canberra Light Rail Stage 2 quality assurance system to ISO 9001:2015

AECOM
AECOM Australia Pty Ltd
A.B.N. 20 093 846 925

DRAWN S NAIDU
DESIGNED J VAN DEN DUNGEN
DRG CHECK S WAN
DESIGN CHECK S WAN
APPROVED J PETERS

CANBERRA LIGHT RAIL 2A
ALIGNMENT
CROSS SECTIONS
MC1C10
SHEET 22

DESIGN LOT No: S210-STAGE 2A | SHEET: 22 OF 39 | A1
STATUS: APPROVALS ISSUE | ©
DRG No. S210-ACM-DRW-CIV-AL-0422 | EDMS No. | G

DF 801*554

C:\pwworking\aecom_ds12_au\arthur.grivas@aecom.com\d0142029\S210-ACM-DRW-CIV-AL-0422.dwg
File Plotted S210-ACM-DRW-CIV-AL-0422
Plot Date & Time 2/10/2023 8:22 AM
Plotted by GRIVASA

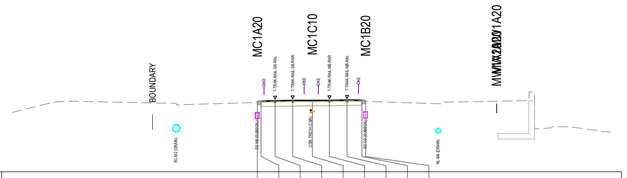

DATUM 559.00

STRING LABELS		CER	CBR		CLR		CBL	
DESIGN LEVELS		564.654	564.754	564.789	564.814	564.820	564.850	564.733
DEPTH TO EXISTING		0.031	-0.000	-0.041	-0.081	-0.053	-0.047	0.000
EXISTING SURFACE		564.685	564.754	564.749	564.733	564.768	564.803	564.834	564.733
OFFSETS		-4.495	-4.194	-3.046	-1.612	0.000	1.388	2.823	4.041	4.341

CHAINAGE 1000.000

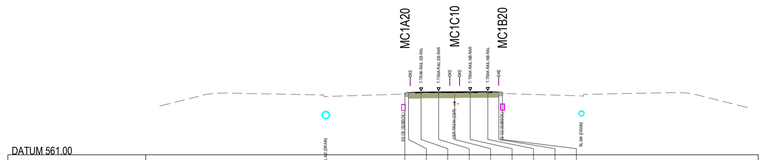

DATUM 561.00

STRING LABELS		CER	CBR		CLR		CBL	
DESIGN LEVELS		565.954	566.054	566.093	566.105	566.104	566.115	566.122	566.100	566.000
DEPTH TO EXISTING		0.030	-0.000	-0.051	-0.079	-0.093	-0.073	-0.044	-0.000	-0.000
EXISTING SURFACE		565.984	566.054	566.042	566.025	566.010	566.042	566.078	566.100	566.000
OFFSETS		-4.061	-3.761	-2.740	-1.305	0.000	1.274	2.709	3.604	3.904

CHAINAGE 1040.000

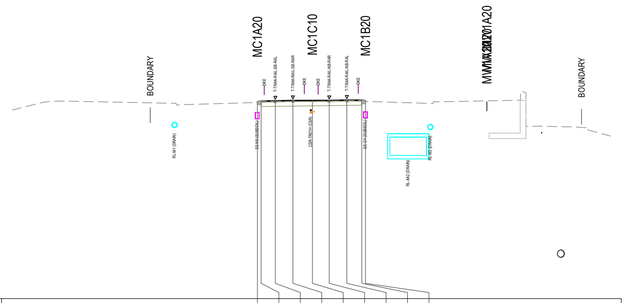

DATUM 548.00

STRING LABELS		CER	CBR		CLR		CBL	
DESIGN LEVELS		564.008	564.108	564.139	564.169	564.164	564.171	564.202	564.191	564.092
DEPTH TO EXISTING		0.033	-0.000	-0.036	-0.072	-0.074	-0.047	-0.041	0.000	0.000
EXISTING SURFACE		564.041	564.108	564.103	564.097	564.090	564.125	564.161	564.192	564.092
OFFSETS		-4.490	-4.189	-3.030	-1.595	0.000	1.371	2.806	4.032	4.332

CHAINAGE 980.000

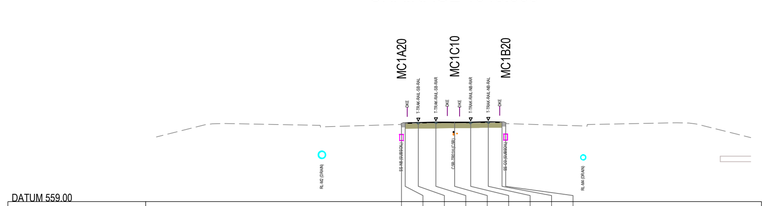

DATUM 559.00

STRING LABELS		CER	CBR		CLR		CBL	
DESIGN LEVELS		565.301	565.401	565.440	565.470	565.463	565.469	565.499	565.470	565.370
DEPTH TO EXISTING		0.034	-0.000	-0.045	-0.085	-0.089	-0.062	-0.057	0.000	0.000
EXISTING SURFACE		565.335	565.401	565.395	565.385	565.375	565.407	565.442	565.470	565.370
OFFSETS		-4.337	-4.037	-2.965	-1.530	0.000	1.311	2.746	3.868	4.168

CHAINAGE 1020.000

2.5 0 2.5 5 7.5m
1 : 250 FULL SIZE A1

SCALE @ A1

DRAWING COLOUR CODED - PRINT ALL COPIES IN COLOUR

NOT FOR CONSTRUCTION

AMD	DESCRIPTION	DESIGNER SIGN./DATE	VERIFIED SIGN./DATE	APPROVED SIGN./DATE
G	APPROVALS ISSUE	JV 10.02.23	JM 10.02.23	JP 10.02.23
F	APPROVALS ISSUE	JV 16.12.22	JM 16.12.22	JP 16.12.22

CO-ORDINATE SYSTEM: STROMLO | HEIGHT DATUM: AHD | SCALE: AS SHOWN

ACT government
Major Projects Canberra

This drawing is confidential and shall only be used for the purpose of this project.
The signing of this title block confirms the design and drafting of this project have been prepared and checked in accordance with the Canberra Light Rail Stage 2 quality assurance system to ISO 9001:2015

AECOM
AECOM Australia Pty Ltd
A.B.N. 20 093 846 925

DRAWN S NAIDU
DESIGNED J VAN DEN DUNGEN
DRG CHECK S WAN
DESIGN CHECK S WAN
APPROVED J PETERS

CANBERRA LIGHT RAIL 2A
ALIGNMENT
CROSS SECTIONS
MC1C10
SHEET 23

DESIGN LOT No: S210-STAGE 2A | SHEET: 23 OF 39 | A1
STATUS: APPROVALS ISSUE | ©
DRG No. S210-ACM-DRW-CIV-AL-0423 | EDMS No. | G

DF 801*554

C:\pwworking\aecom_ds12_au\arthur.grivas@aecom.com\d0142029\S210-ACM-DRW-CIV-AL-0423.dwg
File Plotted
Plot Date & Time 2/10/2023 8:22 AM
Plotted by GRIVASA

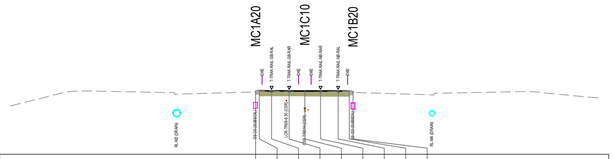

DATUM 562.00

STRING LABELS			CER	CBR		CLR		CBL	
DESIGN LEVELS			567.092	567.192	567.169	567.163	567.169	567.169	567.044
DEPTH TO EXISTING			0.030	-0.000	-0.014	-0.068	-0.109	-0.083	-0.047	0.000	0.000
EXISTING SURFACE			567.122	567.192	567.155	567.101	567.053	567.085	567.121	567.144	567.044
OFFSETS	-4.019	-3.719	-2.718	-1.283	0.000	1.282	2.717	3.630	3.930	

CHAINAGE 1080.000



DATUM 562.00

STRING LABELS			CER	CBR		CLR		CBL	
DESIGN LEVELS			566.607	566.707	566.714	566.714	566.708	566.715	566.715	566.689	566.589
DEPTH TO EXISTING			0.030	-0.000	-0.036	-0.076	-0.110	-0.083	-0.047	0.001	0.001
EXISTING SURFACE			566.638	566.707	566.678	566.638	566.599	566.631	566.668	566.691	566.591
OFFSETS	-4.040	-3.740	-2.719	-1.284	0.000	1.281	2.716	3.617	3.917	

CHAINAGE 1060.000

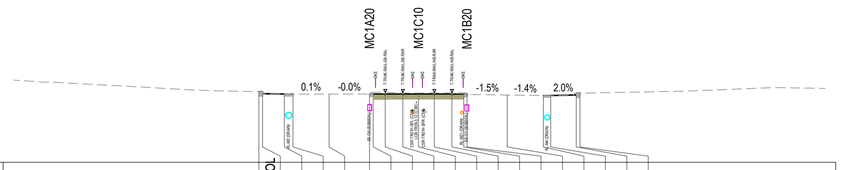

DATUM 562.00

STRING LABELS			CBL	CHBKOL	CBL		L31L	L30L	CBR			CLR		CBL	L30R	L31R	CER	CBR	ESL	CBL
DESIGN LEVELS			567.750	567.600	567.566	567.566	567.564	567.565	567.565	567.569	567.569	567.564	567.572	567.569	567.535	567.535	567.487	567.446	567.447	567.641
DEPTH TO EXISTING			-0.000	-0.000	-0.002	-0.002	-0.000	-0.003	0.147	0.130	0.100	0.095	0.093	0.106	0.147	-0.003	0.000	-0.002	-0.011	0.144	-0.003
EXISTING SURFACE			567.750	567.600	567.564	567.564	567.564	567.562	567.712	567.699	567.669	567.659	567.665	567.675	567.682	567.532	567.487	567.445	567.436	567.634	567.638
OFFSETS	-13.029	-12.729	-10.949	-10.249	-7.299	-3.999	-3.698	-2.716	-1.281	0.000	1.290	2.725	3.693	3.961	7.243	10.192	10.792	12.874	13.177	

CHAINAGE 1100.000

NOT FOR CONSTRUCTION

2.5 0 2.5 5 7.5m
1 : 250 FULL SIZE A1

SCALE @ A1

DRAWING COLOUR CODED - PRINT ALL COPIES IN COLOUR

AMD	DESCRIPTION	DESIGNER SIGN./DATE	VERIFIED SIGN./DATE	APPROVED SIGN./DATE
G	APPROVALS ISSUE	JV 10.02.23	JM 10.02.23	JP 10.02.23
F	APPROVALS ISSUE	JV 16.12.22	JM 16.12.22	JP 16.12.22

CO-ORDINATE SYSTEM: STROMLO | HEIGHT DATUM: AHD | SCALE: AS SHOWN

ACT Government — Major Projects Canberra

This drawing is confidential and shall only be used for the purpose of this project.
The signing of this title block confirms the design and drafting of this project have been prepared and checked in accordance with the Canberra Light Rail Stage 2 quality assurance system to ISO 9001:2015

AECOM
AECOM Australia Pty Ltd
A.B.N. 20 093 846 925

DRAWN S NAIDU
DESIGNED J VAN DEN DUNGEN
DRG CHECK S WAN
DESIGN CHECK S WAN
APPROVED J PETERS

CANBERRA LIGHT RAIL 2A

ALIGNMENT
CROSS SECTIONS
MC1C10
SHEET 24

DESIGN LOT No: S210-STAGE 2A | SHEET: 24 OF 39 | A1
STATUS: APPROVALS ISSUE | ©
DRG No. S210-ACM-DRW-CIV-AL-0424 | EDMS No. | G

DF 801*554

File Plotted:S210-ACM-DRW-CIV-AL-0424
Plot Date & Time: 2/10/2023 8:23 AM
Plotted by:GRIVASA
C:\pwworking\aecom_ds12_au\arthur.grivas@aecom.com\d0142029\S210-ACM-DRW-CIV-AL-0424.dwg

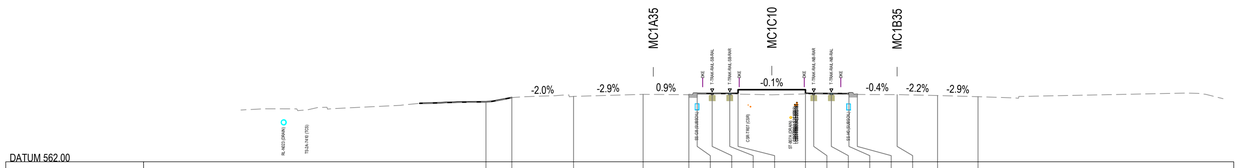

DATUM 562.00

STRING LABELS		CE1R	EVR	CEL	L31L	ESR	CBR		CE2R	CE2L		CBL	L31R	L32R	CER
DESIGN LEVELS		566.892	567.235	567.333	567.500	567.465	567.585	567.574	567.574	567.581	567.574	567.613	567.494	567.405	567.310
DEPTH TO EXISTING		0.000	-0.001	-0.001	-0.000	0.001	-0.005	-0.013	-0.042	-0.062	-0.047	-0.141	-0.002	-0.000	-0.000
EXISTING SURFACE		566.892	567.233	567.332	567.500	567.466	567.580	567.561	567.532	567.519	567.534	567.472	567.491	567.479	567.405	567.310
OFFSETS		-23.330	-21.215	-16.181	-10.506	-6.771	-6.090	-4.866	-3.431	-2.754	2.746	3.424	4.859	6.297	6.977	10.228	13.529	16.830

CHAINAGE 1180.000

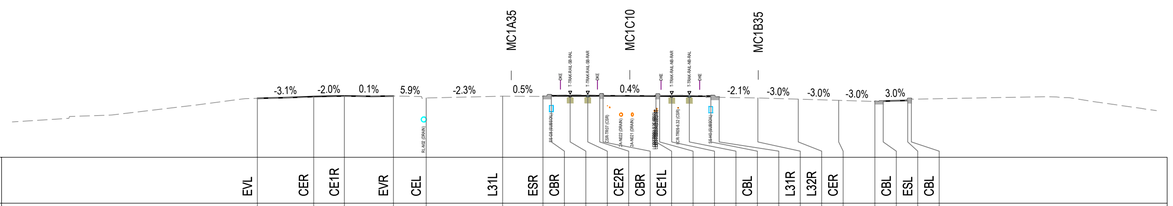

DATUM 563.00

STRING LABELS		EVL	CER	CE1R	EVR	CEL	L31L	ESR	CBR			CE2R	CBR	CE1L			CBL	L31R	L32R	CER		CBL	ESL	CBL
DESIGN LEVELS		567.809	567.952	568.001	567.999	567.840	567.984	567.968	568.088	568.019	568.019	568.015	568.165	567.999	567.999	567.996	567.996	568.027	567.908	567.841	567.742	567.643	567.555	567.578	567.637	567.787
DEPTH TO EXISTING		0.000	-0.054	-0.040	0.002	0.000	0.000	-0.003	-0.133	0.079	0.073	0.059	-0.095	0.052	0.054	0.066	0.060	-0.128	-0.018	0.000	0.000	0.000	-0.000	-0.009	-0.000	-0.052
EXISTING SURFACE		567.809	567.898	567.961	568.001	567.840	567.984	567.965	567.955	568.098	568.092	568.075	568.070	568.050	568.053	568.062	568.055	567.900	567.889	567.841	567.742	567.643	567.555	567.569	567.637	567.734
OFFSETS		-30.399	-25.799	-23.299	-19.294	-16.617	-10.378	-7.088	-6.408	-4.867	-3.432	-2.454	-2.184	2.135	2.435	3.423	4.858	6.616	7.296	10.451	13.750	17.050	20.002	20.682	22.682	22.982

CHAINAGE 1160.000

NOT FOR CONSTRUCTION

G	APPROVALS ISSUE	JV 10.02.23	JM 10.02.23	JP 10.02.23
F	APPROVALS ISSUE	JV 16.12.22	JM 16.12.22	JP 16.12.22
AMD	DESCRIPTION	DESIGNER SIGN./DATE	VERIFIED SIGN./DATE	APPROVED SIGN./DATE

CO-ORDINATE SYSTEM: STROMLO | HEIGHT DATUM: AHD | SCALE: AS SHOWN

ACT Government – Major Projects Canberra

This drawing is confidential and shall only be used for the purpose of this project.
The signing of this title block confirms the design and drafting of this project have been prepared and checked in accordance with the Canberra Light Rail Stage 2 quality assurance system to ISO 9001:2015

AECOM
AECOM Australia Pty Ltd
A.B.N. 20 093 846 925

DRAWN S NAIDU
DESIGNED J VAN DEN DUNGEN
DRG CHECK S WAN
DESIGN CHECK S WAN
APPROVED J PETERS

CANBERRA LIGHT RAIL 2A

ALIGNMENT
CROSS SECTIONS
MC1C10
SHEET 25

DESIGN LOT No: S210-STAGE 2A | SHEET: 25 OF 39 | A1
STATUS: APPROVALS ISSUE | ©
DRG No. S210-ACM-DRW-CIV-AL-0425 | EDMS No. | G

DF 801*554

1 : 200 FULL SIZE A1
SCALE @ A1

DRAWING COLOUR CODED - PRINT ALL COPIES IN COLOUR

Plotted by:GRIVASA
Plot Date & Time: 2/10/2023 8:23 AM
File Plotted:S210-ACM-DRW-CIV-AL-0425
C:\pwworking\ascom_ds12_au\arthur.grivas@aecom.com\d0142029\S210-ACM-DRW-CIV-AL-0425.dwg

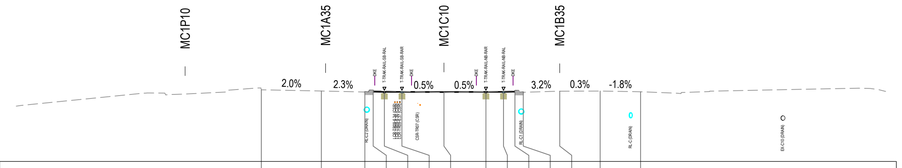

DATUM 561.00

STRING LABELS		CEL	L31L	ESR	CBR		DM		CBL	L31R	L32R	CER	
DESIGN LEVELS		566.845	566.747	566.665	566.785	566.683	566.660	566.683	566.758	566.638	566.744	566.686	
DEPTH TO EXISTING		-0.000	-0.000	-0.001	0.001	0.076	0.034	-0.041	0.021	0.057	0.005	0.003	-0.000	-0.000	0.000	
EXISTING SURFACE		566.845	566.747	566.664	566.785	566.759	566.718	566.619	566.704	566.740	566.764	566.642	566.733	566.744	566.686	
OFFSETS	-14.907		-10.008	-6.458	-5.778	-4.865	-3.430	0.000	3.425	4.860	5.792	6.472	9.449	12.749	16.049	

CHAINAGE 1220.000

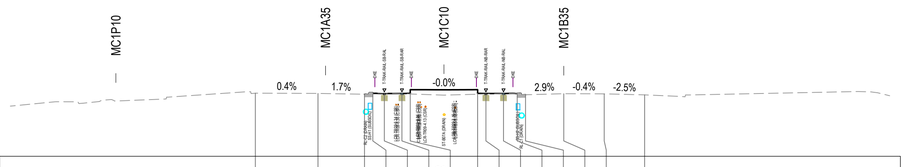

DATUM 562.00

STRING LABELS		CEL	L31L	ESR	CBR		CE2R	CE2L		CBL	L31R	L32R	CER	
DESIGN LEVELS		567.147	567.128	567.063	567.183	567.129	567.136	567.136	567.129	567.136	567.016	567.107	567.094	567.010	
DEPTH TO EXISTING		0.000	0.000	-0.001	-0.001	0.024	-0.024	-0.053	-0.075	-0.051	-0.014	0.004	0.007	0.000	0.000	0.000
EXISTING SURFACE		567.148	567.128	567.062	567.181	567.152	567.105	567.082	567.061	567.078	567.114	567.140	567.023	567.107	567.094	567.010
OFFSETS	-15.394		-10.282	-6.486	-5.806	-4.866	-3.431	-2.753	2.747	3.424	4.859	5.978	6.658	9.778	13.078	16.379

CHAINAGE 1200.000

NOT FOR CONSTRUCTION

2 0 2 4 6 8m
1 : 200 FULL SIZE A1
SCALE @ A1

DRAWING COLOUR CODED - PRINT ALL COPIES IN COLOUR

AMD	DESCRIPTION	DESIGNER SIGN./DATE	VERIFIED SIGN./DATE	APPROVED SIGN./DATE
G	APPROVALS ISSUE	JV 10.02.23	JM 10.02.23	JP 10.02.23
F	APPROVALS ISSUE	JV 16.12.22	JM 16.12.22	JP 16.12.22

CO-ORDINATE SYSTEM: STROMLO | HEIGHT DATUM: AHD | SCALE: AS SHOWN

ACT Government – Major Projects Canberra

AECOM Australia Pty Ltd
A.B.N. 20 093 846 925

This drawing is confidential and shall only be used for the purpose of this project.
The signing of this title block confirms the design and drafting of this project have been prepared and checked in accordance with the Canberra Light Rail Stage 2 quality assurance system to ISO 9001:2015

DRAWN S NAIDU
DESIGNED J VAN DEN DUNGEN
DRG CHECK S WAN
DESIGN CHECK S WAN
APPROVED J PETERS

CANBERRA LIGHT RAIL 2A

ALIGNMENT
CROSS SECTIONS
MC1C10
SHEET 26

DESIGN LOT No: S210-STAGE 2A | SHEET: 26 OF 39 | A1
STATUS: APPROVALS ISSUE | ©
DRG No. S210-ACM-DRW-CIV-AL-0426 | EDMS No. | G

DF 801*554

Plotted by:GRIVASA
File Plotted:C:\pwworking\aecom_ds12_au\arthur.grivas@aecom.com\d0142029\S210-ACM-DRW-CIV-AL-0426.dwg
Plot Date & Time: 2/10/2023 8:23 AM

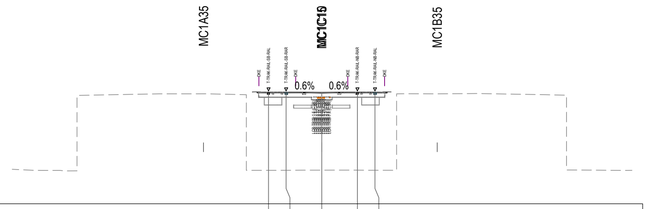

DATUM 557.00

STRING LABELS				DM		
DESIGN LEVELS	566.088	566.087	566.066	566.087	566.088	
DEPTH TO EXISTING	-6.356	-6.354	-6.320	-6.343	-6.351	
EXISTING SURFACE	559.732	559.733	559.745	559.744	559.737	
OFFSETS	-4.346	-2.911	0.000	2.909	4.344	

CHAINAGE 1260.000

DATUM 560.00

STRING LABELS	CEL	L31L	ESR	CBR		DM		CBL	L31R	L32R	CER	
DESIGN LEVELS	566.472	566.385	566.286	566.406	566.346	566.346	566.323	566.346	566.346	566.411	566.291	566.385	566.420	566.379
DEPTH TO EXISTING	0.002	-0.000	0.004	0.035	0.095	0.095	0.118	0.096	0.095	0.029	0.003	0.000	0.000	0.000
EXISTING SURFACE	566.474	566.385	566.290	566.441	566.441	566.441	566.442	566.442	566.441	566.440	566.294	566.385	566.420	566.379
OFFSETS	-14.071	-9.719	-6.462	-5.781	-4.748	-3.313	0.000	3.309	4.744	5.788	6.469	9.416	12.716	16.016

CHAINAGE 1240.000

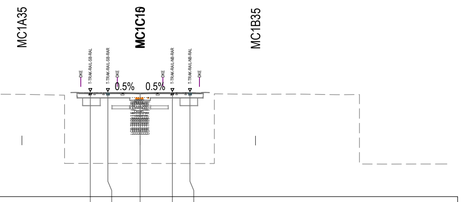

DATUM 557.00

STRING LABELS				DM		
DESIGN LEVELS	565.449	565.449	565.430	565.449	565.449	
DEPTH TO EXISTING	-5.740	-5.741	-5.723	-5.745	-5.746	
EXISTING SURFACE	559.709	559.708	559.707	559.704	559.703	
OFFSETS	-4.067	-2.632	0.000	2.633	4.068	

CHAINAGE 1300.000

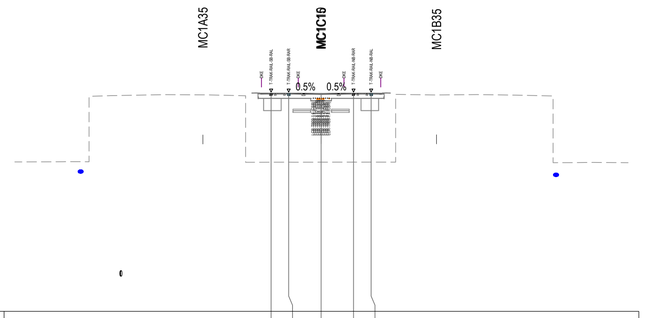

DATUM 548.00

STRING LABELS				DM		
DESIGN LEVELS	565.768	565.768	565.749	565.768	565.768	
DEPTH TO EXISTING	-5.598	-5.597	-5.575	-5.591	-5.591	
EXISTING SURFACE	560.170	560.171	560.174	560.177	560.177	
OFFSETS	-4.082	-2.647	0.000	2.647	4.082	

CHAINAGE 1280.000

2 0 2 4 6 8m
1 : 200 FULL SIZE A1
SCALE @ A1

DRAWING COLOUR CODED - PRINT ALL COPIES IN COLOUR

NOT FOR CONSTRUCTION

AMD	DESCRIPTION	DESIGNER SIGN./DATE	VERIFIED SIGN./DATE	APPROVED SIGN./DATE
G	APPROVALS ISSUE	JV 10.02.23	JM 10.02.23	JP 10.02.23
F	APPROVALS ISSUE	JV 16.12.22	JM 16.12.22	JP 16.12.22

CO-ORDINATE SYSTEM: STROMLO | HEIGHT DATUM: AHD | SCALE: AS SHOWN

ACT Government — Major Projects Canberra

This drawing is confidential and shall only be used for the purpose of this project.
The signing of this title block confirms the design and drafting of this project have been prepared and checked in accordance with the Canberra Light Rail Stage 2 quality assurance system to ISO 9001:2015

AECOM
AECOM Australia Pty Ltd
A.B.N. 20 093 846 925

DRAWN S NAIDU
DESIGNED J VAN DEN DUNGEN
DRG CHECK S WAN
DESIGN CHECK S WAN
APPROVED J PETERS

CANBERRA LIGHT RAIL 2A

ALIGNMENT
CROSS SECTIONS
MC1C10
SHEET 27

DESIGN LOT No: S210-STAGE 2A | SHEET: 27 OF 39 | A1
STATUS: APPROVALS ISSUE | ©
DRG No. S210-ACM-DRW-CIV-AL-0427 | EDMS No. | G

DF 801*554

Plotted by:GRIVASA
Plot Date & Time: 2/10/2023 8:24 AM
File Plotted:S210-ACM-DRW-CIV-AL-0427
C:\pwworking\aecom_ds12_au\arthur.grivas@aecom.com\d0142029\S210-ACM-DRW-CIV-AL-0427.dwg

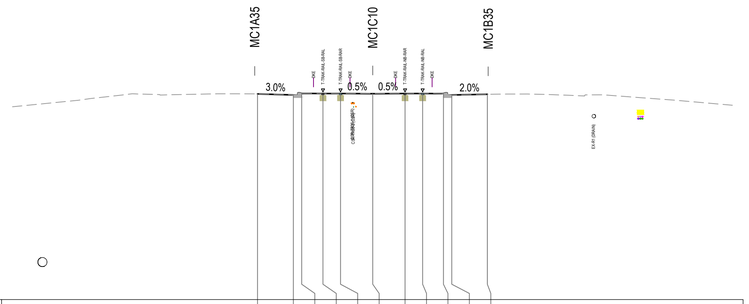

DATUM 548.00

STRING LABELS		L31L	CER	CBR		DM		CBL		L31R
DESIGN LEVELS		564.781	564.694	564.814	564.818	564.798	564.818	564.818	564.693	564.750
DEPTH TO EXISTING		0.000	0.006	-0.001	-0.002	-0.003	0.022	0.009	0.011	0.014	-0.015	-0.000
EXISTING SURFACE		564.781	564.700	564.813	564.815	564.814	564.821	564.827	564.828	564.827	564.678	564.750
OFFSETS		-9.407	-6.480	-5.800	-4.065	-2.630	0.000	2.635	4.070	5.770	6.450	9.351

CHAINAGE 1340.000

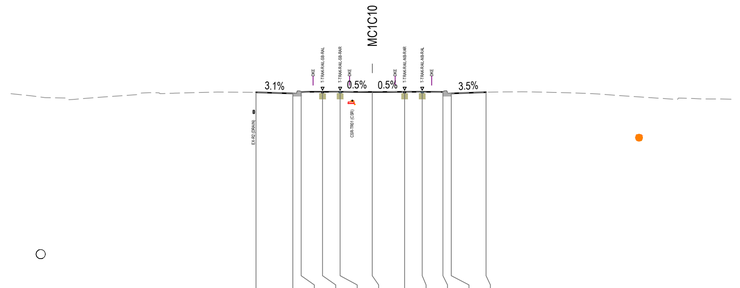

DATUM 548.00

STRING LABELS		L31L	CER	CBR		DM		CBL		L31R
DESIGN LEVELS		564.214	564.121	564.241	564.260	564.260	564.241	564.260	564.244	564.124	564.224
DEPTH TO EXISTING		0.000	-0.010	0.006	-0.044	-0.014	0.053	-0.005	-0.031	-0.007	-0.001	0.000
EXISTING SURFACE		564.215	564.111	564.247	564.216	564.246	564.294	564.255	564.229	564.237	564.123	564.224
OFFSETS		-9.494	-6.487	-5.807	-4.064	-2.629	-0.008	2.636	4.071	5.763	6.443	9.282

CHAINAGE 1380.000

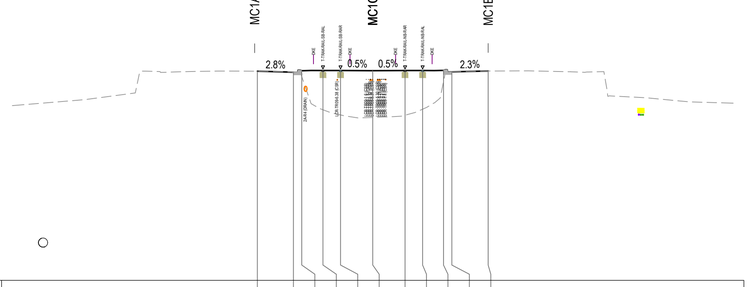

DATUM 548.00

STRING LABELS		L31L	CER	CBR		DM		CBL		L31R
DESIGN LEVELS		565.068	564.986	565.106	565.130	565.130	565.110	565.130	565.135	565.015	565.084
DEPTH TO EXISTING		0.000	0.019	-0.478	-3.209	-3.630	-3.815	-3.651	-3.161	-0.921	0.014	-0.000
EXISTING SURFACE		565.068	565.005	564.628	561.920	561.500	561.295	561.479	561.968	564.214	565.029	565.084
OFFSETS		-9.420	-6.476	-5.796	-4.066	-2.631	0.000	2.634	4.069	5.774	6.454	9.417

CHAINAGE 1320.000

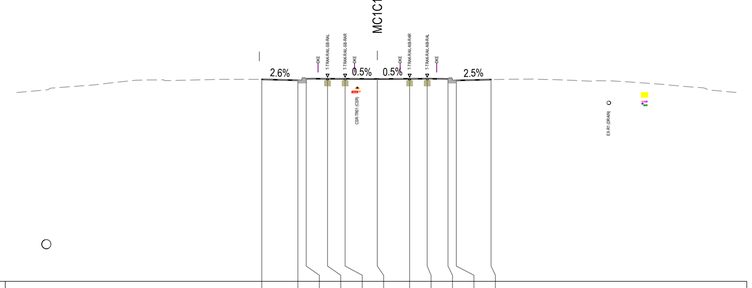

DATUM 548.00

STRING LABELS		L31L	CER	CBR		DM		CBL		L31R
DESIGN LEVELS		564.481	564.405	564.525	564.537	564.537	564.518	564.537	564.537	564.515	564.395	564.465
DEPTH TO EXISTING		0.000	-0.006	-0.005	0.004	0.024	0.043	0.004	-0.016	0.004	-0.005	0.000
EXISTING SURFACE		564.481	564.399	564.519	564.541	564.561	564.561	564.541	564.521	564.519	564.391	564.465
OFFSETS		-9.429	-6.483	-5.803	-4.065	-2.630	-0.002	2.635	4.070	5.767	6.447	9.281

CHAINAGE 1360.000

NOT FOR CONSTRUCTION

2 0 2 4 6 8m
1 : 200 FULL SIZE A1
SCALE @ A1

DRAWING COLOUR CODED - PRINT ALL COPIES IN COLOUR

AMD	DESCRIPTION	DESIGNER SIGN./DATE	VERIFIED SIGN./DATE	APPROVED SIGN./DATE
G	APPROVALS ISSUE	JV 10.02.23	JM 10.02.23	JP 10.02.23
F	APPROVALS ISSUE	JV 16.12.22	JM 16.12.22	JP 16.12.22

CO-ORDINATE SYSTEM: STROMLO | HEIGHT DATUM: AHD | SCALE: AS SHOWN

ACT Government
Major Projects Canberra

This drawing is confidential and shall only be used for the purpose of this project.
The signing of this title block confirms the design and drafting of this project have been prepared and checked in accordance with the Canberra Light Rail Stage 2 quality assurance system to ISO 9001:2015

AECOM
AECOM Australia Pty Ltd
A.B.N. 20 093 846 925

DRAWN S NAIDU
DESIGNED J VAN DEN DUNGEN
DRG CHECK S WAN
DESIGN CHECK S WAN
APPROVED J PETERS

CANBERRA LIGHT RAIL 2A
ALIGNMENT
CROSS SECTIONS
MC1C10
SHEET 28

DESIGN LOT No: S210-STAGE 2A | SHEET: 28 OF 39 | A1
STATUS: APPROVALS ISSUE | ©
DRG No. S210-ACM-DRW-CIV-AL-0428 | EDMS No. | G

DF 801*554

Plotted by:GRIVASA
File Plotted:S210-ACM-DRW-CIV-AL-0428
C:\pwworking\aecom_ds12_au\arthur.grivas@aecom.com\d0142029\S210-ACM-DRW-CIV-AL-0428.dwg
Plot Date & Time: 2/10/2023 8:24 AM

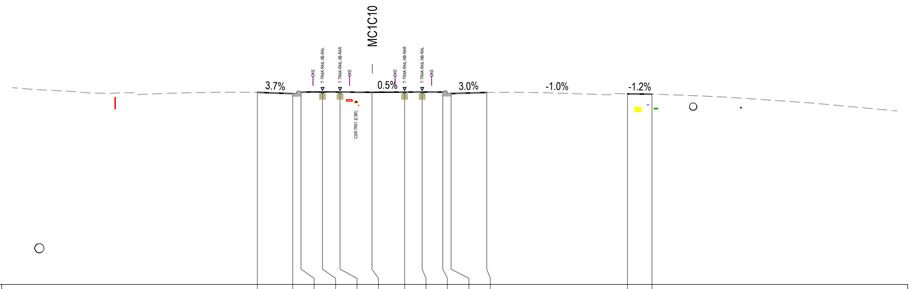

DATUM 548.00

STRING LABELS	L31L	CER	CBR		DM		CBL	L31R	CEL	CEL1L
DESIGN LEVELS	563.676	563.569	563.689	563.706	563.706	563.687	563.706	563.698	563.578	563.666	563.553	563.528
DEPTH TO EXISTING	0.000	-0.012	0.010	-0.059	-0.026	0.052	0.011	-0.018	-0.006	-0.006	-0.000	0.001	0.000
EXISTING SURFACE	563.677	563.557	563.699	563.648	563.680	563.739	563.717	563.688	563.692	563.572	563.666	563.554	563.528
OFFSETS	-9.376	-6.494	-5.814	-4.062	-2.627	-0.022	2.638	4.073	5.756	6.436	9.343	20.828	22.828

CHAINAGE 1420.000

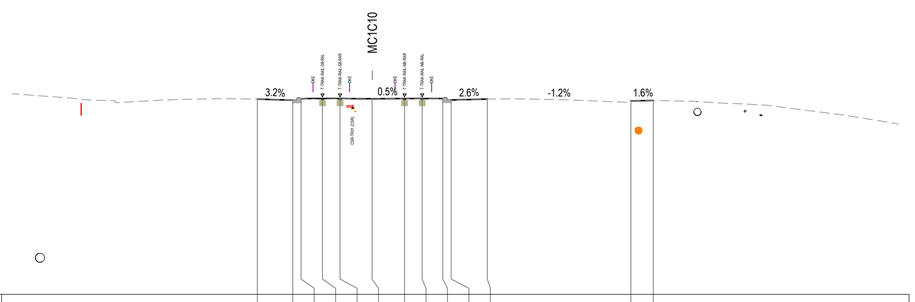

DATUM 548.00

STRING LABELS	L31L	CER	CBR		DM		CBL	L31R	CEL	CEL
DESIGN LEVELS	563.935	563.842	563.962	563.983	563.983	563.964	563.983	563.983	563.978	563.858	563.935	563.796	563.817
DEPTH TO EXISTING	0.000	-0.005	0.018	-0.059	-0.025	0.041	-0.008	-0.024	-0.018	-0.025	-0.000	-0.000	-0.000
EXISTING SURFACE	563.935	563.837	563.980	563.924	563.958	564.005	563.975	563.959	563.960	563.833	563.935	563.796	563.817
OFFSETS	-9.378	-6.491	-5.811	-4.063	-2.628	-0.015	2.637	4.072	5.759	6.439	9.391	21.108	22.939

CHAINAGE 1400.000

NOT FOR CONSTRUCTION

2 0 2 4 6 8m
1 : 200 FULL SIZE A1
SCALE @ A1

DRAWING COLOUR CODED - PRINT ALL COPIES IN COLOUR

AMD	DESCRIPTION	DESIGNER SIGN./DATE	VERIFIED SIGN./DATE	APPROVED SIGN./DATE
G	APPROVALS ISSUE	JV 10.02.23	JM 10.02.23	JP 10.02.23
F	APPROVALS ISSUE	JV 16.12.22	JM 16.12.22	JP 16.12.22

CO-ORDINATE SYSTEM: STROMLO | HEIGHT DATUM: AHD | SCALE: AS SHOWN

ACT Government – Major Projects Canberra

AECOM Australia Pty Ltd
A.B.N. 20 093 846 925

This drawing is confidential and shall only be used for the purpose of this project.
The signing of this title block confirms the design and drafting of this project have been prepared and checked in accordance with the Canberra Light Rail Stage 2 quality assurance system to ISO 9001:2015

DRAWN S NAIDU
DESIGNED J VAN DEN DUNGEN
DRG CHECK S WAN
DESIGN CHECK S WAN
APPROVED J PETERS

CANBERRA LIGHT RAIL 2A

ALIGNMENT
CROSS SECTIONS
MC1C10
SHEET 29

DESIGN LOT No: S210-STAGE 2A | SHEET: 29 OF 39 | A1
STATUS: APPROVALS ISSUE | ©
DRG No. S210-ACM-DRW-CIV-AL-0429 | EDMS No. | G

DF 801*554

Plotted by:GRIVASA
Plot Date & Time: 2/10/2023 8:24 AM
File Plotted:S210-ACM-DRW-CIV-AL-0429
C:\pwworking\aecom_ds12_au\arthur.grivas@aecom.com\d0142029\S210-ACM-DRW-CIV-AL-0429.dwg

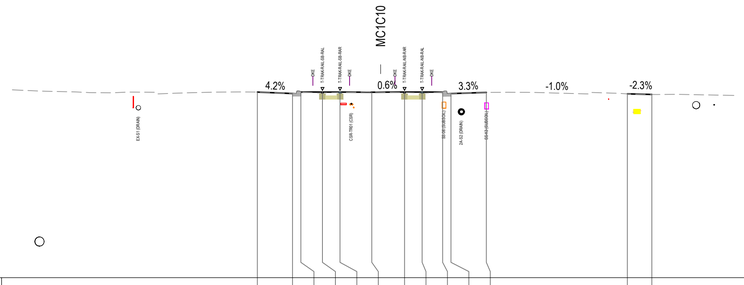

DATUM 548.00

STRING LABELS	L31L	CER	CBR		DM		CBL	L31R	CEL	CE1L
DESIGN LEVELS	563.146	563.025	563.146	563.151	563.133	563.153	563.140	563.115	562.998	562.952
DEPTH TO EXISTING	0.000	0.000	-0.007	-0.074	-0.044	0.015	-0.052	-0.082	-0.004	-0.003	0.000	0.000	0.000
EXISTING SURFACE	563.146	563.026	563.139	563.077	563.107	563.148	563.101	563.071	563.137	563.018	563.115	562.998	562.952
OFFSETS	-10.060	-7.190	-6.510	-4.749	-3.313	-0.722	1.953	3.388	5.063	5.743	8.629	20.137	22.138

CHAINAGE 1460.000

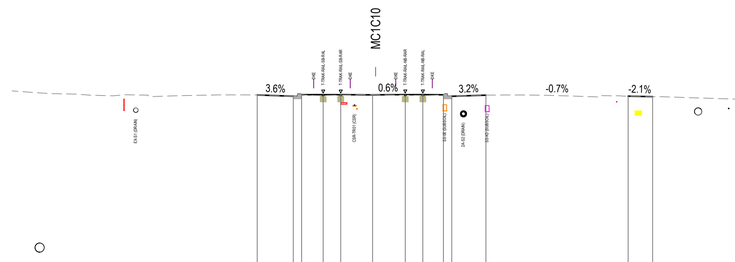

DATUM 548.00

STRING LABELS	L31L	CER	CBR		DM		CBL	L31R	CEL	CE1L
DESIGN LEVELS	563.401	563.296	563.417	563.428	563.428	563.410	563.430	563.431	563.413	563.294	563.383	563.303	563.262
DEPTH TO EXISTING	0.000	-0.006	-0.006	-0.070	-0.040	0.014	-0.045	-0.068	-0.005	-0.003	0.000	0.000	0.000
EXISTING SURFACE	563.401	563.290	563.411	563.358	563.389	563.423	563.385	563.363	563.408	563.291	563.383	563.303	563.262
OFFSETS	-9.664	-6.720	-6.039	-4.283	-2.847	-0.248	2.419	3.855	5.534	6.214	9.003	20.609	22.610

CHAINAGE 1440.000

NOT FOR CONSTRUCTION

2 0 2 4 6 8m
1 : 200 FULL SIZE A1
SCALE @ A1

DRAWING COLOUR CODED - PRINT ALL COPIES IN COLOUR

AMD	DESCRIPTION	DESIGNER SIGN./DATE	VERIFIED SIGN./DATE	APPROVED SIGN./DATE
G	APPROVALS ISSUE	JV 10.02.23	JM 10.02.23	JP 10.02.23
F	APPROVALS ISSUE	JV 16.12.22	JM 16.12.22	JP 16.12.22

CO-ORDINATE SYSTEM: STROMLO | HEIGHT DATUM: AHD | SCALE: AS SHOWN

ACT Government Major Projects Canberra

This drawing is confidential and shall only be used for the purpose of this project.
The signing of this title block confirms the design and drafting of this project have been prepared and checked in accordance with the Canberra Light Rail Stage 2 quality assurance system to ISO 9001:2015

AECOM
AECOM Australia Pty Ltd
A.B.N. 20 093 846 925

DRAWN S NAIDU
DESIGNED J VAN DEN DUNGEN
DRG CHECK S WAN
DESIGN CHECK S WAN
APPROVED J PETERS

CANBERRA LIGHT RAIL 2A
ALIGNMENT
CROSS SECTIONS
MC1C10
SHEET 30

DESIGN LOT No: S210-STAGE 2A | SHEET: 30 OF 39 | A1
STATUS: APPROVALS ISSUE | ©
DRG No. S210-ACM-DRW-CIV-AL-0430 | EDMS No. | G

DF 801*554

Plot Date & Time: 2/10/2023 8:25 AM
File Plotted: C:\pwworking\aecom_ds12_au\arthur.girvas@aecom.com\d0142029\S210-ACM-DRW-CIV-AL-0430.dwg
Plotted by: GRIVASA

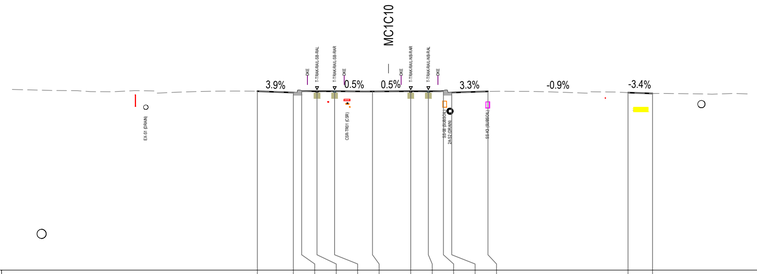

DATUM 548.00

STRING LABELS		L31L	CER	CBR		DM		CBL	L31R	CEL	CE1L	
DESIGN LEVELS		562.598	562.483	562.603	562.599	562.578	562.599	562.604	562.484	562.581	562.480	562.413
DEPTH TO EXISTING		0.000	-0.001	-0.009	-0.063	-0.040	0.006	-0.051	-0.063	-0.023	-0.027	0.000	0.000	0.000
EXISTING SURFACE		562.598	562.481	562.593	562.536	562.559	562.584	562.548	562.535	562.581	562.457	562.581	562.480	562.413
OFFSETS	-10.705	-7.769	-7.089	-5.837	-4.402	-1.309	1.815	3.250	4.480	5.161	8.117	19.548	21.548	

CHAINAGE 1500.000

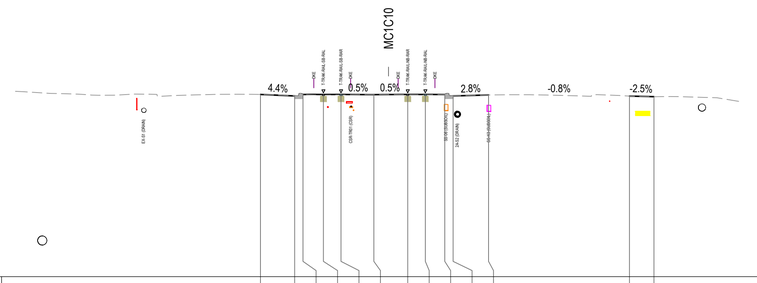

DATUM 548.00

STRING LABELS		L31L	CER	CBR		DM		CBL	L31R	CEL	CE1L	
DESIGN LEVELS		562.871	562.747	562.867	562.874	562.875	562.856	562.876	562.877	562.868	562.748	562.829	562.738	562.689
DEPTH TO EXISTING		0.000	0.008	-0.007	-0.063	-0.042	0.010	-0.025	-0.036	0.002	0.000	0.000	0.000	0.000
EXISTING SURFACE		562.871	562.755	562.860	562.811	562.833	562.866	562.852	562.840	562.869	562.748	562.829	562.738	562.689
OFFSETS	-10.451	-7.661	-6.980	-5.315	-3.879	-1.196	1.569	3.004	4.593	5.273	8.164	19.666	21.666	

CHAINAGE 1480.000

NOT FOR CONSTRUCTION

2 0 2 4 6 8m
1 : 200 FULL SIZE A1
SCALE @ A1

DRAWING COLOUR CODED - PRINT ALL COPIES IN COLOUR

AMD	DESCRIPTION	DESIGNER SIGN./DATE	VERIFIED SIGN./DATE	APPROVED SIGN./DATE
G	APPROVALS ISSUE	JV 10.02.23	JM 10.02.23	JP 10.02.23
F	APPROVALS ISSUE	JV 16.12.22	JM 16.12.22	JP 16.12.22

CO-ORDINATE SYSTEM: STROMLO | HEIGHT DATUM: AHD | SCALE: AS SHOWN

ACT Government — Major Projects Canberra

This drawing is confidential and shall only be used for the purpose of this project.
The signing of this title block confirms the design and drafting of this project have been prepared and checked in accordance with the Canberra Light Rail Stage 2 quality assurance system to ISO 9001:2015

AECOM
AECOM Australia Pty Ltd
A.B.N. 20 093 846 925

DRAWN S NAIDU
DESIGNED J VAN DEN DUNGEN
DRG CHECK S WAN
DESIGN CHECK S WAN
APPROVED J PETERS

CANBERRA LIGHT RAIL 2A
ALIGNMENT
CROSS SECTIONS
MC1C10
SHEET 31

DESIGN LOT No: S210-STAGE 2A | SHEET: 31 OF 39 | A1
STATUS: APPROVALS ISSUE ©
DRG No. S210-ACM-DRW-CIV-AL-0431 | EDMS No. | G

DF 801*554

Plot Date & Time 2/10/2023 8:25 AM
File Plotted:S210-ACM-DRW-CIV-AL-0431
C:\pwworking\aecom_ds12_au\arthur.grivas@aecom.com\d0142029\S210-A
Plotted by:GRIVASA

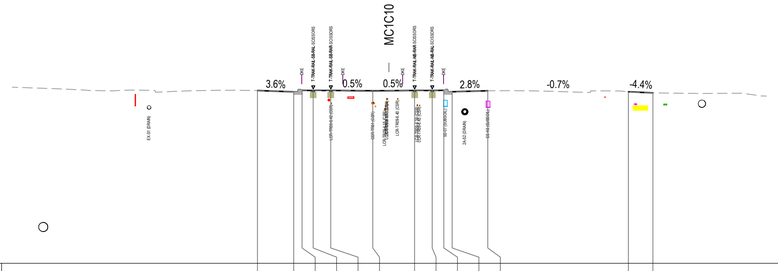

DATUM 548.00

STRING LABELS	L31L	CER	CBR		DM		CBL	L31R	CEL	CE1L
DESIGN LEVELS	562.099	561.992	562.112	562.106	562.106	562.083	562.105	562.107	562.118	561.998	562.078	561.995	561.907
DEPTH TO EXISTING	0.000	-0.004	-0.011	-0.023	-0.029	0.047	-0.018	-0.018	-0.007	-0.017	-0.000	0.000	0.000
EXISTING SURFACE	562.099	561.988	562.101	562.082	562.077	562.130	562.087	562.089	562.111	561.981	562.078	561.995	561.907
OFFSETS	-10.732	-7.771	-7.090	-6.184	-4.749	-1.317	2.093	3.529	4.479	5.159	8.069	19.545	21.545

CHAINAGE 1540.000

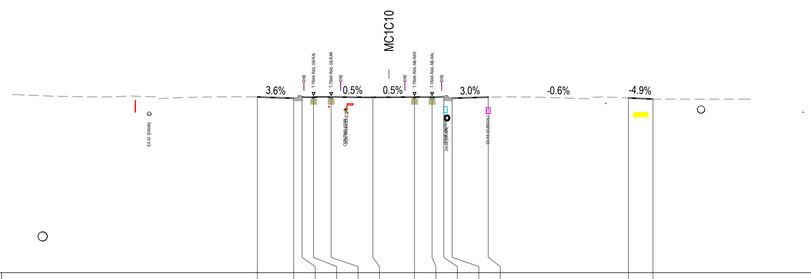

DATUM 548.00

STRING LABELS	L31L	CER	CBR		DM		CBL	L31R	CEL	CE1L
DESIGN LEVELS	562.338	562.232	562.352	562.335	562.335	562.312	562.335	562.335	562.356	562.236	562.325	562.260	562.165
DEPTH TO EXISTING	0.000	-0.007	0.002	0.003	-0.024	0.037	0.000	0.018	-0.004	-0.005	0.000	0.001	-0.001
EXISTING SURFACE	562.338	562.225	562.354	562.338	562.311	562.349	562.336	562.353	562.352	562.231	562.325	562.261	562.164
OFFSETS	-10.739	-7.770	-7.090	-6.155	-4.720	-1.313	2.086	3.521	4.480	5.160	8.111	19.547	21.547

CHAINAGE 1520.000

NOT FOR CONSTRUCTION

2 0 2 4 6 8m
1 : 200 FULL SIZE A1
SCALE @ A1

DRAWING COLOUR CODED - PRINT ALL COPIES IN COLOUR

AMD	DESCRIPTION	DESIGNER SIGN./DATE	VERIFIED SIGN./DATE	APPROVED SIGN./DATE
G	APPROVALS ISSUE	JV 10.02.23	JM 10.02.23	JP 10.02.23
F	APPROVALS ISSUE	JV 16.12.22	JM 16.12.22	JP 16.12.22

CO-ORDINATE SYSTEM: STROMLO | HEIGHT DATUM: AHD | SCALE: AS SHOWN

ACT Government Major Projects Canberra

This drawing is confidential and shall only be used for the purpose of this project.
The signing of this title block confirms the design and drafting of this project have been prepared and checked in accordance with the Canberra Light Rail Stage 2 quality assurance system to ISO 9001:2015

AECOM
AECOM Australia Pty Ltd
A.B.N. 20 093 846 925

DRAWN S NAIDU
DESIGNED J VAN DEN DUNGEN
DRG CHECK S WAN
DESIGN CHECK S WAN
APPROVED J PETERS

CANBERRA LIGHT RAIL 2A
ALIGNMENT
CROSS SECTIONS
MC1C10
SHEET 32

DESIGN LOT No: S210-STAGE 2A | SHEET: 32 OF 39 | A1
STATUS: APPROVALS ISSUE | ©
DRG No. S210-ACM-DRW-CIV-AL-0432 | EDMS No. | G

DF 801*554

Plotted by GRIVASA
File Plotted:S210-ACM-DRW-CIV-AL-0432
C:\pwworking\aecom_ds12_au\arthur.grivas@aecom.com\d0142029\S210-ACM-DRW-CIV-AL-0432.dwg
Plot Date & Time: 2/10/2023 8:25 AM

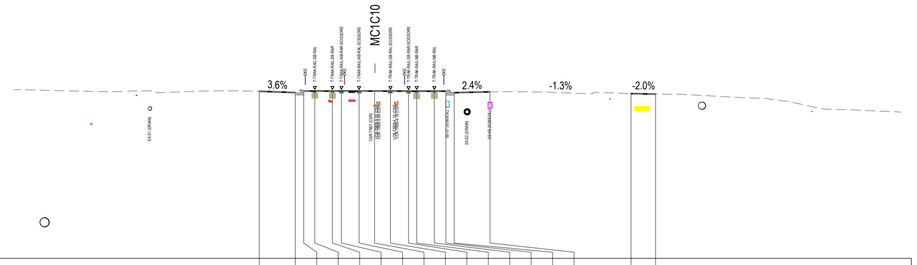

DATUM 548.00

STRING LABELS	L31L	CER	CBR				DM			CBL	L31R	CEL	CE1L
DESIGN LEVELS	561.633	561.526	561.645	561.652	561.651	561.648	561.649	561.646	561.647	561.643	561.644	561.643	561.638	561.517	561.588	561.440	561.400
DEPTH TO EXISTING	0.000	0.004	-0.002	-0.025	-0.025	-0.020	-0.017	-0.011	-0.018	-0.023	-0.028	-0.029	-0.013	-0.007	0.000	-0.000	-0.000
EXISTING SURFACE	561.633	561.530	561.643	561.627	561.626	561.628	561.632	561.636	561.629	561.620	561.616	561.614	561.624	561.510	561.588	561.440	561.400
OFFSETS	-9.449	-6.498	-5.816	-4.911	-3.472	-2.738	-1.297	-0.031	1.264	2.743	3.405	4.844	5.790	6.472	9.389	20.900	22.906

CHAINAGE 1580.000

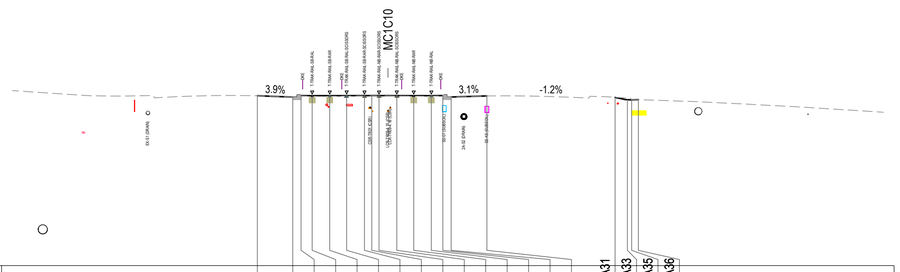

DATUM 548.00

STRING LABELS	L31L	CER	CBR				DM			CBL	L31R	MR12A31	MR12A33	MR12A35	MR12A36
DESIGN LEVELS	561.865	561.753	561.873	561.876	561.876	561.878	561.876	561.876	561.878	561.876	561.876	561.880	561.760	561.850	561.724	561.541	561.524	561.542
DEPTH TO EXISTING	0.000	-0.006	-0.017	-0.052	-0.058	-0.040	-0.017	-0.009	-0.013	-0.031	-0.044	-0.050	-0.016	-0.011	0.000	0.018	0.147	-0.001	0.001
EXISTING SURFACE	561.865	561.747	561.856	561.824	561.818	561.838	561.858	561.867	561.863	561.847	561.832	561.826	561.864	561.749	561.850	561.743	561.688	561.523	561.543
OFFSETS	-10.659	-7.771	-7.091	-6.187	-4.752	-3.372	-1.917	-1.320	-0.731	0.724	2.103	3.538	4.479	5.159	8.074	18.540	19.543	19.893	20.438

CHAINAGE 1560.000

NOT FOR CONSTRUCTION

2 0 2 4 6 8m
1 : 200 FULL SIZE A1
SCALE @ A1

DRAWING COLOUR CODED - PRINT ALL COPIES IN COLOUR

AMD	DESCRIPTION	DESIGNER SIGN./DATE	VERIFIED SIGN./DATE	APPROVED SIGN./DATE
G	APPROVALS ISSUE	JV 10.02.23	JM 10.02.23	JP 10.02.23
F	APPROVALS ISSUE	JV 16.12.22	JM 16.12.22	JP 16.12.22

CO-ORDINATE SYSTEM: STROMLO | HEIGHT DATUM: AHD | SCALE: AS SHOWN

ACT government Major Projects Canberra

AECOM Australia Pty Ltd
A.B.N. 20 093 846 925

This drawing is confidential and shall only be used for the purpose of this project.
The signing of this title block confirms the design and drafting of this project have been prepared and checked in accordance with the Canberra Light Rail Stage 2 quality assurance system to ISO 9001:2015

DRAWN S NAIDU
DESIGNED J VAN DEN DUNGEN
DRG CHECK S WAN
DESIGN CHECK S WAN
APPROVED J PETERS

CANBERRA LIGHT RAIL 2A
ALIGNMENT
CROSS SECTIONS
MC1C10
SHEET 33

DESIGN LOT No: S210-STAGE 2A | SHEET: 33 OF 39 | A1
STATUS: APPROVALS ISSUE | ©
DRG No. S210-ACM-DRW-CIV-AL-0433 | EDMS No. | G

DF 801*554

File Plotted:S210-ACM-DRW-CIV-AL-0433 | Plot Date & Time:2/10/2023 8:26 AM | Plotted by:GRIVASA
C:\pwworking\aecom_ds12_au\arthur.grivas@aecom.com\d0142029\S210-ACM-DRW-CIV-AL-0433.dwg

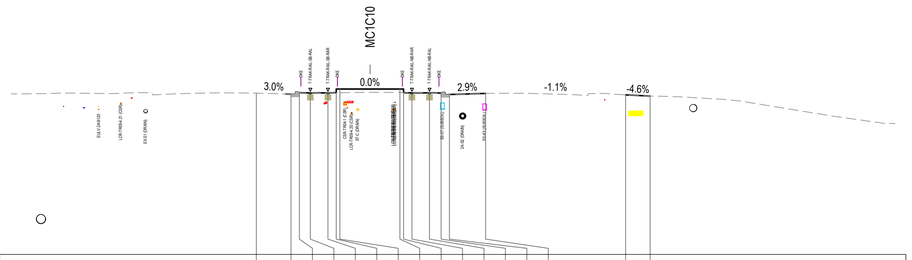

DATUM 548.00

STRING LABELS		L31L	CER	CBR		CE2R	CBR	CBL	CE2L		CBL		L31R	CEL	CE1L
DESIGN LEVELS		561.161	561.076	561.196	561.189	561.195	561.495	561.495	561.195	561.189	561.171	561.051	561.137	561.016	560.925
DEPTH TO EXISTING		0.000	0.001	-0.006	0.019	-0.003	-0.002	-0.298	-0.284	0.014	0.015	-0.009	-0.007	-0.010	-0.000	0.000	0.000
EXISTING SURFACE		561.162	561.077	561.191	561.208	561.186	561.194	561.197	561.211	561.209	561.204	561.179	561.164	561.041	561.137	561.016	560.925
OFFSETS		-9.283	-6.453	-5.772	-4.875	-3.440	-2.762	-2.462	2.437	2.738	3.415	4.850	5.797	6.477	9.431	20.858	22.858

CHAINAGE 1620.000

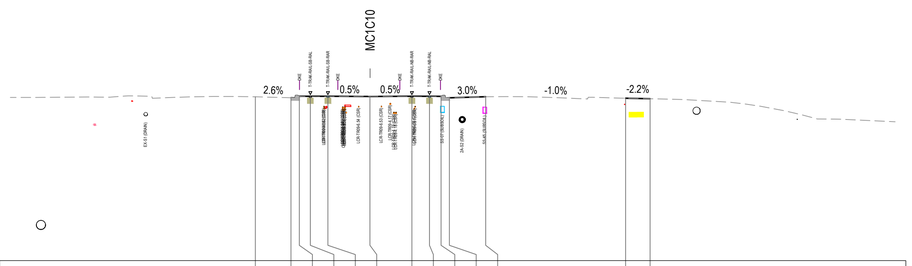

DATUM 548.00

STRING LABELS		L31L	CER	CBR		DM			CBL		L31R			CEL	CE1L
DESIGN LEVELS		561.371	561.294	561.414	561.418	561.418	561.397	561.418	561.418	561.407	561.287	561.375		561.256	561.212
DEPTH TO EXISTING		0.000	-0.003	-0.014	-0.042	-0.041	0.025	-0.046	-0.051	-0.018	-0.007	0.000		0.000	0.000
EXISTING SURFACE		561.371	561.291	561.401	561.376	561.377	561.422	561.372	561.367	561.389	561.280	561.375		561.256	561.212
OFFSETS		-9.362	-6.456	-5.776	-4.876	-3.441	-0.011	3.414	4.849	5.794	6.474	9.438		20.856	22.856

CHAINAGE 1600.000

NOT FOR CONSTRUCTION

2 0 2 4 6 8m
1 : 200 FULL SIZE A1
SCALE @ A1

DRAWING COLOUR CODED - PRINT ALL COPIES IN COLOUR

AMD	DESCRIPTION	DESIGNER SIGN./DATE	VERIFIED SIGN./DATE	APPROVED SIGN./DATE
G	APPROVALS ISSUE	JV 10.02.23	JM 10.02.23	JP 10.02.23
F	APPROVALS ISSUE	JV 16.12.22	JM 16.12.22	JP 16.12.22

CO-ORDINATE SYSTEM: STROMLO | HEIGHT DATUM: AHD | SCALE: AS SHOWN

ACT Government Major Projects Canberra

AECOM Australia Pty Ltd
A.B.N. 20 093 846 925

This drawing is confidential and shall only be used for the purpose of this project.
The signing of this title block confirms the design and drafting of this project have been prepared and checked in accordance with the Canberra Light Rail Stage 2 quality assurance system to ISO 9001:2015

DRAWN S NAIDU
DESIGNED J VAN DEN DUNGEN
DRG CHECK S WAN
DESIGN CHECK S WAN
APPROVED J PETERS

CANBERRA LIGHT RAIL 2A
ALIGNMENT
CROSS SECTIONS
MC1C10
SHEET 34

DESIGN LOT No: S210-STAGE 2A | SHEET: 34 OF 39 | A1
STATUS: APPROVALS ISSUE | ©
DRG No. S210-ACM-DRW-CIV-AL-0434 | EDMS No. | G

DF 801*554

Plotted by GRIVASA
Plot Date & Time 2/10/2023 8:26 AM
File Plotted S210-ACM-DRW-CIV-AL-0434
C:\pwworking\aecom_ds12_au\arthur.grivas@aecom.com\d0142029\S210-ACM-DRW-CIV-AL-0434.dwg

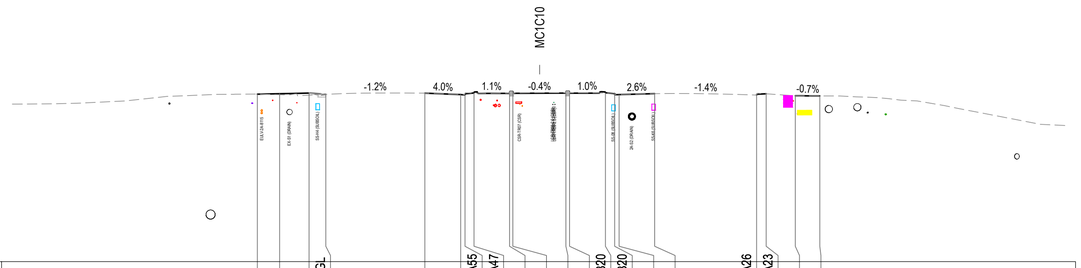

DATUM 547.00

STRING LABELS	E9L	E8L	CBL	CHBKGL	L31L	CER	MR12A55	MR12A47	CE2R	CBR	CE1L	MR12B20	MR12B30	CEL	L31R	MR12A26	MR12A23	CEL	CE1L
DESIGN LEVELS	560.662	560.701	560.752	560.648	560.748	560.630	560.600	560.760	560.729	560.883	560.750	560.750	560.776	560.715	560.629	560.704	560.590	560.693	560.532	560.519
DEPTH TO EXISTING	0.011	-0.082	-0.173	-0.001	-0.000	0.010	0.123	-0.007	0.022	-0.127	0.029	0.027	-0.017	-0.045	-0.002	0.000	-0.000	0.000	-0.000	0.000
EXISTING SURFACE	560.673	560.618	560.580	560.647	560.748	560.640	560.724	560.754	560.751	560.755	560.778	560.777	560.759	560.670	560.626	560.704	560.590	560.693	560.532	560.519
OFFSETS	-23.042	-21.224	-18.823	-17.456	-9.372	-6.445	-6.095	-5.357	-2.459	-2.189	2.140	2.440	5.369	6.122	6.485	9.388	17.707	18.488	20.864	22.864

CHAINAGE 1660.000

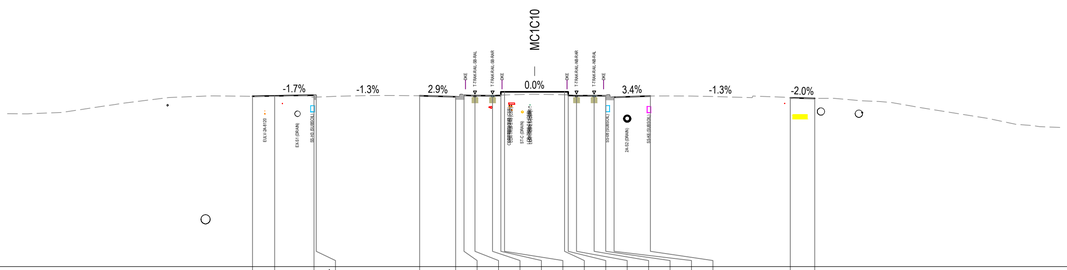

DATUM 547.00

STRING LABELS	E9L	E8L	CBL	CHKOL	L31L	CER	CBR		CE2R	CBR	CBL	CE2L		CBL		L31R	CEL	CE1L
DESIGN LEVELS	560.901	560.932	560.987	560.837	560.946	560.860	560.980	560.959	560.959	560.966	561.266	560.966	560.959	560.959	560.943	560.823	560.923	560.769	560.729
DEPTH TO EXISTING	-0.002	-0.035	-0.157	-0.001	0.000	-0.010	-0.008	-0.003	0.020	0.033	-0.258	-0.242	0.052	0.045	0.018	0.015	0.004	0.000	0.000	0.001
EXISTING SURFACE	560.900	560.897	560.830	560.836	560.946	560.849	560.972	560.956	560.979	560.999	561.008	561.024	561.018	561.004	560.977	560.959	560.827	560.923	560.769	560.729
OFFSETS	-23.030	-21.222	-18.010	-17.830	-9.388	-6.449	-5.769	-4.874	-3.439	-2.761	-2.461	2.438	2.738	3.416	4.851	5.800	6.481	9.445	20.860	22.860

CHAINAGE 1640.000

2 0 2 4 6 8m

1 : 200 FULL SIZE A1

SCALE @ A1

DRAWING COLOUR CODED - PRINT ALL COPIES IN COLOUR

NOT FOR CONSTRUCTION

AMD	DESCRIPTION	DESIGNER SIGN./DATE	VERIFIED SIGN./DATE	APPROVED SIGN./DATE
G	APPROVALS ISSUE	JV 10.02.23	JM 10.02.23	JP 10.02.23
F	APPROVALS ISSUE	JV 16.12.22	JM 16.12.22	JP 16.12.22

CO-ORDINATE SYSTEM: STROMLO | HEIGHT DATUM: AHD | SCALE: AS SHOWN

ACT Government Major Projects Canberra

This drawing is confidential and shall only be used for the purpose of this project.
The signing of this title block confirms the design and drafting of this project have been prepared and checked in accordance with the Canberra Light Rail Stage 2 quality assurance system to ISO 9001:2015

AECOM
AECOM Australia Pty Ltd
A.B.N. 20 093 846 925

DRAWN S NAIDU
DESIGNED J VAN DEN DUNGEN
DRG CHECK S WAN
DESIGN CHECK S WAN
APPROVED J PETERS

CANBERRA LIGHT RAIL 2A

ALIGNMENT
CROSS SECTIONS
MC1C10
SHEET 35

DESIGN LOT No: S210-STAGE 2A | SHEET: 35 OF 39 | A1
STATUS: APPROVALS ISSUE | ©
DRG No. S210-ACM-DRW-CIV-AL-0435 | EDMS No. | G

DF 801*554

Plotted by:GRIVASA
Plot Date & Time: 2/10/2023 8:27 AM
File Plotted:S210-ACM-DRW-CIV-AL-0435
C:\pwworking\aecom_ds12_au\arthur.grivas@aecom.com\d0142029\S210-ACM-DRW-CIV-AL-0435.dwg

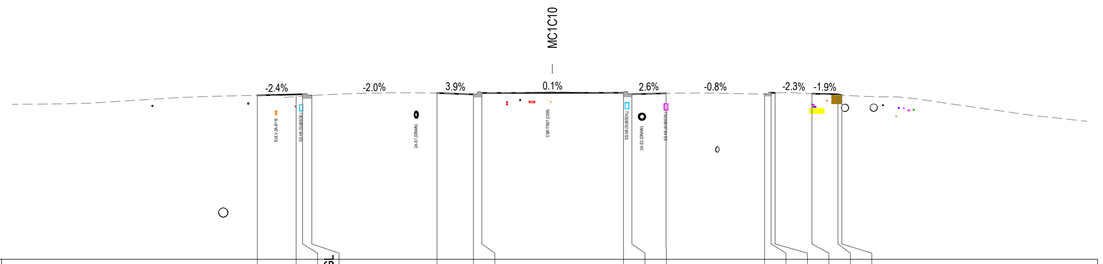

DATUM 547.00

STRING LABELS	E9L	E8L	CBL	CHBKGL	L31L	CER	CBR	CBL		L31R	ESL	CBL	EHL	IAR	E9L	IAL
DESIGN LEVELS	560.376	560.452	560.467	560.360	560.567	560.451	560.571	560.588	560.468	560.541	560.476	560.596	560.573	560.503	560.462	560.385
DEPTH TO EXISTING	-0.004	-0.175	-0.153	0.004	-0.000	-0.006	0.011	0.004	-0.019	0.000	-0.011	-0.147	-0.017	0.000	-0.061	0.000
EXISTING SURFACE	560.371	560.277	560.314	560.364	560.567	560.446	560.583	560.592	560.449	560.541	560.465	560.449	560.555	560.503	560.401	560.385
OFFSETS	-24.074	-20.907	-20.381	-19.634	-9.412	-6.439	-5.759	5.811	6.491	9.284	17.327	17.857	18.189	21.190	23.311	23.632

CHAINAGE 1680.000

NOT FOR CONSTRUCTION

2 0 2 4 6 8m
1 : 200 FULL SIZE A1
SCALE @ A1

DRAWING COLOUR CODED - PRINT ALL COPIES IN COLOUR

AMD	DESCRIPTION	DESIGNER SIGN./DATE	VERIFIED SIGN./DATE	APPROVED SIGN./DATE
G	APPROVALS ISSUE	JV 10.02.23	JM 10.02.23	JP 10.02.23
F	APPROVALS ISSUE	JV 16.12.22	JM 16.12.22	JP 16.12.22

CO-ORDINATE SYSTEM: STROMLO | HEIGHT DATUM: AHD | SCALE: AS SHOWN

ACT government Major Projects Canberra

This drawing is confidential and shall only be used for the purpose of this project.
The signing of this title block confirms the design and drafting of this project have been prepared and checked in accordance with the Canberra Light Rail Stage 2 quality assurance system to ISO 9001:2015

AECOM
AECOM Australia Pty Ltd
A.B.N. 20 093 846 925

DRAWN S NAIDU
DESIGNED J VAN DEN DUNGEN
DRG CHECK S WAN
DESIGN CHECK S WAN
APPROVED J PETERS

CANBERRA LIGHT RAIL 2A
ALIGNMENT
CROSS SECTIONS
MC1C10
SHEET 36

DESIGN LOT No: S210-STAGE 2A | SHEET: 36 OF 39 | A1
STATUS: APPROVALS ISSUE | ©
DRG No. S210-ACM-DRW-CIV-AL-0436 | EDMS No. | G

DF 801*554

Plotted by GRIVASA
Plot Date & Time 2/10/2023 8:27 AM
File Plotted:S210-ACM-DRW-CIV-AL-0436
C:\pwworking\aecom_ds12_au\arthur.grivas@aecom.com\d0142029\S210-ACM-DRW-CIV-AL-0436.dwg

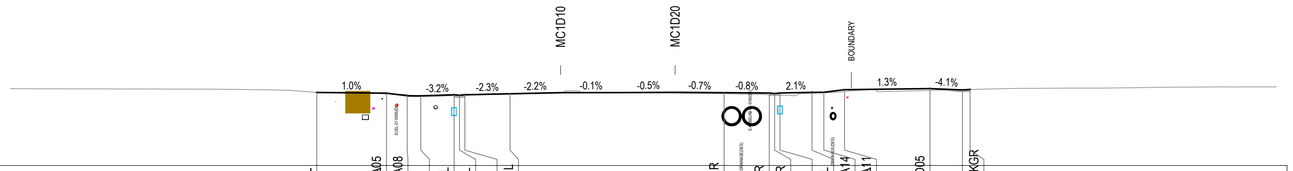

DATUM 563.00

	EXL	E8A05	E8A08	CBL	CFL	L31L	L31R	CER	CFR	CEL	E8A14	E8A11	E8D05	CHKGR
DESIGN LEVELS	567.765	567.718	567.552	567.545	567.615	567.585	567.615	567.682	567.752	567.729	567.699	567.729	567.774	567.780	567.948	568.018	567.932	567.964
DEPTH TO EXISTING	-0.000	-0.038	0.088	-0.045	-0.059	-0.018	-0.037	-0.030	-0.072	-0.106	-0.090	-0.134	-0.060	-0.037	-0.119	-0.119	0.022	-0.000
EXISTING SURFACE	567.765	567.680	567.640	567.499	567.556	567.567	567.578	567.652	567.680	567.623	567.609	567.595	567.714	567.742	567.828	567.899	567.954	567.963
OFFSETS	-23.395	-18.844	-17.494	-16.605	-14.428	-14.078	-13.728	-10.777	3.200	6.150	6.500	6.850	8.936	9.715	11.063	16.643	18.763	19.259

CHAINAGE 20.000

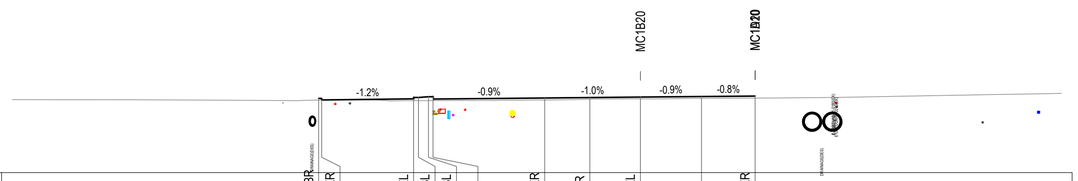

DATUM 563.00

	WBR	CER	CEL	CBL	CBL	CER	L3R	CEL	CER
DESIGN LEVELS	567.844	567.743	567.813	567.903	567.952	567.952	567.869	567.898	567.930	567.966	567.995
DEPTH TO EXISTING	-0.110	-0.005	-0.119	-0.208	-0.255	-0.254	-0.132	-0.108	-0.116	-0.121	-0.131
EXISTING SURFACE	567.734	567.738	567.695	567.695	567.698	567.699	567.737	567.790	567.813	567.845	567.864
OFFSETS	-28.500	-28.300	-22.299	-21.981	-21.330	-21.030	-13.738	-10.788	-7.488	-3.500	0.001

CHAINAGE 0.000

NOT FOR CONSTRUCTION

AMD	DESCRIPTION	DESIGNER SIGN./DATE	VERIFIED SIGN./DATE	APPROVED SIGN./DATE
G	APPROVALS ISSUE	JV 10.02.23	JM 10.02.23	JP 10.02.23
F	APPROVALS ISSUE	JV 16.12.22	JM 16.12.22	JP 16.12.22

CO-ORDINATE SYSTEM: STROMLO | HEIGHT DATUM: AHD | SCALE: AS SHOWN

ACT Government – Major Projects Canberra

This drawing is confidential and shall only be used for the purpose of this project.
The signing of this title block confirms the design and drafting of this project have been prepared and checked in accordance with the Canberra Light Rail Stage 2 quality assurance system to ISO 9001:2015

AECOM
AECOM Australia Pty Ltd
A.B.N. 20 093 846 925

DRAWN S NAIDU
DESIGNED J VAN DEN DUNGEN
DRG CHECK S WAN
DESIGN CHECK S WAN
APPROVED J PETERS

CANBERRA LIGHT RAIL 2A

ALIGNMENT
CROSS SECTIONS
MC1D20
SHEET 1

DESIGN LOT No: S210-STAGE 2A | SHEET: 01 OF 05 | A1
STATUS: APPROVALS ISSUE | ©
DRG No. S210-ACM-DRW-CIV-AL-0461 | EDMS No. | G

2 0 2 4 6 8m
1 : 200 FULL SIZE A1
SCALE @ A1

DRAWING COLOUR CODED - PRINT ALL COPIES IN COLOUR

DF 801*554

C:\pwworking\aecom_ds12_au\arthur.grivas@aecom.com\d0142029\S210-ACM-DRW-CIV-AL-0461.dwg
File Plotted: S210-ACM-DRW-CIV-AL-0461
Plot Date & Time: 2/10/2023 8:27 AM
Plotted by GRIVASA

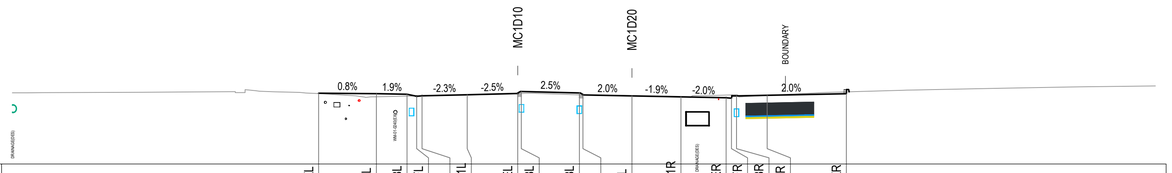

DATUM 563.00

	EXL	E9L	CBL	CFL	L31L	CEL	CBL	CBL	L3L	L31R	CER	CFR	CBR	E9R	EXR
DESIGN LEVELS	567.620	567.590	567.551	567.421	567.451	567.518	567.602	567.732	567.636	567.536	567.443	567.383	567.323	567.293	567.443	567.483	567.586
DEPTH TO EXISTING	-0.025	-0.203	-0.123	0.021	0.000	0.002	0.000	-0.125	-0.124	-0.029	-0.000	-0.018	0.176	0.217	0.071	-0.008	0.121
EXISTING SURFACE	567.595	567.387	567.428	567.442	567.451	567.520	567.602	567.607	567.513	567.508	567.442	567.365	567.499	567.510	567.513	567.475	567.707
OFFSETS	-20.458	-16.686	-14.686	-14.056	-13.706	-10.756	-7.455	-7.225	-3.430	-3.200	0.000	3.200	6.150	6.500	6.830	8.830	14.001

CHAINAGE 60.000

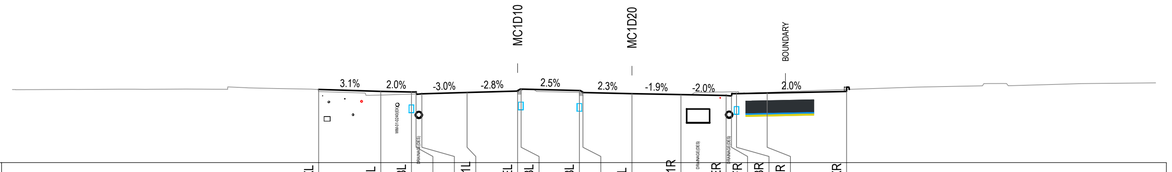

DATUM 563.00

	EXL	E9L	CBL		L31L	CEL	CBL	CBL	L3L	L31R	CER	CFR	CBR	E9R	EXR
DESIGN LEVELS	567.776	567.649	567.609	567.609	567.489	567.577	567.668	567.798	567.703	567.603	567.499	567.439	567.379	567.349	567.499	567.539	567.643
DEPTH TO EXISTING	-0.138	-0.241	-0.140	-0.132	-0.000	0.000	0.000	-0.105	-0.124	-0.030	0.000	0.009	0.234	0.274	0.113	0.042	0.132
EXISTING SURFACE	567.638	567.408	567.469	567.478	567.489	567.577	567.668	567.693	567.579	567.573	567.499	567.448	567.613	567.624	567.612	567.582	567.775
OFFSETS	-20.456	-16.397	-14.397	-14.097	-13.717	-10.767	-7.466	-7.236	-3.430	-3.200	0.000	3.200	6.150	6.500	6.830	8.830	14.015

CHAINAGE 40.000

NOT FOR CONSTRUCTION

2 0 2 4 6 8m
1 : 200 FULL SIZE A1
SCALE @ A1

DRAWING COLOUR CODED - PRINT ALL COPIES IN COLOUR

AMD	DESCRIPTION	DESIGNER SIGN./DATE	VERIFIED SIGN./DATE	APPROVED SIGN./DATE
G	APPROVALS ISSUE	JV 10.02.23	JM 10.02.23	JP 10.02.23
F	APPROVALS ISSUE	JV 16.12.22	JM 16.12.22	JP 16.12.22

CO-ORDINATE SYSTEM: STROMLO | HEIGHT DATUM: AHD | SCALE: AS SHOWN

ACT Government — Major Projects Canberra

This drawing is confidential and shall only be used for the purpose of this project.
The signing of this title block confirms the design and drafting of this project have been prepared and checked in accordance with the Canberra Light Rail Stage 2 quality assurance system to ISO 9001:2015

AECOM
AECOM Australia Pty Ltd
A.B.N. 20 093 846 925

DRAWN S NAIDU
DESIGNED J VAN DEN DUNGEN
DRG CHECK S WAN
DESIGN CHECK S WAN
APPROVED J PETERS

CANBERRA LIGHT RAIL 2A

ALIGNMENT
CROSS SECTIONS
MC1D20
SHEET 2

DESIGN LOT No: S210-STAGE 2A | SHEET: 02 OF 05 | A1
STATUS: APPROVALS ISSUE | ©
DRG No. S210-ACM-DRW-CIV-AL-0462 | EDMS No. | G
DF 801*554

Plot Date & Time 2/10/2023 8:27 AM
File Plotted C:\210-ACM-DRW-CIV-AL-0462
C:\pwworking\aecom_ds12_au\arthur.grivas@aecom.com\d0142029\S210-ACM-DRW-CIV-AL-0462.dwg
Plotted by GRIVASA

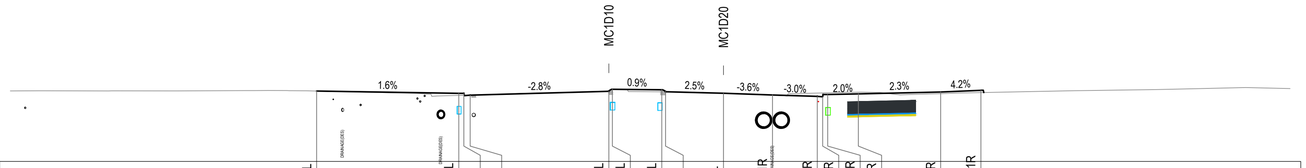

DATUM 563.00

	EXL		CBL			CEL	CBL	CBL		L3L	L31R		CER	CFR	CBR	E9R		EXR	CB1R
DESIGN LEVELS	567.594		567.445	567.445	567.325	567.578	567.708	567.678	567.578	567.451	567.336		567.248	567.218	567.368	567.408		567.531	567.642
DEPTH TO EXISTING	-0.003		-0.133	-0.124	0.008	0.001	-0.039	-0.132	-0.034	0.001	0.000		0.214	0.253	0.112	0.111		-0.108	-0.146
EXISTING SURFACE	567.591		567.312	567.321	567.333	567.579	567.669	567.546	567.544	567.452	567.336		567.462	567.471	567.480	567.519		567.423	567.496
OFFSETS	-26.566		-17.281	-16.951	-16.539	-7.484	-7.254	-4.028	-3.783	0.000	3.200		6.126	6.476	6.807	8.807		14.181	16.811

CHAINAGE 100.000

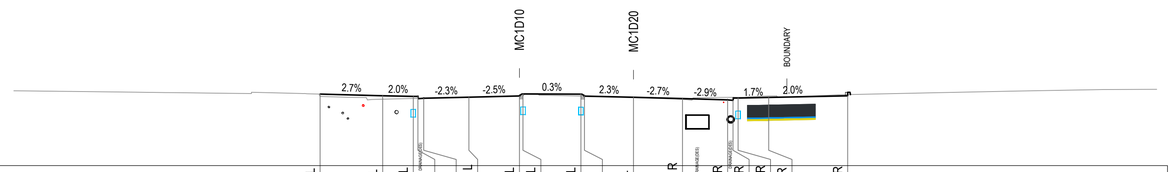

DATUM 563.00

	EXL		E9L	CBL			L31L	CEL	CBL	CBL		L3L	L31R		CER	CFR	CBR	E9R		EXR
DESIGN LEVELS	567.669		567.557	567.517	567.517	567.397	567.464	567.546	567.676	567.664	567.564	567.461	567.376		567.290	567.260	567.410	567.450		567.553
DEPTH TO EXISTING	-0.155		-0.224	-0.136	-0.129	-0.000	0.000	0.000	-0.122	-0.124	-0.030	-0.026	-0.060		0.164	0.197	0.046	0.094		0.080
EXISTING SURFACE	567.514		567.333	567.381	567.388	567.397	567.465	567.546	567.554	567.540	567.534	567.436	567.316		567.454	567.457	567.456	567.544		567.634
OFFSETS	-20.461		-16.375	-14.375	-14.075	-13.695	-10.745	-7.445	-7.215	-3.430	-3.200	0.000	3.200		6.150	6.500	6.830	8.830		13.986

CHAINAGE 80.000

NOT FOR CONSTRUCTION

D	APPROVALS ISSUE	JV 10.02.23	JM 10.02.23	JP 10.02.23
C	APPROVALS ISSUE	JV 16.12.22	JM 16.12.22	JP 16.12.22
B	CO-ORDINATION SET - WORK IN PROGRESS	JV 04.11.22	JM 04.11.22	JP 04.11.22
A	ALIGNMENT & URBAN DESIGN LOCK	JV 30.09.22	JM 30.09.22	JP 30.09.22
AMD	DESCRIPTION	DESIGNER SIGN./DATE	VERIFIED SIGN./DATE	APPROVED SIGN./DATE

CO-ORDINATE SYSTEM: STROMLO | HEIGHT DATUM: AHD | SCALE: AS SHOWN

ACT Government – Major Projects Canberra

This drawing is confidential and shall only be used for the purpose of this project.
The signing of this title block confirms the design and drafting of this project have been prepared and checked in accordance with the Canberra Light Rail Stage 2 quality assurance system to ISO 9001:2015

AECOM
AECOM Australia Pty Ltd
A.B.N. 20 093 846 925

DRAWN S NAIDU
DESIGNED J VAN DEN DUNGEN
DRG CHECK S WAN
DESIGN CHECK S WAN
APPROVED J PETERS

CANBERRA LIGHT RAIL 2A

ALIGNMENT
CROSS SECTIONS
MC1D20
SHEET 3

DESIGN LOT No: S210-STAGE 2A | SHEET: 03 OF 05 | A1
STATUS: APPROVALS ISSUE | ©
DRG No. S210-ACM-DRW-CIV-AL-0463 | EDMS No. | D

DF 801*554

2 0 2 4 6 8m
1 : 200 FULL SIZE A1
SCALE @ A1

DRAWING COLOUR CODED - PRINT ALL COPIES IN COLOUR

Plotted by:GRIVASA Plot Date & Time: 2/10/2023 8:28 AM File Plotted:S210-ACM-DRW-CIV-AL-0463 C:\pwworking\ascom_ds12_au\arthur.grivas@aecom.com\d0142029\S210-ACM-DRW-CIV-AL-0463.dwg

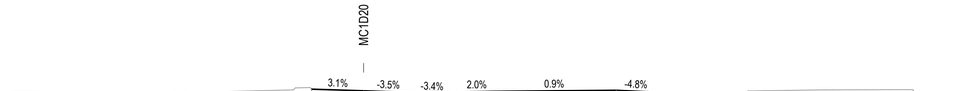

DATUM 563.00

	CEL	L3L	L31R	CER	CFR	CBR	EBR	EXR	CBR
DESIGN LEVELS	567.417	567.313	567.200	567.116	567.086	567.236	567.276	567.345	567.224
DEPTH TO EXISTING	0.000	0.000	0.000	-0.036	-0.023	-0.201	-0.059	-0.294	-0.157
EXISTING SURFACE	567.417	567.313	567.200	567.080	567.063	567.034	567.217	567.051	567.068
OFFSETS	-3.389	0.000	3.200	5.712	6.062	6.392	8.392	16.495	19.022

CHAINAGE 140.000

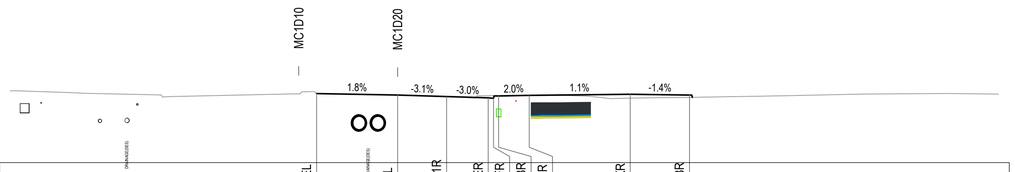

DATUM 563.00

	CEL	L3L	L31R	CER	CFR	CBR	EBR	EXR	CBR
DESIGN LEVELS	567.504	567.409	567.309	567.228	567.198	567.348	567.388	567.461	567.407
DEPTH TO EXISTING	0.000	0.000	0.000	0.142	0.177	0.032	0.002	-0.255	-0.153
EXISTING SURFACE	567.504	567.409	567.309	567.369	567.375	567.380	567.390	567.206	567.255
OFFSETS	-5.289	0.000	3.200	5.914	6.265	6.595	8.595	15.188	19.060

CHAINAGE 120.000

NOT FOR CONSTRUCTION

AMD	DESCRIPTION	DESIGNER SIGN./DATE	VERIFIED SIGN./DATE	APPROVED SIGN./DATE
D	APPROVALS ISSUE	JV 10.02.23	JM 10.02.23	JP 10.02.23
C	APPROVALS ISSUE	JV 16.12.22	JM 16.12.22	JP 16.12.22
B	CO-ORDINATION SET - WORK IN PROGRESS	JV 04.11.22	JM 04.11.22	JP 04.11.22
A	ALIGNMENT & URBAN DESIGN LOCK	JV 30.09.22	JM 30.09.22	JP 30.09.22

CO-ORDINATE SYSTEM: STROMLO | HEIGHT DATUM: AHD | SCALE: AS SHOWN

ACT Government — Major Projects Canberra

AECOM Australia Pty Ltd
A.B.N. 20 093 846 925

This drawing is confidential and shall only be used for the purpose of this project.
The signing of this title block confirms the design and drafting of this project have been prepared and checked in accordance with the Canberra Light Rail Stage 2 quality assurance system to ISO 9001:2015

DRAWN S NAIDU
DESIGNED J VAN DEN DUNGEN
DRG CHECK S WAN
DESIGN CHECK S WAN
APPROVED J PETERS

CANBERRA LIGHT RAIL 2A

ALIGNMENT
CROSS SECTIONS
MC1D20
SHEET 4

DESIGN LOT No: S210-STAGE 2A | SHEET: 04 OF 05 | A1
STATUS: APPROVALS ISSUE | ©
DRG No. S210-ACM-DRW-CIV-AL-0464 | EDMS No. | D

2 0 2 4 6 8m
1 : 200 FULL SIZE A1
SCALE @ A1

DRAWING COLOUR CODED - PRINT ALL COPIES IN COLOUR

DF 801*554

Plotted by:GRIVASA
Plot Date & Time: 2/10/2023 8:28 AM
File Plotted:S210-ACM-DRW-CIV-AL-0464
C:\pwworking\aecom_ds12_au\arthur.grivas@aecom.com\d0142029\S210-ACM-DRW-CIV-AL-0464.dwg

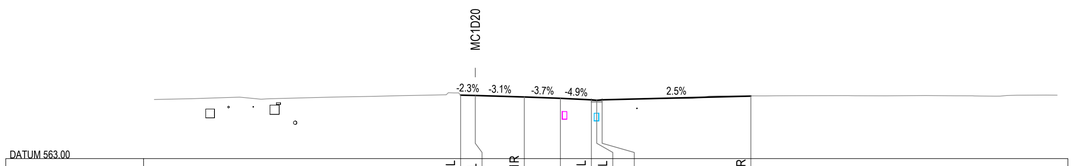

	CEL	L3L	L31R		CEL	CFL		EXR
DESIGN LEVELS	567.142	567.120	567.022	566.935	566.837	566.806	566.836	567.080
DEPTH TO EXISTING	0.000	-0.001	-0.000	0.002	0.002	0.017	-0.006	0.015
EXISTING SURFACE	567.142	567.119	567.022	566.937	566.839	566.824	566.831	567.094
OFFSETS	-0.956	0.000	3.200	5.558	7.581	7.932	8.282	17.996

CHAINAGE 160.000

NOT FOR CONSTRUCTION

2 0 2 4 6 8m
1 : 200 FULL SIZE A1
SCALE @ A1

DRAWING COLOUR CODED - PRINT ALL COPIES IN COLOUR

AMD	DESCRIPTION	DESIGNER SIGN./DATE	VERIFIED SIGN./DATE	APPROVED SIGN./DATE
D	APPROVALS ISSUE	JV 10.02.23	JM 10.02.23	JP 10.02.23
C	APPROVALS ISSUE	JV 16.12.22	JM 16.12.22	JP 16.12.22
B	CO-ORDINATION SET - WORK IN PROGRESS	JV 04.11.22	JM 04.11.22	JP 04.11.22
A	ALIGNMENT & URBAN DESIGN LOCK	JV 30.09.22	JM 30.09.22	JP 30.09.22

CO-ORDINATE SYSTEM: STROMLO | HEIGHT DATUM: AHD | SCALE: AS SHOWN

ACT Government Major Projects Canberra

This drawing is confidential and shall only be used for the purpose of this project.
The signing of this title block confirms the design and drafting of this project have been prepared and checked in accordance with the Canberra Light Rail Stage 2 quality assurance system to ISO 9001;2015

AECOM
AECOM Australia Pty Ltd
A.B.N. 20 093 846 925

DRAWN S NAIDU
DESIGNED J VAN DEN DUNGEN
DRG CHECK S WAN
DESIGN CHECK S WAN
APPROVED J PETERS

CANBERRA LIGHT RAIL 2A

ALIGNMENT
CROSS SECTIONS
MC1D20
SHEET 5

DESIGN LOT No: S210-STAGE 2A | SHEET: 05 OF 05 | A1
STATUS: APPROVALS ISSUE | ©
DRG No. S210-ACM-DRW-CIV-AL-0465 | EDMS No. | D

DF 801*554

C:\pwworking\aecom_ds12_au\arthur.grivas@aecom.com\d0142029\S210-ACM-DRW-CIV-AL-0465.dwg
File Plotted: S210-ACM-DRW-CIV-AL-0465
Plot Date & Time: 2/10/2023 8:28 AM
Plotted by GRIVASA