REV	DESCRIPTION	DATE
A	ISSUE FOR WORKS APPROVAL	15.01.2020

DOMA

STEWART ARCHITECTURE

36 MILDURA STREET FYSHWICK 2609
PO BOX 3469 MANUKA ACT 2603
OFFICE@STEWARTARCHITECTURE.COM.AU

PROJECT **THE FOOTHILLS**
BLOCKS 4 & 5 SECTION 38 CAMPBELL

PROJECT No. **1624**

This drawing is copyright and remains the property of Stewart Architecture.
This drawings is for development application purposes and not for construction.

DRAWING No. **WA0 - 702**
DRAWING TITLE **PERSPECTIVE - LIMESTONE AVENUE**
SCALE
DATE **2020**

REV	DESCRIPTION	DATE
A	ISSUE FOR WORKS APPROVAL	15.01.2020

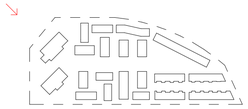

DOMA

STEWART ARCHITECTURE
36 MILDURA STREET FYSHWICK 2609
PO BOX 3469 MANUKA ACT 2603
OFFICE@STEWARTARCHITECTURE.COM.AU

PROJECT **THE FOOTHILLS**
BLOCKS 4 & 5 SECTION 38 CAMPBELL

PROJECT No. **1624**

This drawing is copyright and remains the property of Stewart Architecture.
This drawings is for development application purposes and not for construction.

DRAWING No. **WA0 - 703**
DRAWING TITLE **PERSPECTIVE - LIMESTONE AVENUE**
SCALE
DATE **2020**

REV	DESCRIPTION	DATE
A	ISSUE FOR WORKS APPROVAL	15.01.2020

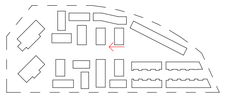

DOMA

STEWART ARCHITECTURE
36 MILDURA STREET FYSHWICK 2609
PO BOX 3459 MANUKA ACT 2603
OFFICE@STEWARTARCHITECTURE.COM.AU

PROJECT **THE FOOTHILLS**
BLOCKS 4 & 5 SECTION 38 CAMPBELL

PROJECT No. **1624**

This drawing is copyright and remains the property of Stewart Architecture.
This drawings is for development application purposes and not for construction.

DRAWING No. **WA0 - 704**
DRAWING TITLE **PERSPECTIVE - PRECINCT 2**
SCALE
DATE **2020**

REV	DESCRIPTION	DATE
A	ISSUE FOR WORKS APPROVAL	15.01.2020

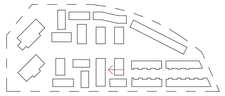

DOMA

STEWART ARCHITECTURE
36 MILDURA STREET FYSHWICK 2609
PO BOX 3469 MANUKA ACT 2603
OFFICE@STEWARTARCHITECTURE.COM.AU

PROJECT **THE FOOTHILLS**
BLOCKS 4 & 5 SECTION 38 CAMPBELL

PROJECT No. **1624**

This drawing is copyright and remains the property of Stewart Architecture.
This drawings is for development application purposes and not for construction.

DRAWING No. **WA0 - 705**
DRAWING TITLE **PERSPECTIVE - PRECINCT 3**
SCALE
DATE **2020**

REV	DESCRIPTION	DATE
A	ISSUE FOR WORKS APPROVAL	15.01.2020

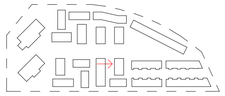

DOMA

STEWART ARCHITECTURE
36 MILDURA STREET FYSHWICK 2609
PO BOX 3469 MANUKA ACT 2603
OFFICE@STEWARTARCHITECTURE.COM.AU

PROJECT **THE FOOTHILLS**
BLOCKS 4 & 5 SECTION 38 CAMPBELL

PROJECT No. **1624**

This drawing is copyright and remains the property of Stewart Architecture.
This drawings is for development application purposes and not for construction.

DRAWING No. **WA0 - 706**
DRAWING TITLE **PERSPECTIVE - PRECINCT 3**
SCALE
DATE **2020**



REV	DESCRIPTION	DATE
A	ISSUE FOR WORKS APPROVAL	15.01.2020

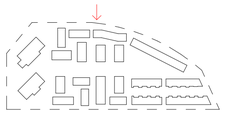

DOMA

STEWART ARCHITECTURE
36 MILDURA STREET FYSHWICK 2609
PO BOX 3468 MANUKA ACT 2603
OFFICE@STEWARTARCHITECTURE.COM.AU

PROJECT **THE FOOTHILLS**
BLOCKS 4 & 5 SECTION 38 CAMPBELL

PROJECT No. **1624**

This drawing is copyright and remains the property of Stewart Architecture.
This drawings is for development application purposes and not for construction.

DRAWING No. **WA0 - 707**
DRAWING TITLE **PERSPECTIVE - PRECINCT 2**
SCALE
DATE **2020**

THE FOOTHILLS

BLOCKS 4 & 5 SECTION 38 CAMPBELL

DRAWING SCHEDULE

DRAWING NO.	TITLE
WA0 SITE	
WA0 - 002	PLAN - CONSOLIDATION
WA0 - 003	PLAN - PRECINCTS
WA0 - 004	PLAN - SITE
WA0 - 011	VISUAL ANALYSIS - MICRO LEVEL
WA0 - 025	PLAN - PEDESTRIAN EXPERIENCE
WA0 - 026	PLAN - VEHICULAR MOVEMENT
WA0 - 027	PLAN - PARKING STRATEGY
WA0 - 028	PLAN - DEEP ROOT PLANTING
WA0 - 032	PLAN - PRIVATE OPEN SPACE
WA0 - 035	PLAN - SHADOW DIAGRAMS
WA0 - 037	PLAN - SIGNAGE STRATEGY
WA0 - 038	PLAN - SERVICING
WA0 - 039	PLAN - ELECTRICAL & LIGHTING PLAN
WA0 - 201	ELEVATIONS - SITE
WA0 - 301	SECTIONS - SITE
WA0 - 701	MATERIAL SCHEDULE
WA0 - 702	PERSPECTIVE - LIMESTONE AVENUE
WA0 - 703	PERSPECTIVE - LIMESTONE AVENUE
WA0 - 704	PERSPECTIVE - PRECINCT 2
WA0 - 705	PERSPECTIVE - PRECINCT 3
WA0 - 706	PERSPECTIVE - PRECINCT 3
WA0 - 707	PERSPECTIVE - PRECINCT 2
WA1 PRECINCT 1	
WA1 - 004	PRECINCT 1 - PLAN - SITE
WA1 - 101	PRECINCT 1 - PLAN - BASEMENT 2
WA1 - 102	PRECINCT 1 - PLAN - BASEMENT 1
WA1 - 103	PRECINCT 1 - PLAN - GROUND
WA1 - 104	PRECINCT 1 - PLAN - LEVELS 1- 4
WA1 - 105	PRECINCT 1 - PLAN - LEVEL 5
WA1 - 106	PRECINCT 1 - PLAN - LEVELS 6 - 7
WA1 - 201	PRECINCT 1 - ELEVATIONS
WA1 - 202	PRECINCT 1 - ELEVATIONS
WA1 - 203	PRECINCT 1 - ELEVATIONS
WA1 - 301	PRECINCT 1 - SECTIONS
WA2 PRECINCT 2	
WA2 - 004	PRECINCT 2 - PLAN - SITE
WA2 - 101	PRECINCT 2 - PLAN - LEVEL 1
WA2 - 102	PRECINCT 2 - PLAN - LEVEL 2
WA2 - 103	PRECINCT 2 - PLAN - LEVEL 3
WA2 - 104	PRECINCT 2 - PLAN - LEVEL 4
WA2 - 201	PRECINCT 2 - ELEVATIONS
WA2 - 301	PRECINCT 2 - SECTIONS
WA2 - 302	PRECINCT 2 - SECTIONS
WA3 PRECINCT 3	
WA3 - 004	PRECINCT 3 - PLAN - SITE
WA3 - 101	PRECINCT 3 - PLAN - LEVEL 1
WA3 - 102	PRECINCT 3 - PLAN - LEVEL 2
WA3 - 103	PRECINCT 3 - PLAN - LEVEL 3
WA3 - 104	PRECINCT 3 - PLAN - LEVEL 4
WA3 - 105	PRECINCT 3 - PLAN - LEVEL 5
WA3 - 106	PRECINCT 3 - PLAN - LEVEL 6
WA3 - 201	PRECINCT 3 - ELEVATIONS
WA3 - 301	PRECINCT 3 - SECTIONS
WA3 - 302	PRECINCT 3 - SECTIONS
WA4 PRECINCT 4	
WA4 - 004	PRECINCT 4 - PLAN - SITE
WA4 - 101	PRECINCT 4 - PLAN - LEVEL 1
WA4 - 102	PRECINCT 4 - PLAN - LEVEL 2
WA4 - 103	PRECINCT 4 - PLAN - LEVEL 3
WA4 - 201	PRECINCT 4 - ELEVATIONS & SECTIONS

DESCRIPTION	DATE
ISSUE FOR WORKS APPROVAL	15.01.2020

DOMA

STEWART ARCHITECTURE

36 MILDURA STREET FYSHWICK 2609
PO BOX 3469 MANUKA ACT 2603
OFFICE@STEWARTARCHITECTURE.COM.AU

PROJECT **THE FOOTHILLS**
BLOCKS 4 & 5 SECTION 38 CAMPBELL

PROJECT No. **1624**

This drawing is copyright and remains the property of Stewart Architecture.
This drawings is for development application purposes and not for construction.

DRAWING No. **WA0 - 000**
DRAWING TITLE **LOCATION & DRAWING SCHEDULE**
SCALE **1 : 2000 @ A1**
DATE **2020**

NOTE:

- DEVELOPMENT IS TO BE COMMUNITY TITLED AS A SINGLE BLOCK
- SITE DIVIDED INTO 5 PRECINCTS WITH A SINGLE COMMON PRECINCT

REV	DESCRIPTION	DATE
A	ISSUE FOR WORKS APPROVAL	15.01.2020

DOMA

STEWART ARCHITECTURE

36 MILDURA STREET FYSHWICK 2609
PO BOX 3469 MANUKA ACT 2603
OFFICE@STEWARTARCHITECTURE.COM.AU

PROJECT **THE FOOTHILLS**
BLOCKS 4 & 5 SECTION 38 CAMPBELL

PROJECT No. **1624**

This drawing is copyright and remains the property of Stewart Architecture.
This drawings is for development application purposes and not for construction.

DRAWING No. **WA0 - 003**
DRAWING TITLE **PLAN - PRECINCTS**
SCALE **1 : 500 @ A1**
DATE **2020**

NUMBER OF DWELLINGS

PRECINCT	QUANTITY
PRECINCT 1	117
PRECINCT 2	43
PRECINCT 3	38
PRECINCT 4	14
TOTAL:	**212**

PRECINCT 1

GROSS FLOOR AREA

BASEMENT 2	142 m²
BASEMENT 1	680 m²
GROUND	1740 m²
LEVEL 1	1604 m²
LEVEL 2	1604 m²
LEVEL 3	1604 m²
LEVEL 4	1604 m²
LEVEL 5	1152 m²
LEVEL 6	1150 m²
LEVEL 7	1150 m²
GFA TOTAL	12430 m²

PRECINCT 2

GROSS FLOOR AREA

LEVEL 1	317 m²
LEVEL 2	1796 m²
LEVEL 3	2882 m²
LEVEL 4	2063 m²
GFA TOTAL	7058 m²

PRECINCT 3

GROSS FLOOR AREA

LEVEL 1	388 m²
LEVEL 2	916 m²
LEVEL 3	1385 m²
LEVEL 4	1622 m²
LEVEL 5	1224 m²
LEVEL 6	641 m²
GFA TOTAL	6176 m²

PRECINCT 4

GROSS FLOOR AREA

LEVEL 1	661 m²
LEVEL 2	1189 m²
LEVEL 3	1188 m²
GFA TOTAL	3038 m²
GFA TOTAL SITE	**28702 m²**

SITE COVERAGE
24%

BUILDING HEIGHT
REFER SITE ELEVATIONS (WA0 - 201)

BUILDING SETBACKS
REFER SITE PLAN (WA0 - 004)

EXTERNAL MATERIALS
REFER MATERIAL SCHEDULE (WA0 - 701)

PARKING
ON-SITE: 376

NOTE:

REFER TO ENGINEERS DOCUMENTATION FOR SITE SERVICES

REV	DESCRIPTION	DATE
A	ISSUE FOR WORKS APPROVAL	15.01.2020

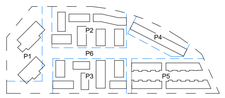

DOMA

STEWART ARCHITECTURE

36 MILDURA STREET FYSHWICK 2609
PO BOX 3469 MANUKA ACT 2603
OFFICE@STEWARTARCHITECTURE.COM.AU

PROJECT **THE FOOTHILLS**
BLOCKS 4 & 5 SECTION 38 CAMPBELL

PROJECT No. **1624**

This drawing is copyright and remains the property of Stewart Architecture.
This drawings is for development application purposes and not for construction.

DRAWING No. **WA0 - 004**
DRAWING TITLE **PLAN - SITE**
SCALE **1 : 500 @ A1**
DATE **2020**

Buildings, parking, driveways and paths have been carefully integrated to ensure dominance of landscape and maximise deep-root planting zones throughout the site. A large number of planters are also proposed across the site.

Deep root areas for landscape zones to be read in conjunction with the DCP.

TOTAL SITE AREA:	40107m²
TOTAL DEEP ROOT PLANTING AREA:	13512m²
PERCENTAGE DEEP ROOT PLANTING:	33%

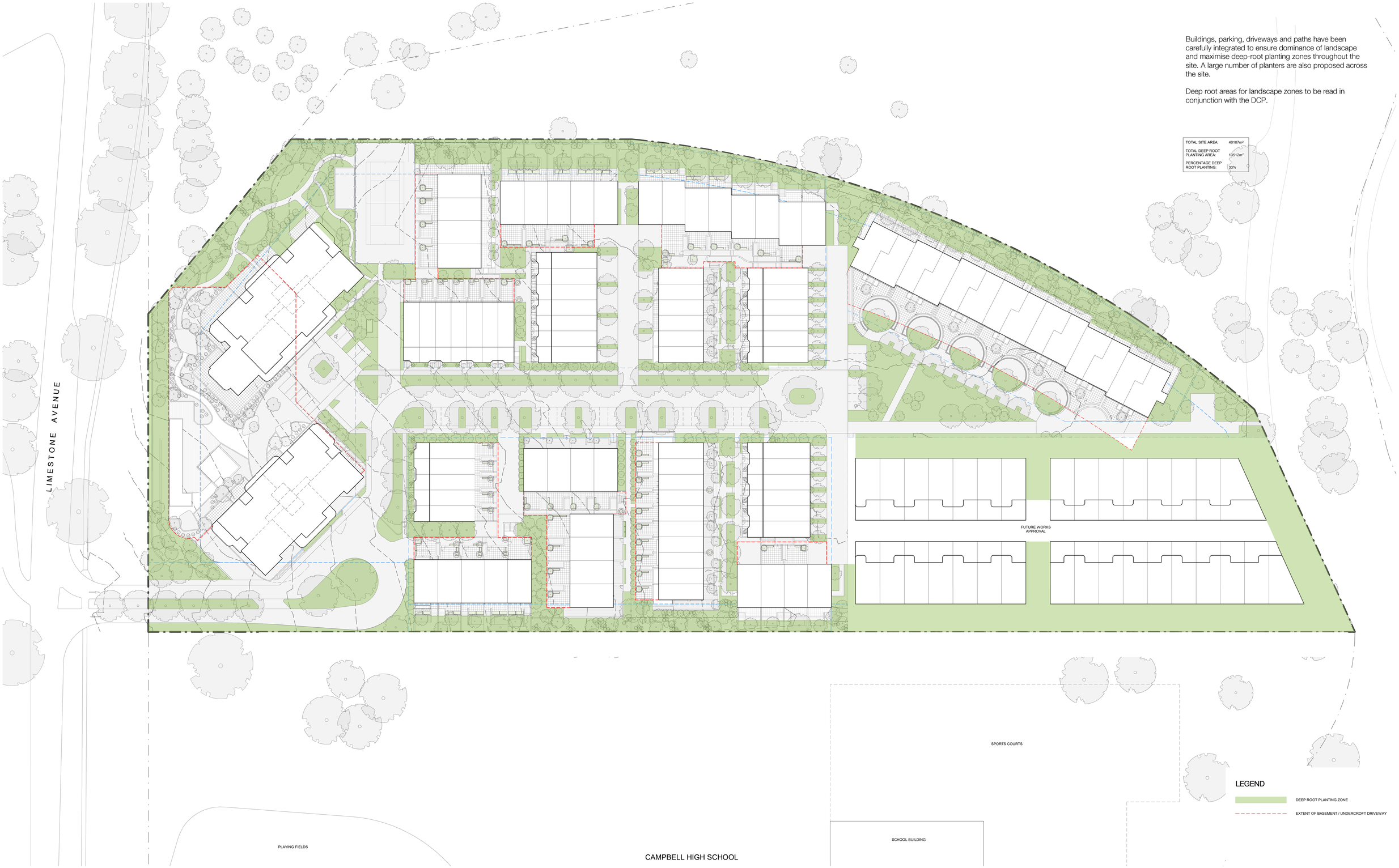

REV	DESCRIPTION	DATE
A	ISSUE FOR WORKS APPROVAL	15.01.2020

DOMA

STEWART ARCHITECTURE

36 MILDURA STREET FYSHWICK 2609
PO BOX 3489 MANUKA ACT 2603
OFFICE@STEWARTARCHITECTURE.COM.AU

PROJECT **THE FOOTHILLS**
BLOCKS 4 & 5 SECTION 38 CAMPBELL

PROJECT No. **1624**

This drawing is copyright and remains the property of Stewart Architecture.
This drawings is for development application purposes and not for construction.

DRAWING No. **WA0 - 028**
DRAWING TITLE **PLAN - DEEP ROOT PLANTING**
SCALE **1 : 500 @ A1**
DATE **2020**

The development concept proposes buildings fronting Limestone Avenue to a height that does not cause overshadowing; consistent with the proposed DCP Urban Design Principle 4 - ensuring that buildings do not cast a shadow encroaching Sections 11 or 18 Reid at 9.30am on the 21st of June.

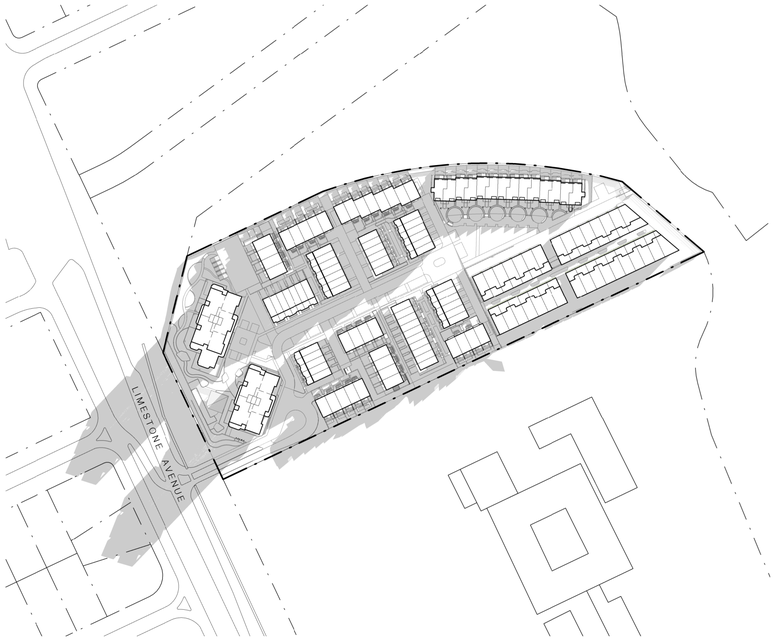

WINTER SOLSTICE 9am

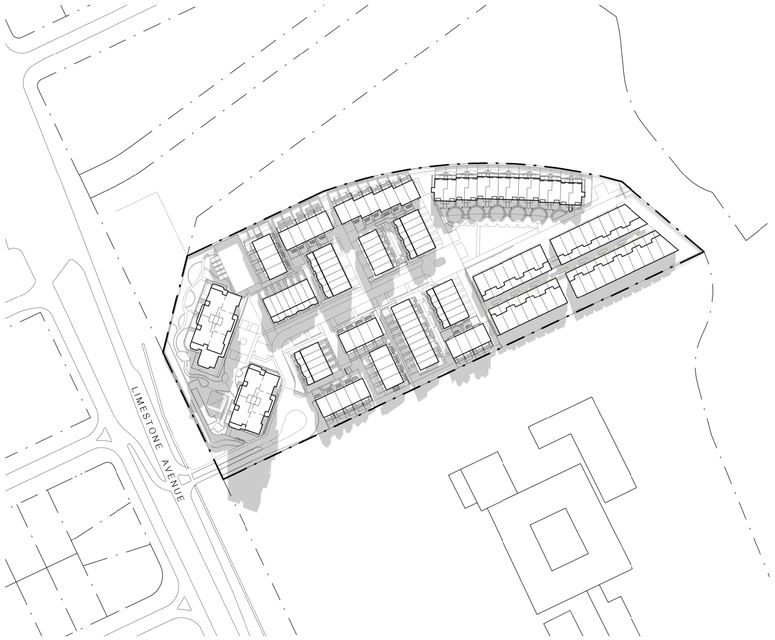

WINTER SOLSTICE 12pm

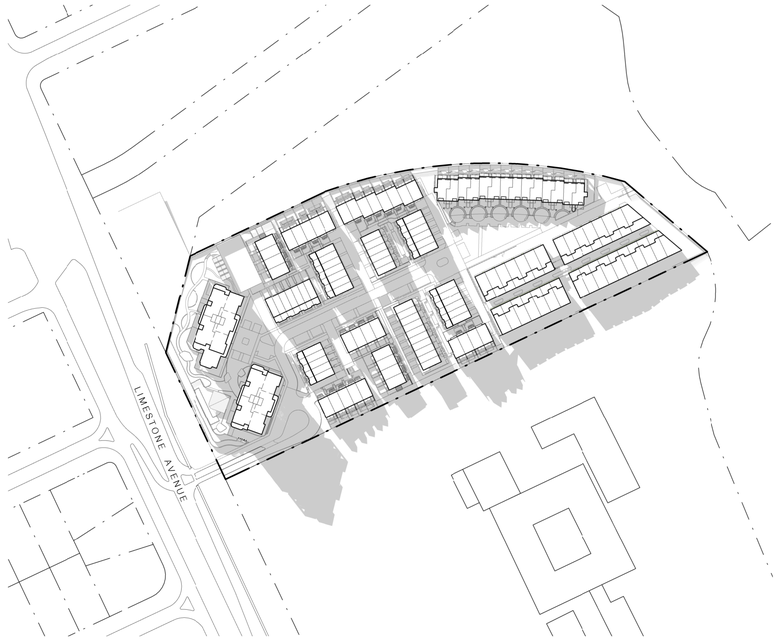

WINTER SOLSTICE 3pm

REV	DESCRIPTION	DATE
A	ISSUE FOR WORKS APPROVAL	15.01.2020

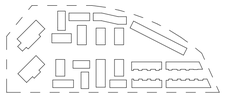

DOMA

STEWART ARCHITECTURE
36 MILDURA STREET FYSHWICK 2609
PO BOX 3449 MANUKA ACT 2603
OFFICE@STEWARTARCHITECTURE.COM.AU

PROJECT **THE FOOTHILLS**
BLOCKS 4 & 5 SECTION 38 CAMPBELL

PROJECT No. **1624**

This drawing is copyright and remains the property of Stewart Architecture.
This drawings is for development application purposes and not for construction.

DRAWING No. **WA0 - 035**
DRAWING TITLE **PLAN - SHADOW DIAGRAMS**
SCALE **1 : 2000 @ A1**
DATE **2020**

Movement within the precinct will be guided by a high-quality signage strategy. Signage will be integrated into the building form or within the landscape and appropriate to both pedestrian and vehicular movement.

Signage will be installed at the development entry as per the EPBC 2014/7372 requirement.

SIGNAGE CONCEPTS

PRECINCT ENTRY

COMMUNAL SPACES

HOUSING GROUP ENTRIES

NUMBERS

EPBC SIGNAGE

DIRECTIONAL SIGNAGE

REV	DESCRIPTION	DATE
A	ISSUE FOR WORKS APPROVAL	15.01.2020

DOMA

STEWART ARCHITECTURE

36 MILDURA STREET FYSHWICK 2609
PO BOX 3469 MANUKA ACT 2603
OFFICE@STEWARTARCHITECTURE.COM.AU

PROJECT **THE FOOTHILLS**
BLOCKS 4 & 5 SECTION 38 CAMPBELL

PROJECT No. **1624**

This drawing is copyright and remains the property of Stewart Architecture.
This drawings is for development application purposes and not for construction.

DRAWING No. **WA0 - 037**
DRAWING TITLE **PLAN - SIGNAGE STRATEGY**
SCALE **1 : 500 @ A1**
DATE **2020**

WEST ELEVATION

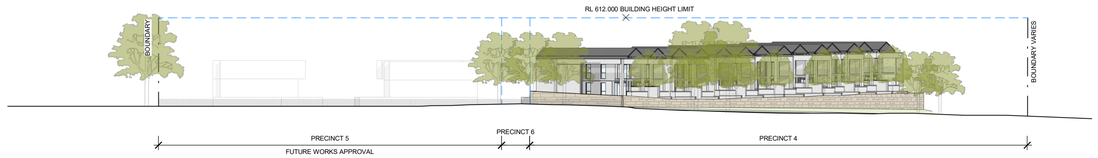

EAST ELEVATION

NORTH ELEVATION

SOUTH ELEVATION

REV	DESCRIPTION	DATE
A	ISSUE FOR WORKS APPROVAL	15.01.2020

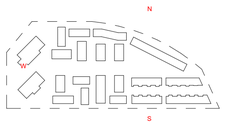

DOMA

STEWART ARCHITECTURE

36 MILDURA STREET FYSHWICK 2609
PO BOX 3469 MANUKA ACT 2603
OFFICE@STEWARTARCHITECTURE.COM.AU

PROJECT **THE FOOTHILLS**
BLOCKS 4 & 5 SECTION 38 CAMPBELL

PROJECT No. **1624**

This drawing is copyright and remains the property of Stewart Architecture.
This drawings is for development application purposes and not for construction.

DRAWING No. **WA0 - 201**
DRAWING TITLE **ELEVATIONS - SITE**
SCALE **1 : 500 @ A1**
DATE **2020**

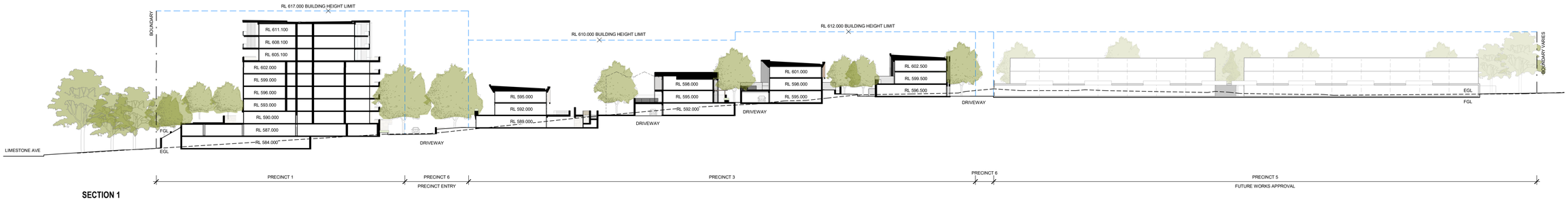

SECTION 1

SECTION 2

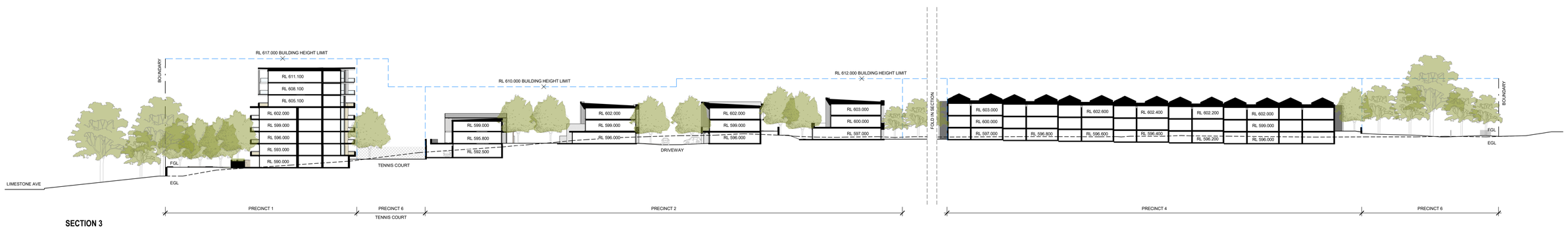

SECTION 3

REV	DESCRIPTION	DATE
A	ISSUE FOR WORKS APPROVAL	15.01.2020

DOMA

STEWART ARCHITECTURE
36 MILDURA STREET FYSHWICK 2609
PO BOX 3459 MANUKA ACT 2603
OFFICE@STEWARTARCHITECTURE.COM.AU

PROJECT **THE FOOTHILLS**
BLOCKS 4 & 5 SECTION 38 CAMPBELL

PROJECT No. **1624**

This drawing is copyright and remains the property of Stewart Architecture.
This drawings is for development application purposes and not for construction.

DRAWING No. **WA0 - 301**
DRAWING TITLE **SECTIONS - SITE**
SCALE **1 : 500 @ A1**
DATE **2020**

TYPICAL ELEVATION - APARTMENTS

WALLS

BR1
BRICKWORK
SANDSTONE COLOUR WITH VARIATION

CO1
CONCRETE
OFF-WHITE

BR1
HIT AND MISS BRICKWORK
SANDSTONE COLOUR WITH VARIATION

CL1
METAL CLADDING
CHARCOAL

BR2
BRICKWORK
NATURAL (MID-GREY) WITH VARIATION

CL2
ALUMINIUM CLADDING
CHARCOAL

SW1
COURTYARD WALLS
STONEWORK
NATURAL (LIGHT)

CL3
TIMBER CLADDING
MID-GREY

SW2
LANDSCAPE WALLS
STONEWORK
NATURAL (LIGHT)

CL4
ALUMINIUM CLADDING
OFF-WHITE

WINDOWS

GL1
TYPICAL WINDOW SUITE
WINDOW FRAMES & INFILL PANELS
CHARCOAL

ROOFING / SOFFIT

RF1
TYPICAL ROOF FINISH
METAL
MID-GREY

DOWNPIPE, GUTTER AND METAL CAPPING
POWDER COATED CHARCOAL

SO1
SOFFIT
PLYWOOD
NATURAL (LIGHT)

SO2
SOFFIT
FC SHEET
WHITE

SCREENS

SC1
EXTERIOR SCREENS
PERFORATED METAL
POWDERCOATED WHITE

SC2
EXTERIOR SCREENS
ALUMINIUM BATTENS
CHARCOAL

SC3
EXTERIOR SCREENS
TIMBER BATTENS
NATURAL (LIGHT OR MID-GREY)

SC4
EXTERIOR SCREENS
METAL LOUVRE
CHARCOAL

BALUSTRADES

BA1
BALUSTRADE
FLAT BAR
POWDER COATED CHARCOAL

BA2
BALUSTRADE
PERFORATED MESH
POWDER COATED CHARCOAL

BA3
BALUSTRADE
FRAMELESS GLASS
CLEAR

BA4
BALUSTRADE
FLAT BAR
POWDER COATED WHITE OR CHARCOAL

MISCELLANEOUS ELEMENTS

GD1
GARAGE DOOR
CHARCOAL

SL1
LANDSCAPE STAIRS
CONCRETE
OFF-WHITE

GD2
BASEMENT ENTRY DOORS
PERFORATED METAL
POWDER COATED CHARCOAL

ST1
STEEL WORKS
CHARCOAL FINISH

FE1
EXTERIOR PALISADE FENCE
METAL FLATBAR
POWDER COATED CHARCOAL

GA1
EXTERIOR GATES
METAL FLATBAR
POWDER COATED CHARCOAL

GR1
EXTERIOR FLOOR GRATE
STAINLESS STEEL

FE2
EXTERIOR PALISADE FENCE
METAL FLATBAR
POWDER COATED WHITE

GA2
EXTERIOR GATES
METAL FLATBAR
POWDER COATED WHITE

AW1
AWNING
METAL
POWDER COATED CHARCOAL

TYPICAL ELEVATIONS - TOWNHOUSES

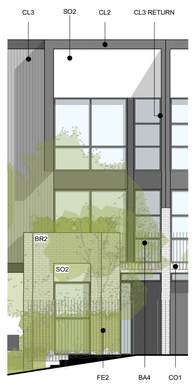

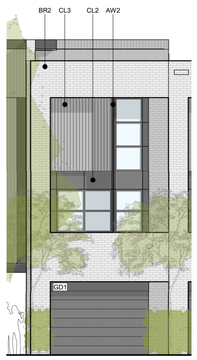

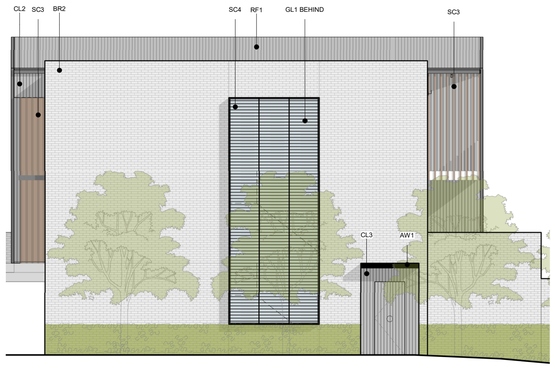

REV	DESCRIPTION	DATE
A	ISSUE FOR WORKS APPROVAL	15.01.2020

DOMA

STEWART ARCHITECTURE

36 MILDURA STREET FYSHWICK 2609
PO BOX 3469 MANUKA ACT 2603
OFFICE@STEWARTARCHITECTURE.COM.AU

PROJECT **THE FOOTHILLS**
BLOCKS 4 & 5 SECTION 38 CAMPBELL

PROJECT No. **1624**

This drawing is copyright and remains the property of Stewart Architecture.
This drawings is for development application purposes and not for construction.

DRAWING No. **WA0 - 701**
DRAWING TITLE **MATERIAL SCHEDULE**
SCALE **1 : 200 @ A1**
DATE **2020**